

F-163XP

Electrical Specifications (@25C)

1. Maximum Power: 7.5 VA
2. Primary: 115V 50/60 Hz
3. Secondary: Series: 17.0V CT @ 0.441 Amps
Parallel: 8.5V CT @ 0.882 Amps

Description:

The F-163XP is part of a wide selection of plug-in types that meet the needs of PC boards and solid state power supply design. This transformer can satisfy power as well as control and instrumentation applications.

Construction:

Wound on a single channel nylon bobbin. Materials are UL recognized, Class B (130° C) rated.

Safety:

These products are 100% hipot tested with an insulation of 1500V between primary and secondary windings.

Dimensions:

Units: In inches

A	B	C	D	E	F
1.625	2.812	1.468	2.375	0.406	1.312

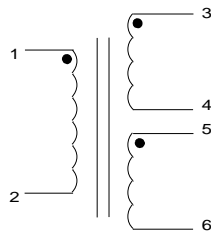
Mounting hole: 0.187 in.

Pin length: 0.187 in.

Pin size: 0.20 x .041 in.

Weight: 10.5 oz

Schematic:

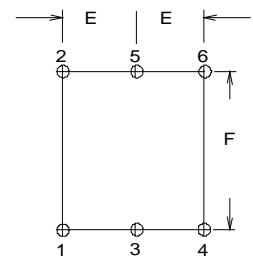
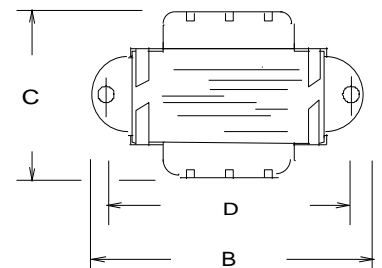
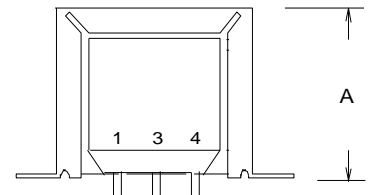


Primary: 1 to 2

Secondary: Series - 3 to 6, Jumper 4 to 5
Parallel - 3 to 6, Jumper 3 to 5 and 4 to 6

RoHS Compliance: As of manufacturing date February 2016, all standard products meet the requirements of 2015/863/EU, known as the RoHS 3 initiative.

*Upon printing, this document is considered "uncontrolled". Please contact Triad Magnetics website for the most current version. For soldering and washing information please see <http://www.triadmagnetics.com/faq.html>



Mouser Electronics

Authorized Distributor

Click to View Pricing, Inventory, Delivery & Lifecycle Information:

[Triad Magnetics:](#)

[F-163XP](#)