

Part No. 9003034F0

LTE 5G FPC Antenna

(2100 – 2690) MHz & (3300 – 5000) MHz

Supports: Tracking, Smart Home, Agriculture, Healthcare, Industrial Devices



LTE 5G Antenna
 2100 – 2690 MHz,
 3300 – 5000 MHz

The KYOCERA-AVX 9003034F0 antenna is a flexible embedded antenna optimized to cover the high band MIMO bands for 5G NR modules (2.11 GHz to 5 GHz). It delivers on the key needs of device designers for higher functionality and better performance in a small form factor, helping optimize the 4x4 MIMO system for 5G sub-6GHz applications. It is designed for flexible mounting on the underside of any non-metallic housing with a cable and connector for easy installation. The flexibility and adhesive backing make it easy to mount in unique and custom enclosures, while enabling an environmentally sealed enclosure and protection from tampering or accidental antenna damage. These innovative antenna provides compelling advantages for 5G NR enabled devices such as having a cable connection to the PCB allowing for a flexible placement offered with MHF1 or MHF4 compatible connectors.

KEY BENEFITS

Reduced Costs & Time-to-Market
 Standard antennas eliminate design fees, redesign cycle time and minimize risk associated with customer solution. Quicker time to market.

Quicker Time-to-Market
 By optimizing antenna size, performance and emissions, customer and regulatory specifications are more easily met.

Reliability
 Products are the latest RoHS version compliant.

APPLICATIONS

- Embedded design
- Wireless nodes
- Gateway/Routers
- Access Points
- Smart meters
- Home automation
- Healthcare
- M2M. Industrial IoT devices
- Monitoring equipment
- Smart Grids
- Remote sensors/Tracking

Electrical Specifications

Typical characteristics measured on 1.6 mm thick plastic with 200 mm cable.

Frequency (MHz)	2100 – 2690	3300 – 5000
Return Loss	< -7.7 dB	< -7.3 dB
Peak Gain	4.2 dBi	4.3 dBi
Average Efficiency	58%	62%
Feed Point Impedance	50 Ω unbalanced	
Polarization	Linear	

Mechanical Specifications & Ordering Part Number

Ordering Part #	9003034F0-AA10L0200
Dimensions (mm)	28.0 x 15.0 x 0.2
Mounting Type	Adhesive Tape 3M467
Weight (g)	0.9
Connector/Cable (mm)	MHF1 compatible connector Length: 200, Cable 1.13, Color: Black
Packaging	PE Bag
Additional variations with different cable lengths, colors and connectors are available.	

5G LTE KYOCERA AVX FPC Cable Antenna Specifications
 KYOCERA AVX produces a wide variety of standard and custom antennas to meet user needs.

LTE Bands covered by 9003034F0

LTE Band	Frequency Band (MHz)	Uplink (UL) (MHz)	Downlink (DL) (MHz)	Region	Covered	
1	2100	1920 - 1980	2110 - 2170	Global	No	
2	1900	1850 - 1910	1930 - 1990	NAM		
3	1800	1710 - 1785	1805 - 1880	Global		
4	1700	1710 - 1755	2110 - 2155	NAM		
5	850	824 - 849	869 - 894	NAM		
6	850	830 - 840	875 - 885	APAC		
7	2600	2500 - 2570	2620 - 2690	EMEA	Yes	
8	900	880 - 915	925 - 960	Global	No	
9	1800	1749.9 - 1784.9	1844.9 - 1879.9	APAC		
10	1700	1710 - 1770	2110 - 2170	NAM		
11	1500	1427.9 - 1447.9	1475.9 - 1495.9	Japan		
12	700	699 - 716	729 - 746	NAM		
13	700	777 - 787	746 - 756	NAM		
14	700	788 - 798	758 - 768	NAM		
17	700	704 - 716	734 - 746	NAM		
18	850	815 - 830	860 - 875	Japan		
19	850	830 - 845	875 - 890	Japan		
20	800	832 - 862	791 - 821	EMEA		
21	1500	1447.9 - 1462.9	1495.9 - 1510.9	Japan		
22	3500	3410 - 3490	3510 - 3590	EMEA		
23	2000	2000 - 2020	2180 - 2200	NAM		
24	1600	1626.5 - 1660.5	1525 - 1559	NAM		
25	1900	1850 - 1915	1930 - 1995	NAM		
26	850	814 - 849	859 - 894	NAM		
27	850	807 - 824	852 - 869	NAM		
28	700	703 - 748	758 - 803	APAC,EU		
29	700	N/A	717 - 728	NAM		
30	2300	2305 - 2315	2350 - 2360	NAM	Yes	
31	450	452.5 - 457.5	462.5 - 467.5	Global	No	
32	1500	N/A	1452 - 1496	EMEA		
33	1900		1900 - 1920			
34	2000		2010 - 2025			
35	1850		1850 - 1910			
36	1900		1930 - 1990			
37	1900		1910 - 1930			
38	2600		2570 - 2620			Yes
39	1900		1880 - 1920			No
40	2300		2300 - 2400			Yes
41	2500		2496 - 2690			
42	3500		3400 - 3600			
43	3700		3600 - 3800			

NAM: North America, EMEA: Europe, Middle East, and Africa, APAC: Asia-Pacific, EU: Europe

5G LTE KYOCERA AVX FPC Cable Antenna Specifications
 KYOCERA AVX produces a wide variety of standard and custom antennas to meet user needs.

5G Bands covered by 9003034F0

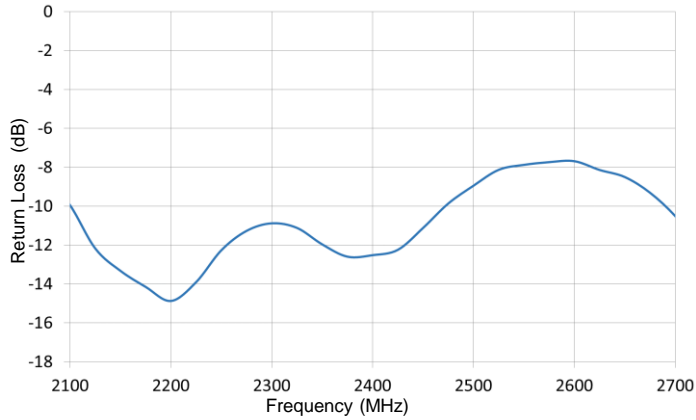
5G Band	Uplink (UL) (MHz)	Downlink (DL) (MHz)	Bandwidth (MHz)	Duplexing Mode	Covered
n1	1920 - 1980	2110 - 2170	60	FDD	No
n2	1850 - 1910	1930 - 1990	60	FDD	
n3	1710 - 1785	1805 - 1880	75	FDD	
n5	824 - 849	869 - 894	25	FDD	Yes
n7	2500 - 2570	2620 - 2690	70	FDD	
n8	880 - 915	925 - 960	35	FDD	
n20	832 - 862	791 - 821	30	FDD	No
n28	703 - 748	758 - 803	45	FDD	Yes
n38	2570 - 2620		50	TDD	
n41	2496 - 2690		194	TDD	
n50	1432 - 1517		85	TDD	No
n51	1427 - 1432		5	TDD	
n66	1710 - 1780	2110 - 2200	70/90	FDD	
n70	1695 - 1710	1995 - 2020	15/25	FDD	No
n71	663 - 698	617 - 652	35	FDD	
n74	1427 - 1470	1475 - 1518	43	FDD	
n75	N/A	1432 - 1517	85	SDL	Yes
n76	N/A	1427 - 1432	5	SDL	
n77	3300 - 4200		900	TDD	
n78	3300 - 3800		500	TDD	Yes
n79	4400 - 5000		600	TDD	
n80	1710 - 1785	N/A	75	SUL	No
n81	880 - 915	N/A	35	SUL	
n82	832 - 862	N/A	30	SUL	
n83	703 - 748	N/A	45	SUL	
n84	1920 - 1980	N/A	60	SUL	

5G LTE KYOCERA AVX FPC Cable Antenna Specifications
 KYOCERA AVX produces a wide variety of standard and custom antennas to meet user needs.

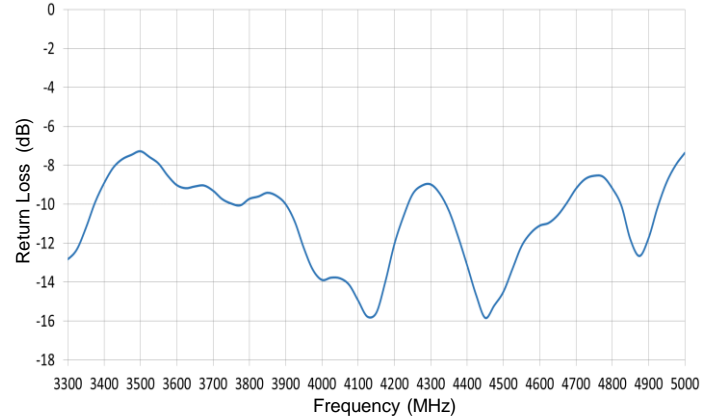
Return Loss, Efficiency, and Peak Gain Plots

Typical characteristics measured on 1.6 mm thick plastic with 200 mm cable.

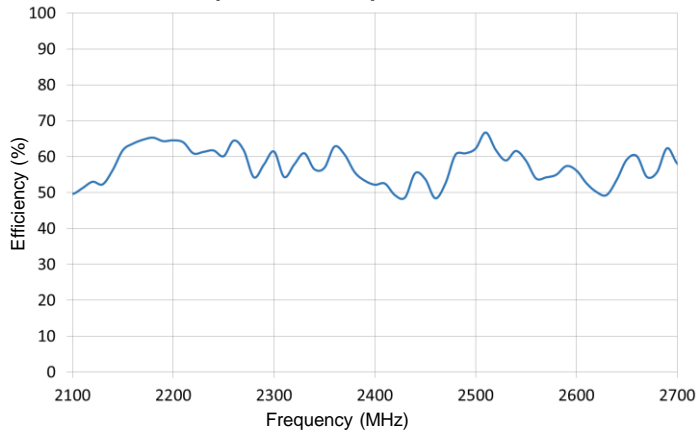
Return Loss
(2100 - 2700) MHz



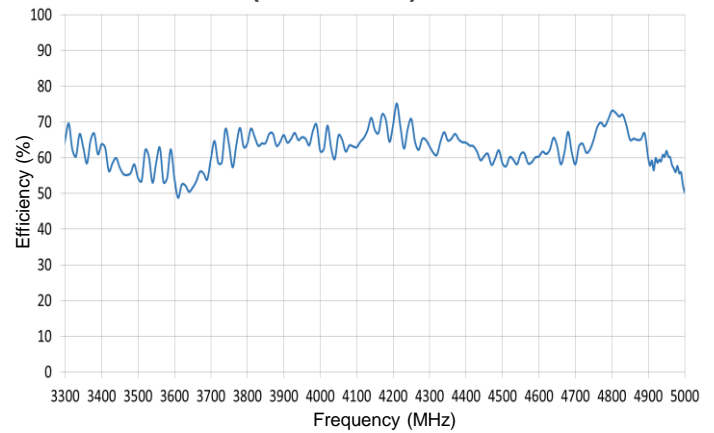
Return Loss
(3300 - 5000) MHz



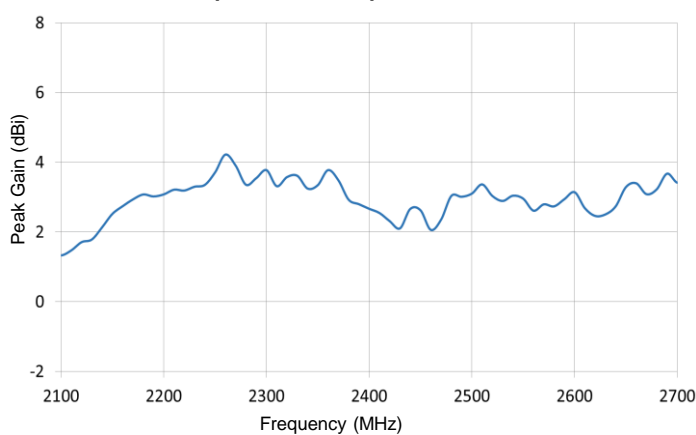
Efficiency
(2100 - 2700) MHz



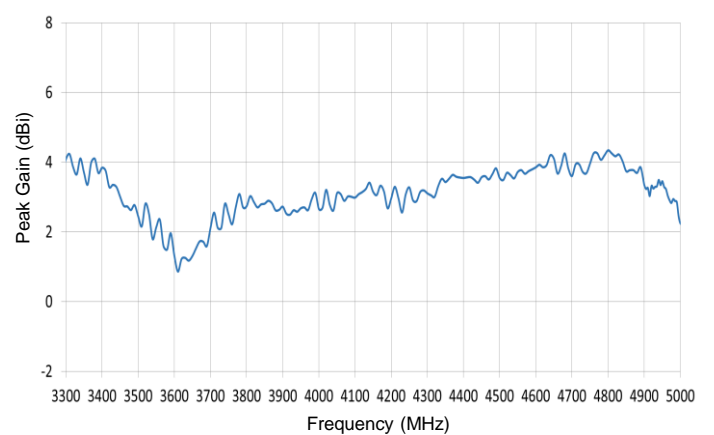
Efficiency
(3300 - 5000) MHz



Peak Gain
(2100 - 2700) MHz




Peak Gain
(3300 - 5000) MHz



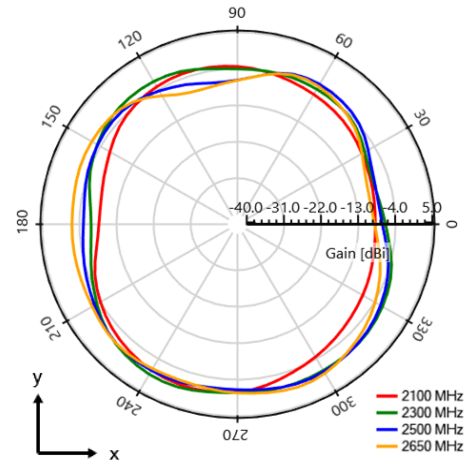
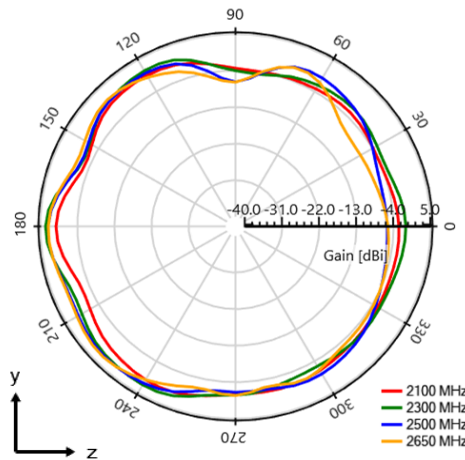
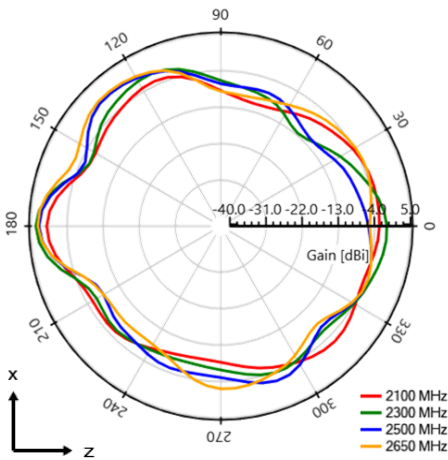
5G LTE KYOCERA AVX FPC Cable Antenna Specifications
 KYOCERA AVX produces a wide variety of standard and custom antennas to meet user needs.

Antenna Radiation Patterns

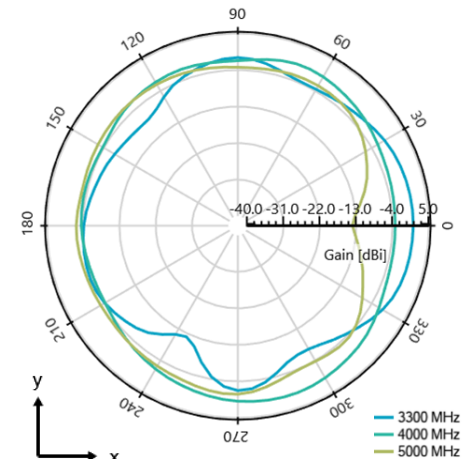
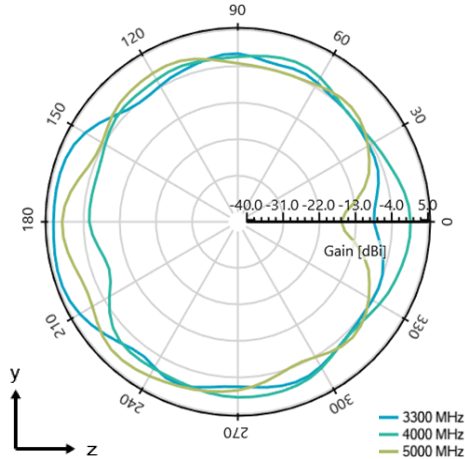
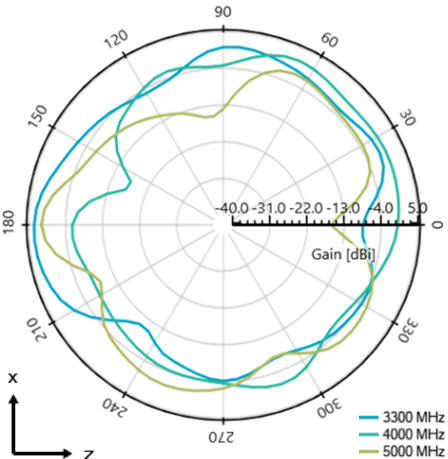
Typical characteristics measured on 1.6 mm thick plastic with 200 mm cable.



Measured (2100 - 2700) MHz



Measured (3300 - 5000) MHz

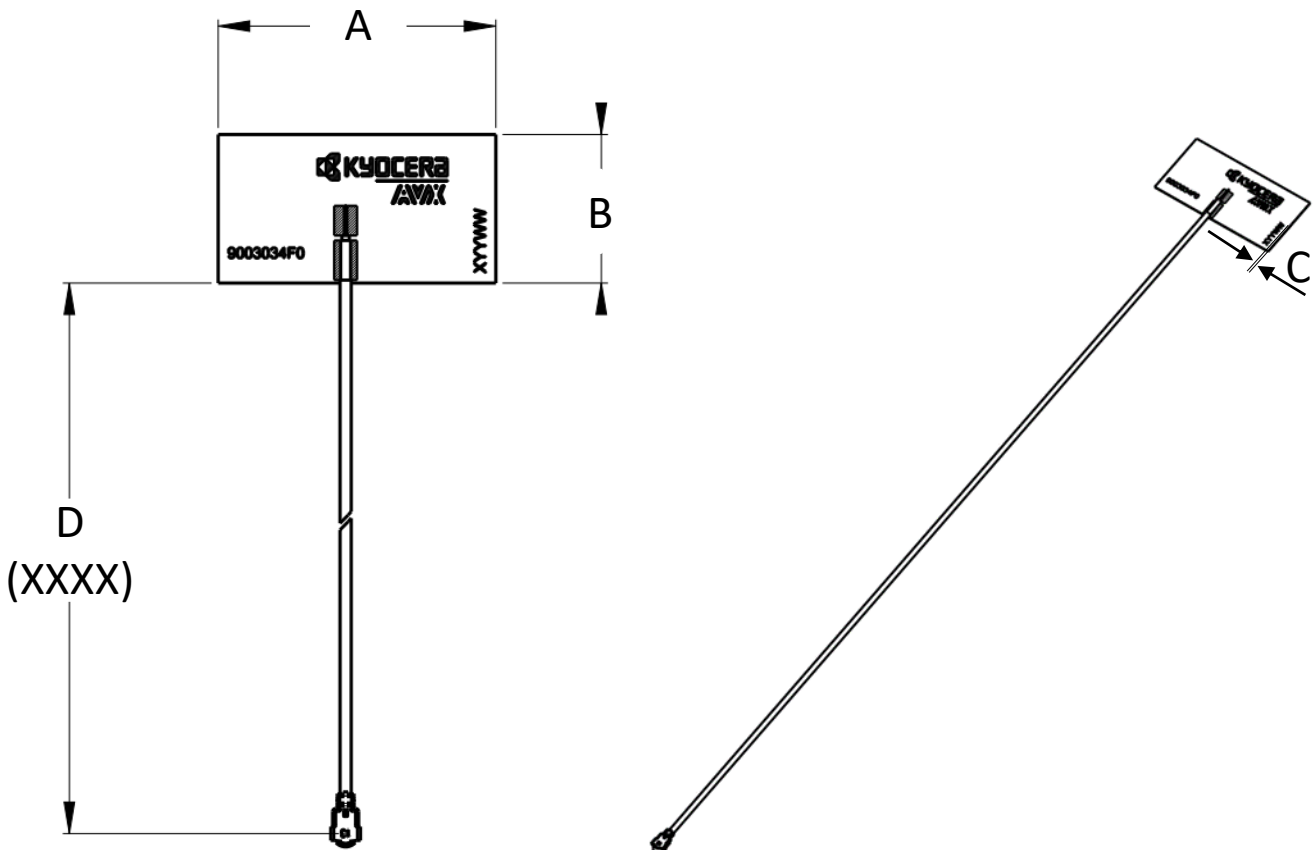


5G LTE KYOCERA AVX FPC Cable Antenna Specifications
 KYOCERA AVX produces a wide variety of standard and custom antennas to meet user needs.

Mechanical Dimensions

Typical Antenna Dimensions (mm)

Part Number	Description	A	B	C	D (Cable Length XXXX)
9003034F0-AA10LXXXX	MHF1 compatible connector	28.0	15.0	0.2	XXXX
9003034F0-AC10LXXXX	MHF4 compatible connector	28.0	15.0	0.2	XXXX
9003034F0-AA10L0200	MHF1 compatible connector + 200 mm cable	28.0	15.0	0.2	0200
9003034F0-AC10L0200	MHF4 compatible connector + 200 mm cable	28.0	15.0	0.2	0200



Mouser Electronics

Authorized Distributor

Click to View Pricing, Inventory, Delivery & Lifecycle Information:

[KYOCERA AVX:](#)

[9003034F0-AA10L0050](#) [9003034F0-AC10L0100](#) [9003034F0-AA10L0100](#)