

6

5

4

3

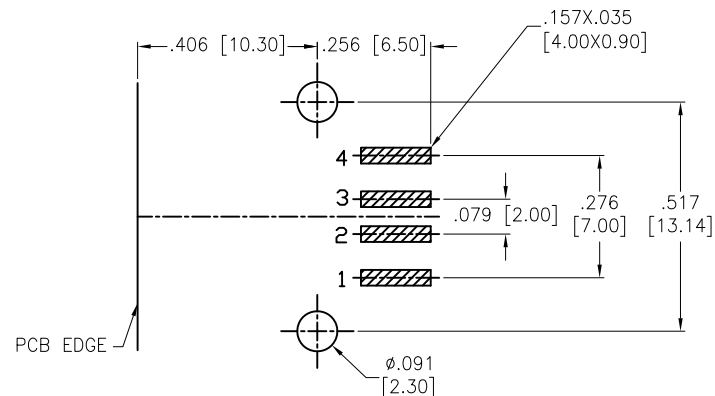
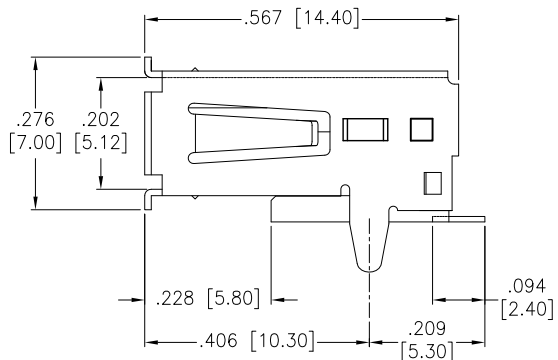
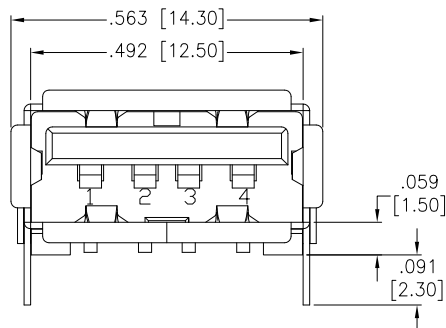
2

1

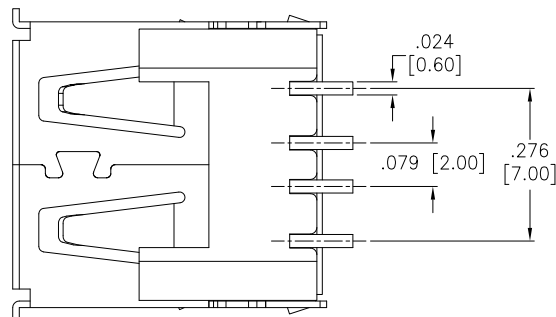
APPROVED: _____

DATE: _____ TITLE: _____

Rev	AWO #	Description	Date	Appr
-		RELEASED	3/4/15	



RECOMMENDED PCB LAYOUT (BOTTOM VIEW)



SPECIFICATIONS:

Material:

Insulator: Hi-Temp Thermoplastic, rated UL 94V-0

Insulator color: Black

Contacts: Phosphor Bronze

Shell: Brass, Nickel plated

Plating:

Gold flash over Nickel underplate on contact area,

Tin over Nickel underplate on solder tails

Electrical:

Voltage & Current rating: 1.5 A @ 250 VAC min

Contact resistance: 30 mohms max.

Insulation resistance: 1,000 Mohms min. @ 500 VDC

Dielectric withstanding voltage: 750 VAC(rms) for 1 minute

Environmental:

Lead free, RoHS compliant.



UNLESS OTHERWISE SPECIFIED
 ALL DIMENSIONS ARE INCHES [MM]
 TOLERANCES: EXCEPT AS NOTED

INCHES		HOLES	
.X	± .10	Ø.X	± .10
.XX	± .020	Ø.XX	± .015
.XXX	± .015	Ø.XXX	± .010

APPROVALS		DATE
DRAWN	AY	3/4/15
CHECKED	CH	3/4/15
APPROVED		

ADAM TECH

909 Rahway Avenue, Union, NJ 07083
Phone: 908-687-5000 Fax: 908-687-5710

TITLE: UNIVERSAL SERIAL BUS 2.0, TYPE A
SINGLE PORT, RIGHT ANGLE, SMT

SIZE X	PART NO. USB-A-S-RA-NK-CS2-SMT	REV. -
REF: S00095T	SCALE: NTS	SHEET 1 OF 1

6

5

4

3

2

1

Mouser Electronics

Authorized Distributor

Click to View Pricing, Inventory, Delivery & Lifecycle Information:

[Adam Tech:](#)

[USB-A-S-RA-NK-CS2-SMT](#)