

## Specification

Part No.	: <b>WCM.02.005D111</b>
Product Name	: 2.4GHz Two Monopole Antenna with SS402 Cable and SMA(M) Connector with Internal Hybrid Coupler
Features	: Two Monopole Antenna Connector Mount Dimension: 70.2x70.2x16.7mm IP67 Waterproof Housing Cable: Coaxial 50mm SS402 Connector: SMA(M) RoHS compliant



## 1. Introduction

The WCM.02 2.4GHz antenna is a compact, low-profile, two-monopole external antenna. A unique PIFA design provides circular polarization, allowing for robust communication with antennas in unknown or varying orientations. High, omnidirectional gain from 2.4GHz to 2.5GHz makes this antenna an excellent choice for Wi-Fi, Bluetooth, and other applications on the 2.4GHz ISM band.

The WCM.02 antenna comes with an SMA(M) connector for compatibility with most Wi-Fi applications and routers in the market. With an IP67 water resistant housing, it can be used for both indoor and outdoor IoT applications.

Typical Applications:

- Application Points
- Routers
- IoT M2M Devices
- Smart Home Applications
- UAV / Drone Applications

Many module manufacturers specify peak gain limits for any antennas that are to be connected to that module. Those peak gain limits are based on freespace conditions. In practice, the peak gain of an antenna tested in freespace can degrade by at least 1 or 2 dBi when put inside a device. So ideally you should go for a slightly higher peak gain antenna than mentioned on the module specification to compensate for this effect, giving you better performance.

Upon testing of any of our antennas with your device and a selection of appropriate layout, integration technique, or cable, Taoglas can make sure any of our antennas' peak gain will be below the peak gain limits. Taoglas can then issue a specification and/or report for the selected antenna in your device that will clearly show it complying with the peak gain limits, so you can be assured you are meeting regulatory

requirements for that module.

For example, a module manufacturer may state that the antenna must have less than 2 dBi peak gain, but you don't need to select an embedded antenna that has a peak gain of less than 2 dBi in freespace. This will give you a less optimized solution. It is better to go for a slightly higher freespace peak gain of 3 dBi or more if available. Once that antenna gets integrated into your device, performance will degrade below this 2 dBi peak gain due to the effects of GND plane, surrounding components, and device housing. If you want to be absolutely sure, contact Taoglas and we will test. Choosing a Taoglas antenna with a higher peak gain than what is specified by the module manufacturer and enlisting our help will ensure you are getting the best performance possible without exceeding the peak gain limits.

Cable and connector are customizable subject to minimum order quantities and possible NRE. Contact your Taoglas regional sales office for more information.

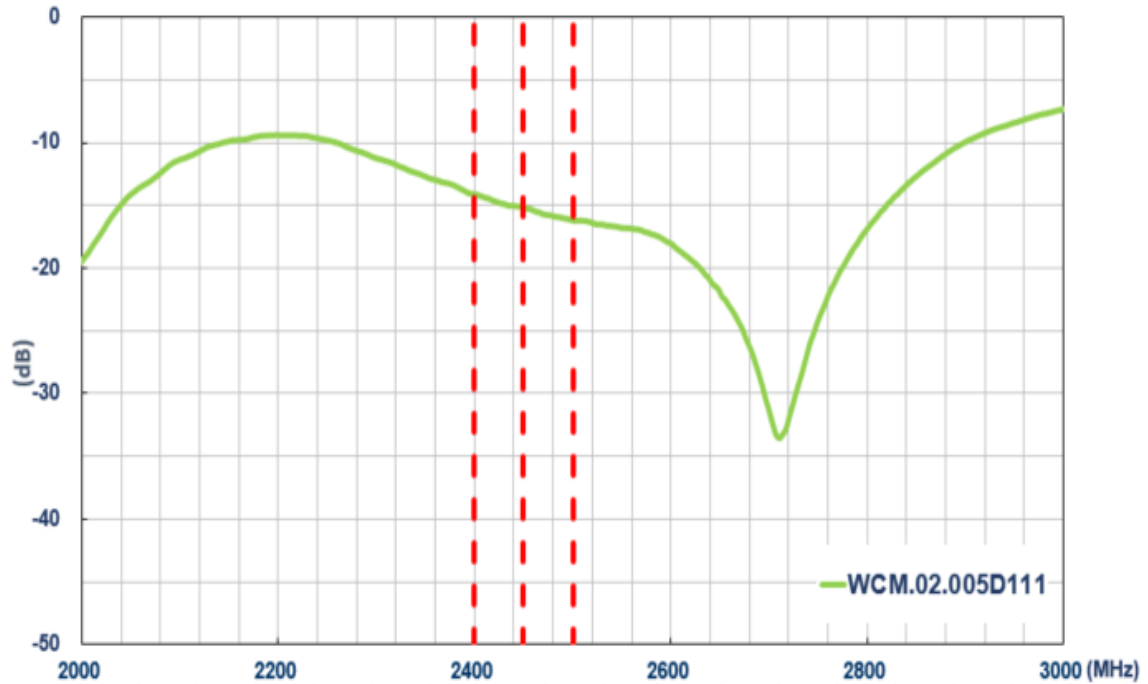
## 2. Specification

Electrical**	
Frequency (MHz)	2400~2500
Efficiency (%)	55.19
Average Gain (dBi)	-2.58
Peak Gain (dBi)	1.18
Return Loss	<-10
Impedance	50Ω
Polarization	RHCP
Axial Ratio @ Zenith	< 5
Mechanical	
Dimensions (mm)	70*70*17
Cable	50mm SS402 Coaxial Cable
Housing Material	ASA
Connector	SMA(M)
IP rating	IP67
Weight	28g
Environmental	
Operating and Storage Temperature	-40°C to +80°C
Humidity	Non-condensing 65 C 95% RH

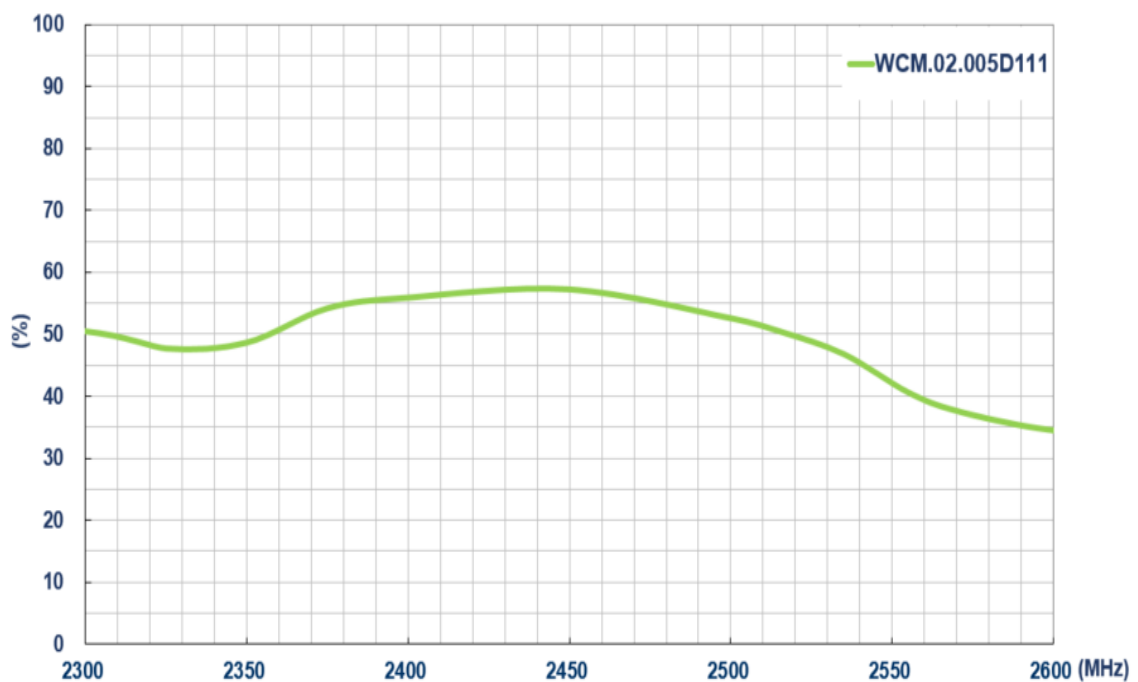
\*\*Measurements taken in free space

## 3. Antenna Characteristics

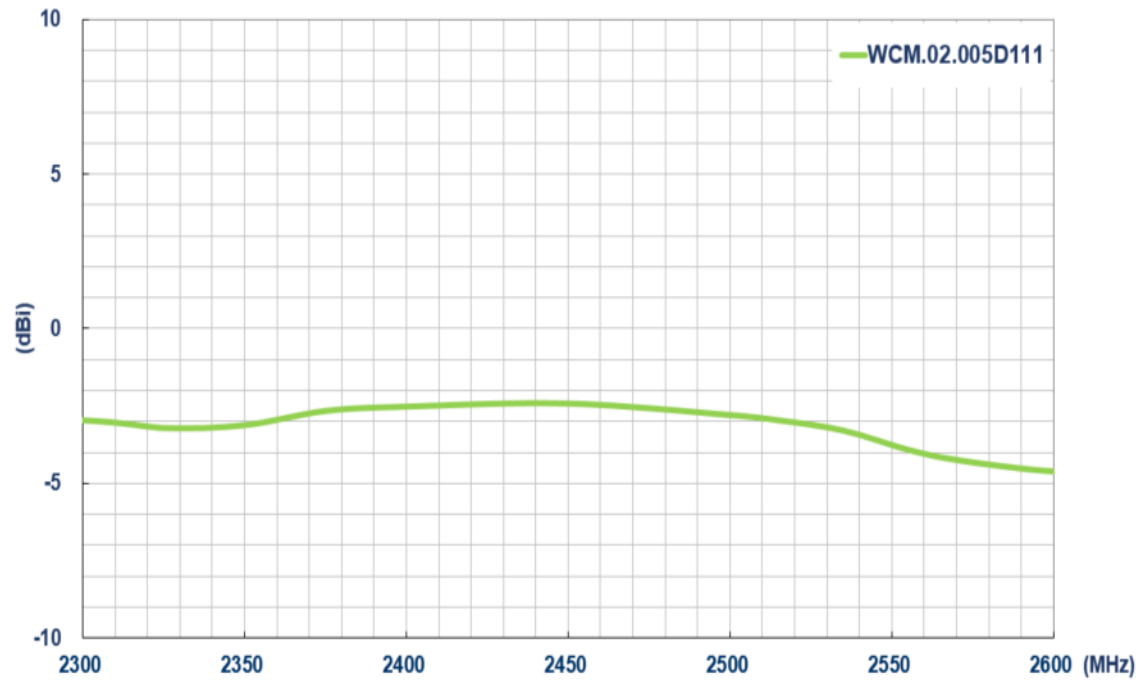
### 3.1 Return Loss



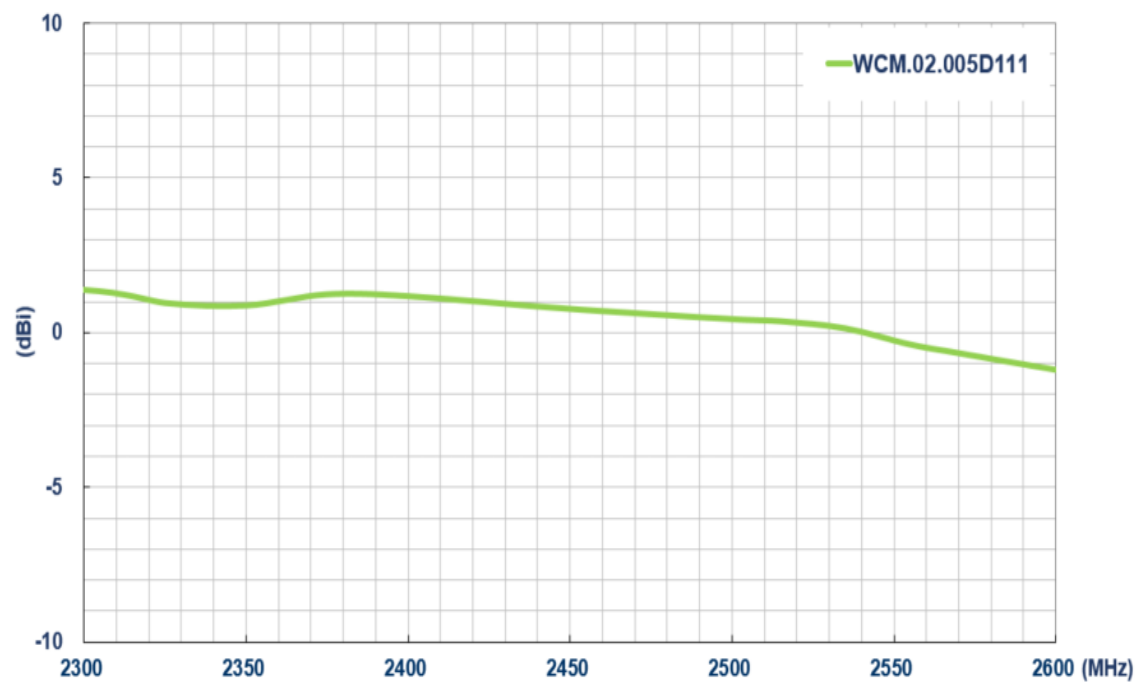
### 3.2 Efficiency



### 3.3 Average Gain



### 3.4 Peak Gain



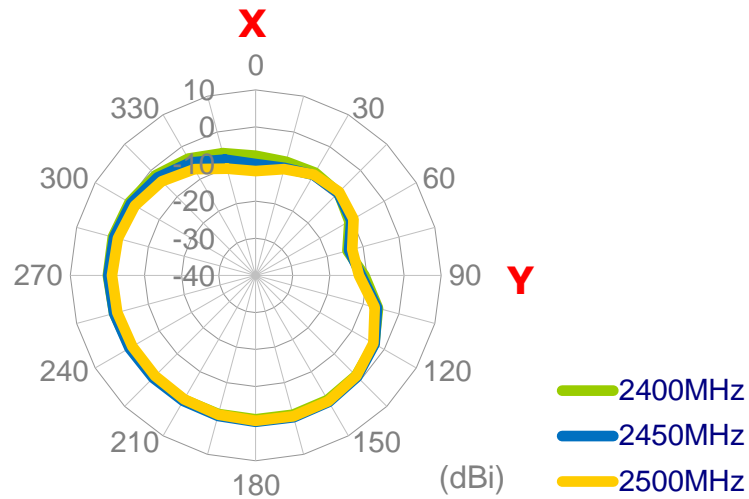
## 4. Antenna Radiation Patterns

### 4.1 Antenna Setup (Antenna Test Setup in Anechoic Chamber)

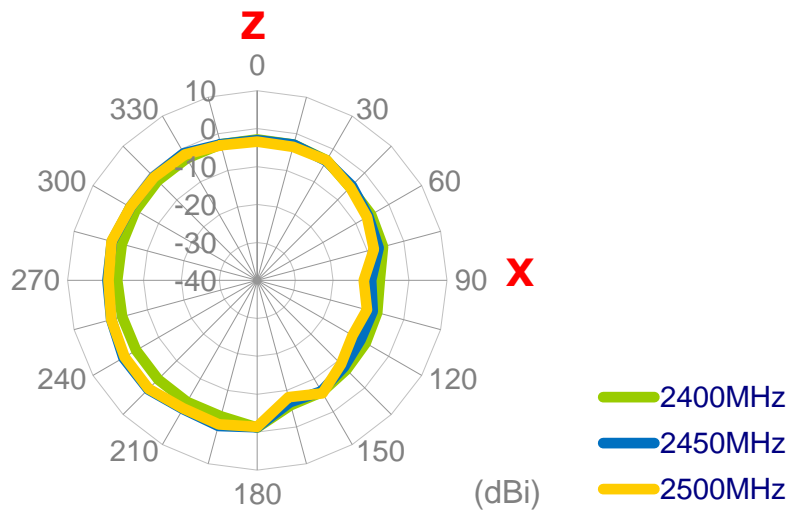


## 4.2 2D Radiation Patterns

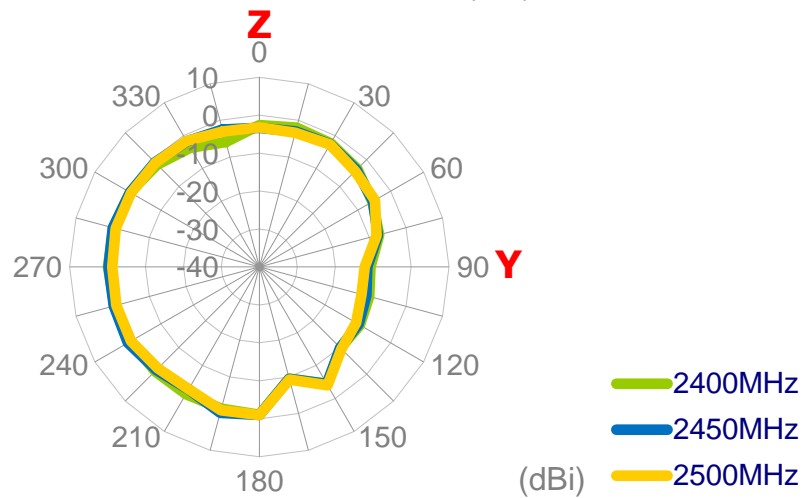
### XY Plane



### XZ Plane

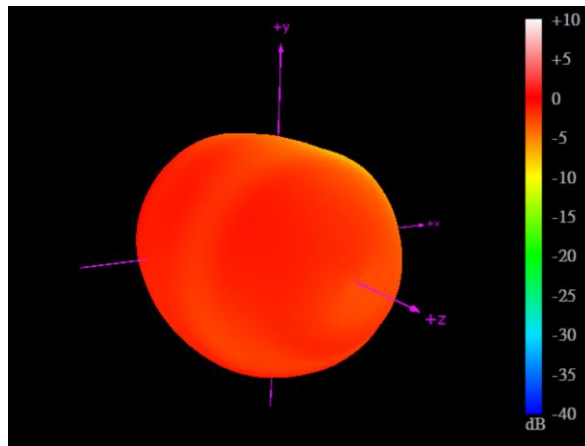


### YZ Plane

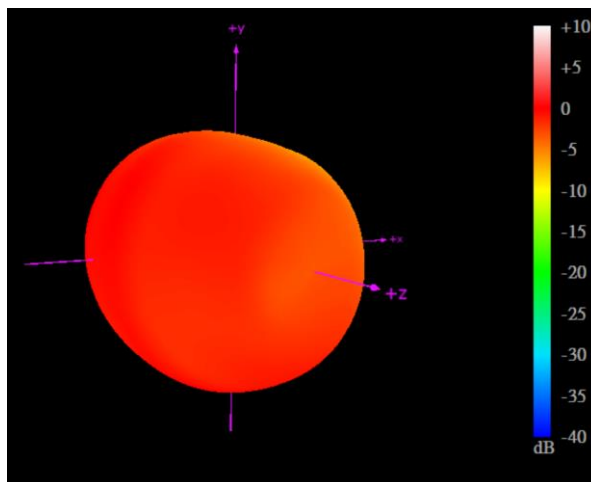


### 4.3 3D Radiation Patterns

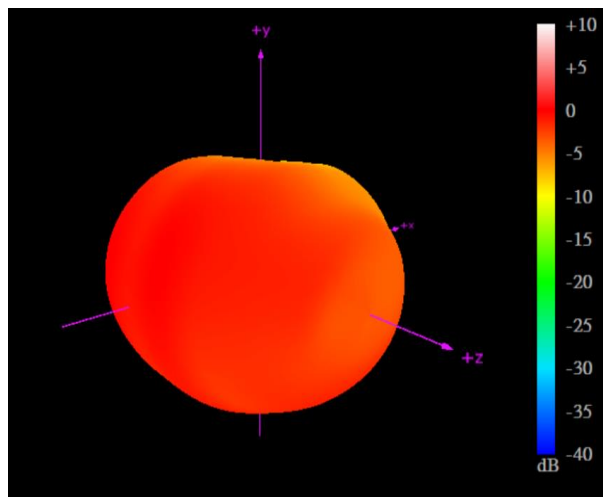
**2400 MHz**



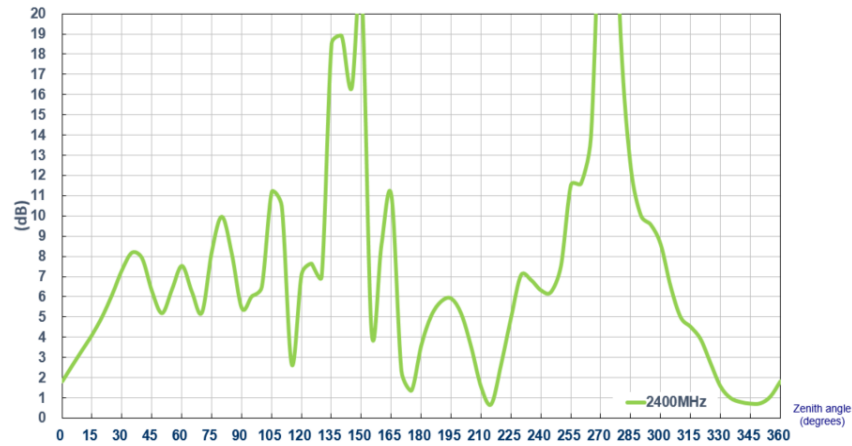
**2450 MHz**



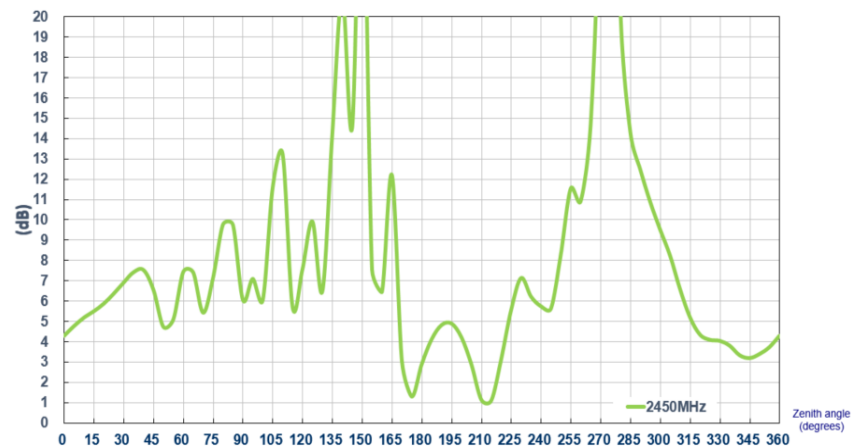
**2500 MHz**



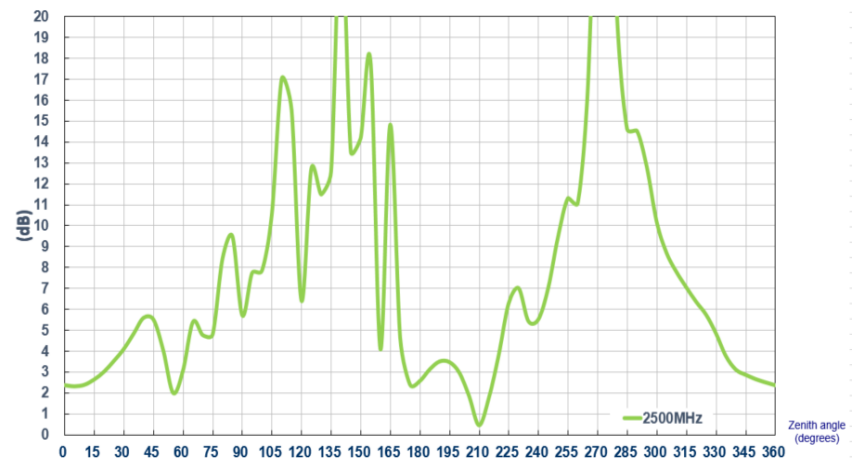
### 4.3 Axial Ratio



0° is toward Zenith

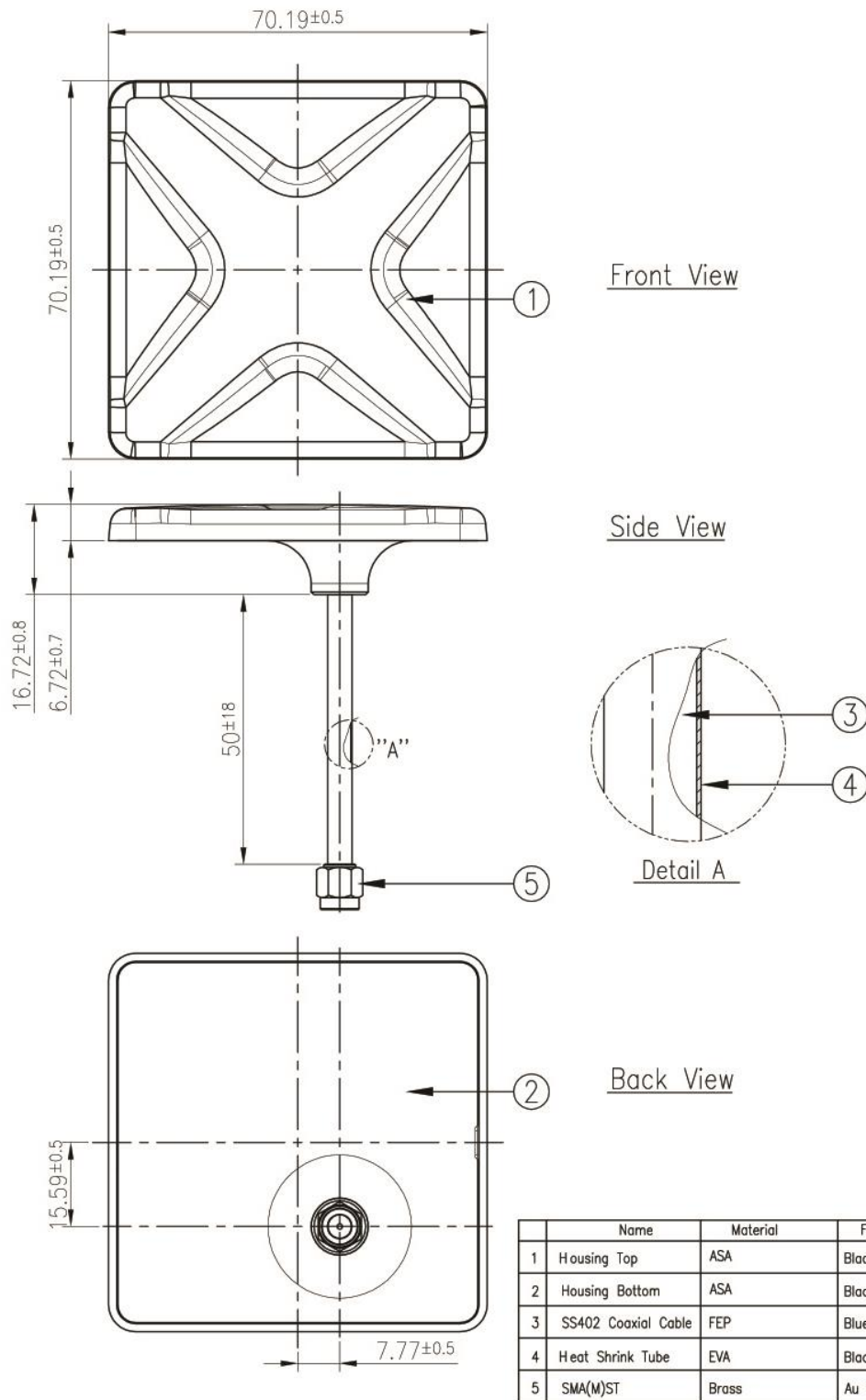


0° is toward Zenith



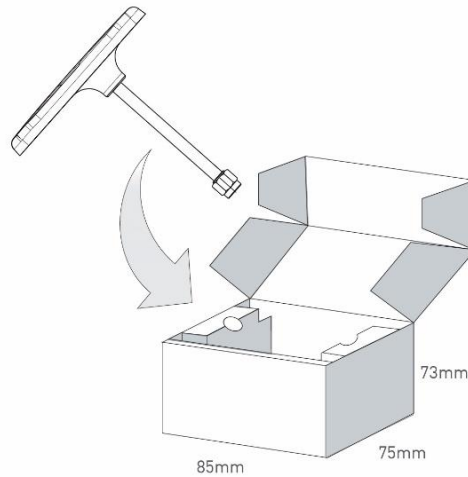
0° is toward Zenith

## 5. Mechanical Drawing (Unit: mm)

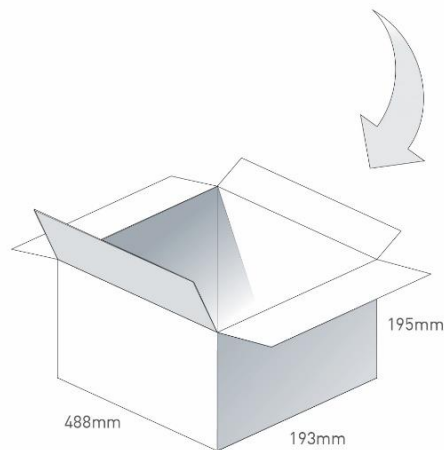


## 6. Packaging

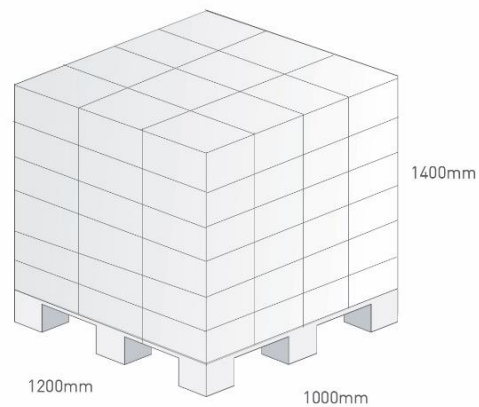
1 pcs WCM.02.005D111 per box  
Box Dimensions - 75\*73\*85mm  
Weight - 58g



24pcs WCM.02.005D111 per carton  
Carton Dimensions - 488\*193\*195mm  
Weight - 1.5kg



72 cartons per Pallet  
Pallet Dimensions - 1200\*1000\*1400mm  
12 Cartons per layer  
6 Layers



Taoglas makes no warranties based on the accuracy or completeness of the contents of this document and reserves the right to make changes to specifications and product descriptions at any time without notice. Taoglas reserves all rights to this document and the information contained herein.

Reproduction, use or disclosure to third parties without express permission is strictly prohibited.

Copyright © Taoglas Ltd.

# Mouser Electronics

Authorized Distributor

Click to View Pricing, Inventory, Delivery & Lifecycle Information:

[Taoglas:](#)

[WCM.02.005D111](#)