

## Specification

Model No.	:	<b>QHA.01</b>
Part No.	:	<b>QHA.01.A.0159111</b>
Product Name	:	<b>Screw Mount L-Band Quad Helix Antenna</b>
Features		Permanent Screw Mount Passive for Transmitters & Receivers IP67 Diameter 92.5mm, Height 120mm 150mm LMR195 Cable - Customizable Output Connector: SMA (M) - Customizable <b>RoHS Compliant</b>



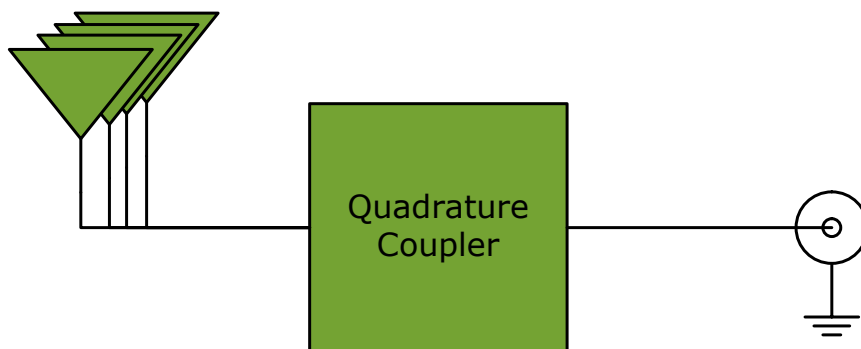
## 1. Introduction

The QHA.01 L-band quadrifilar helix antenna is a versatile, high-performing passive L-band antenna.

With excellent efficiency of nearly 70%, as well as superior axial ratio over a wide beamwidth, the QHA.01 provides a reliable solution for demanding L-band applications, even without the active front end. This wide-bandwidth antenna works well across a range of frequencies used for satellite navigation and telecommunications, including GPS, GLONASS, Beidou, and 1620 MHz SatCom.

The QHA.01 is ready for outdoor industrial and commercial usage with a UV-resistant, IP67 waterproof housing rated for temperatures from -40 to +85°C.

Cables and connectors are customizable. Contact your regional Taoglas sales office for support.



**Figure 1.** QHA.01 block diagram

## 2. Specifications

Electrical				
	BeiDou	GPS	GLONASS	LEO SatCom
Frequency	1561 MHz	1575.42 MHz	1601.6 MHz	1620 MHz
Efficiency (%)				
15cm Cable Length	72%	72%	71%	69%
1m Cable Length	56%	57%	55%	54%
2m Cable Length	34%	34%	33%	33%
Peak Gain (dBi)				
15cm Cable Length	1.8	1.8	1.6	1.4
1m Cable Length	0.8	0.7	0.5	0.4
2m Cable Length	-1.3	-1.4	-1.6	-1.7
Average Gain (dBi)				
15cm Cable Length	-1.4	-1.4	-1.5	-1.5
1m Cable Length	-2.4	-2.4	-2.5	-2.6
2m Cable Length	-4.6	-4.6	-4.7	-4.8
Axial Ratio	Zenith to 90° elevation: < 3dB			
Impedance	50 Ω			
Return Loss	< -10 dB			
Polarization	RHCP			
Mechanical				
Total Dimension	120*92.5Ø mm			
Casing	ABS with UV coating			
Base and thread	Zinc Alloy			
Ingress Protection Rating	IP67			
Maximum Assembly Torque	39.2 N·m			
Weight	325 g			
Cable/Connector	LMR195 coaxial cable, length 150mm, SMA(M)			
Environmental				
Operation Temperature	-40°C to 85°C			
Storage Temperature	-40°C to 85°C			
Humidity	Non-condensing 65°C 95% RH			
RoHS Compliant	Yes			

## 3. Antenna Characteristic

### 3.1 Return Loss

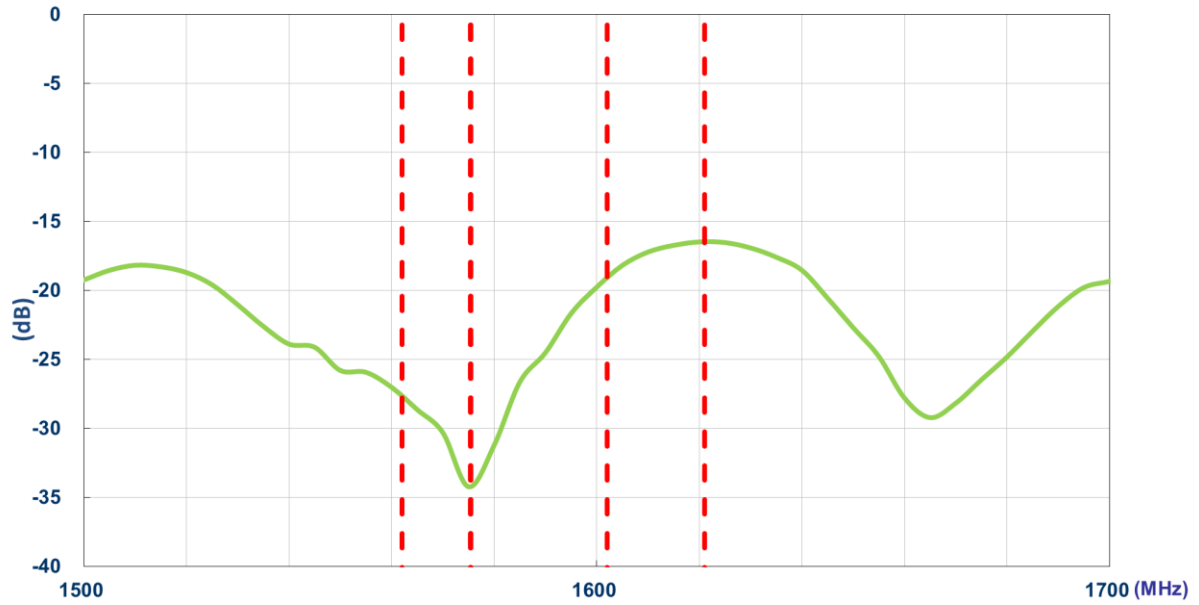
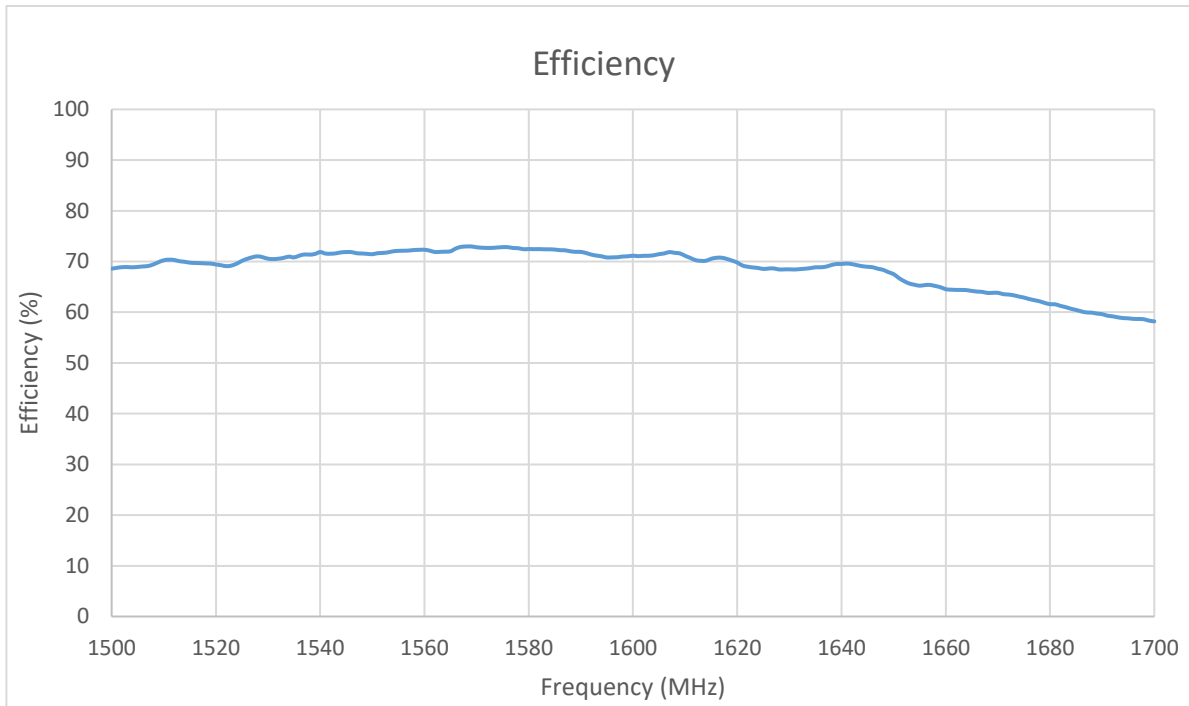
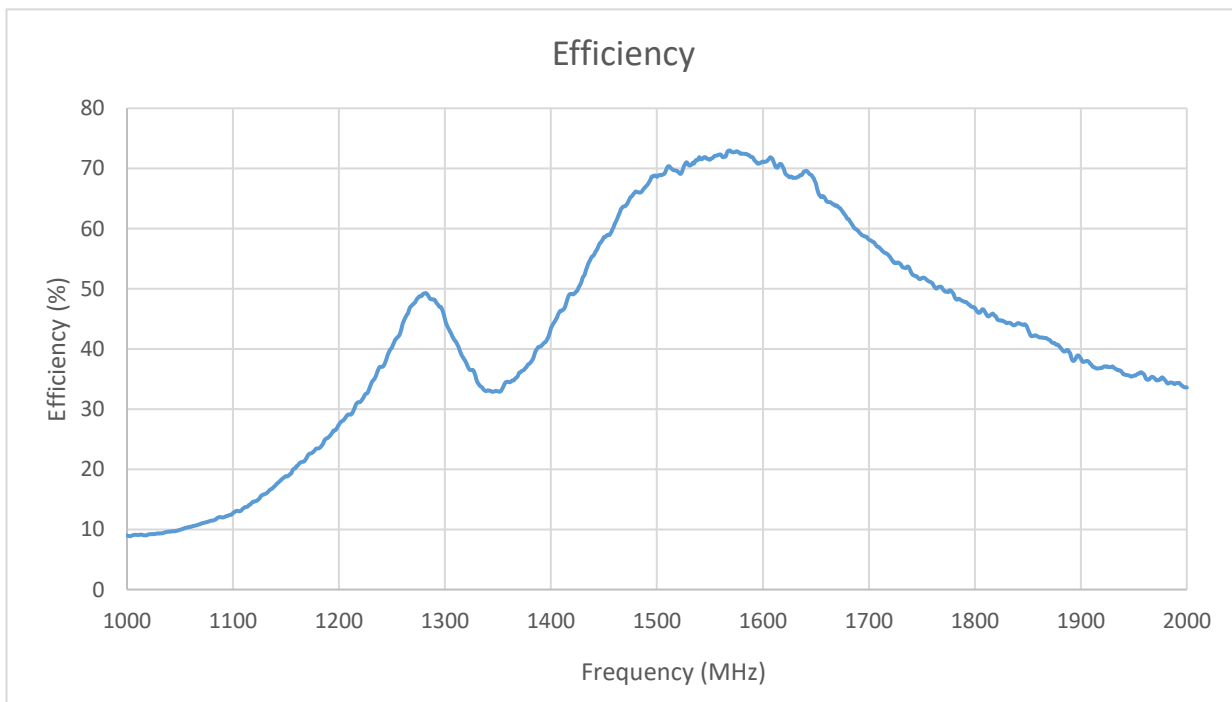


Figure 2. Wideband return loss

### 3.2 Efficiency

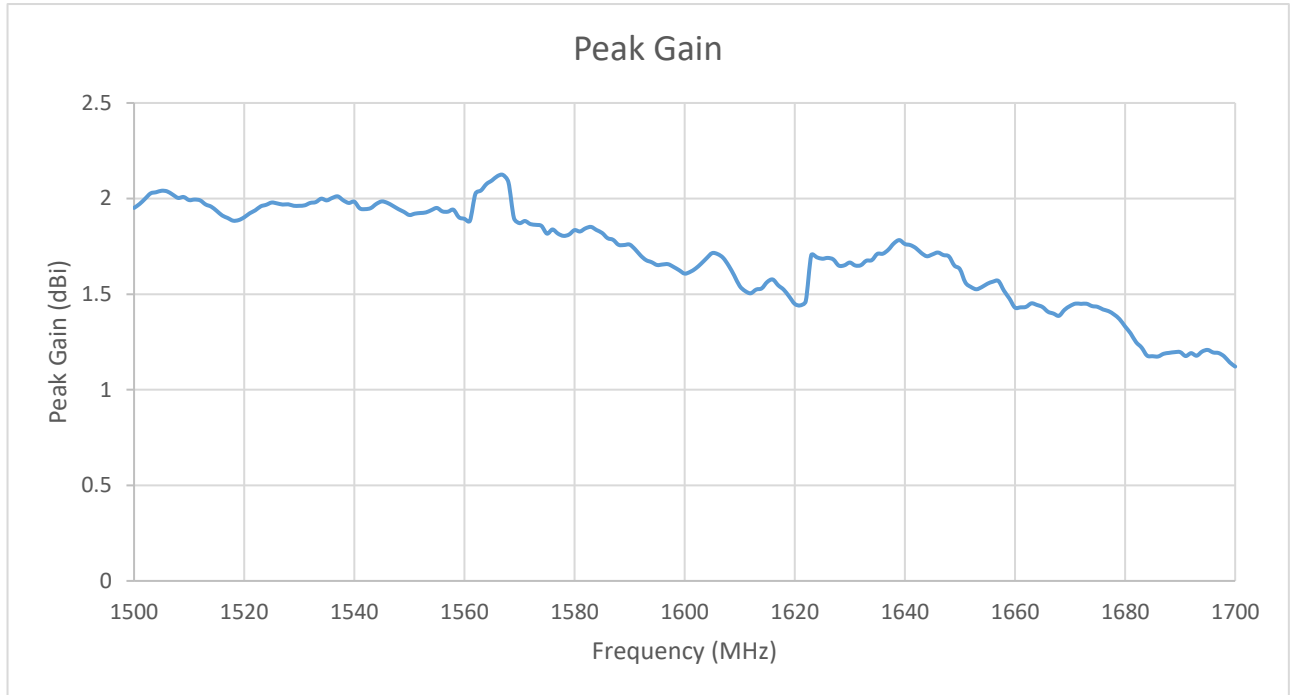


**Figure 3.** Efficiency (%), Free Space.

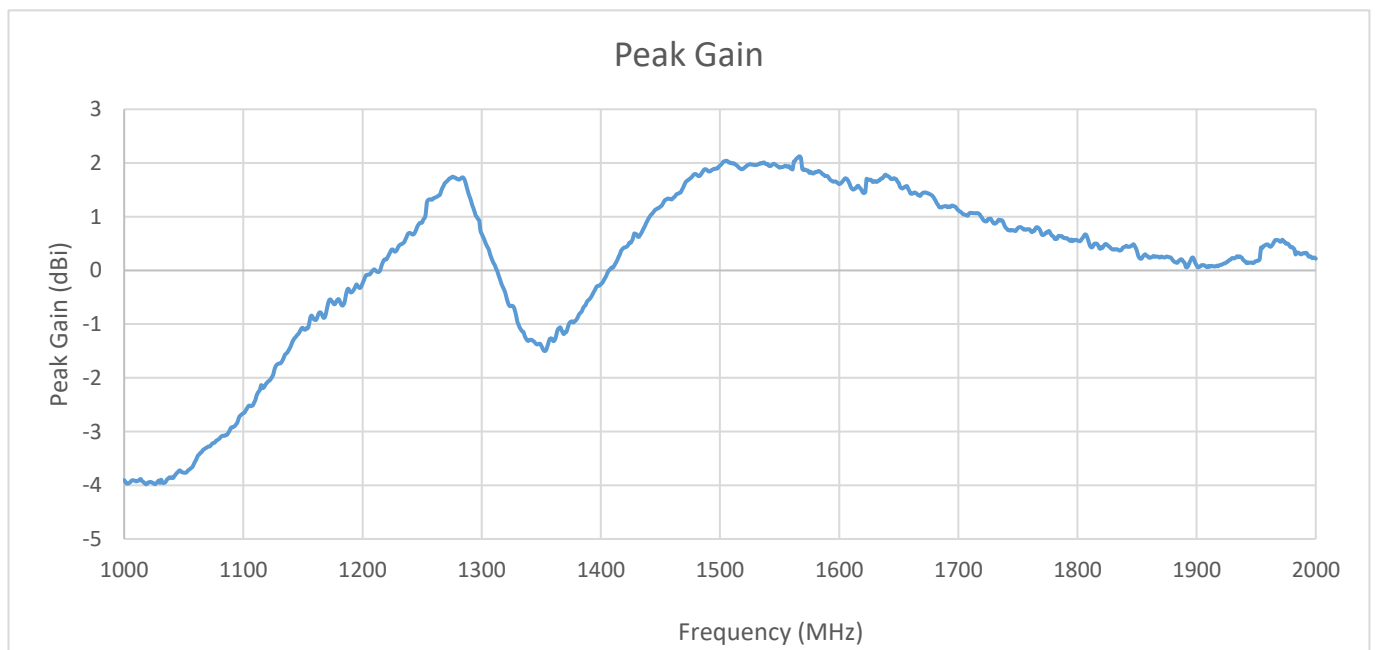


**Figure 4.** Efficiency (%), Free Space, wideband.

### 3.3 Peak Gain

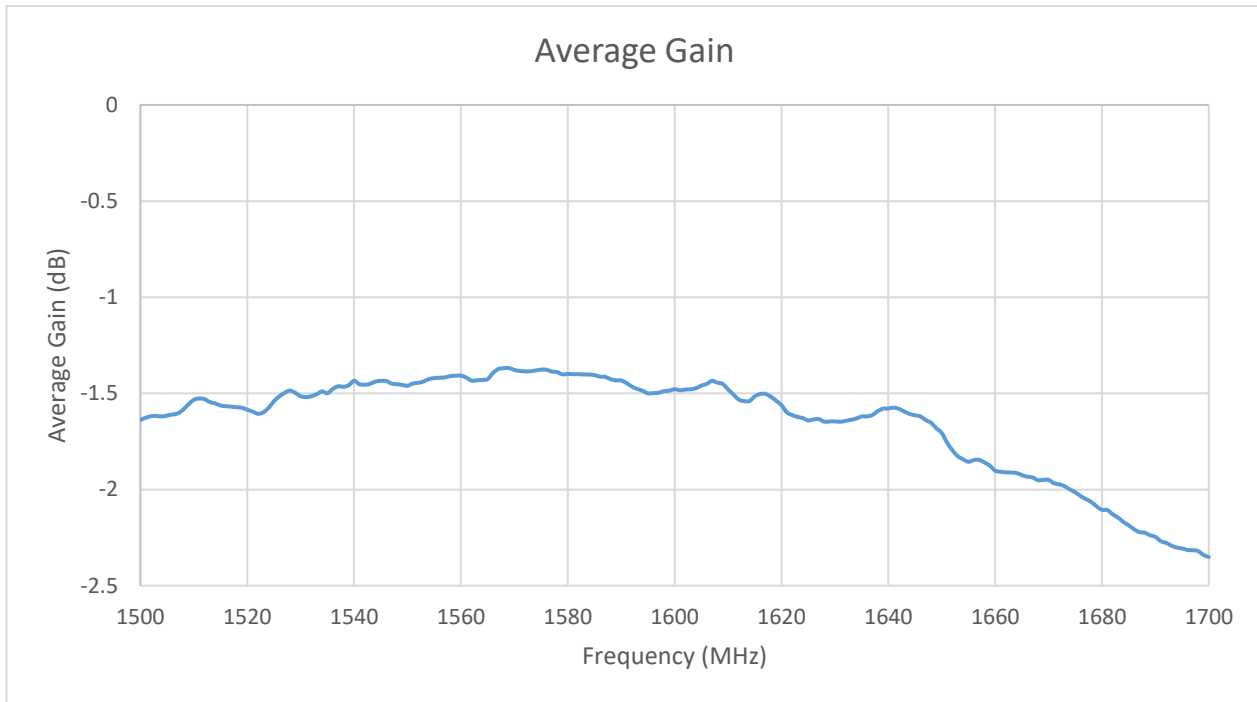


**Figure 5.** Peak Gain (dBi), Free Space.

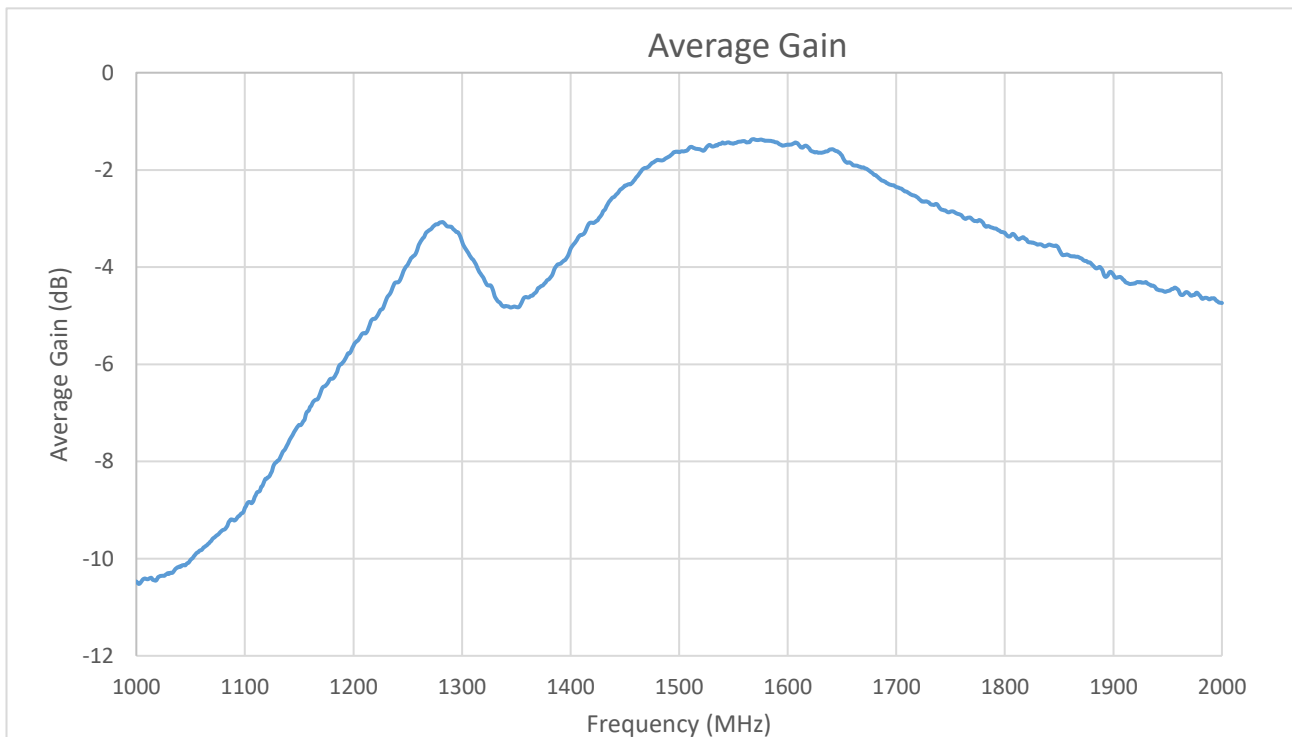


**Figure 6.** Peak Gain (dBi), Free Space, wideband.

### 3.4 Average Gain

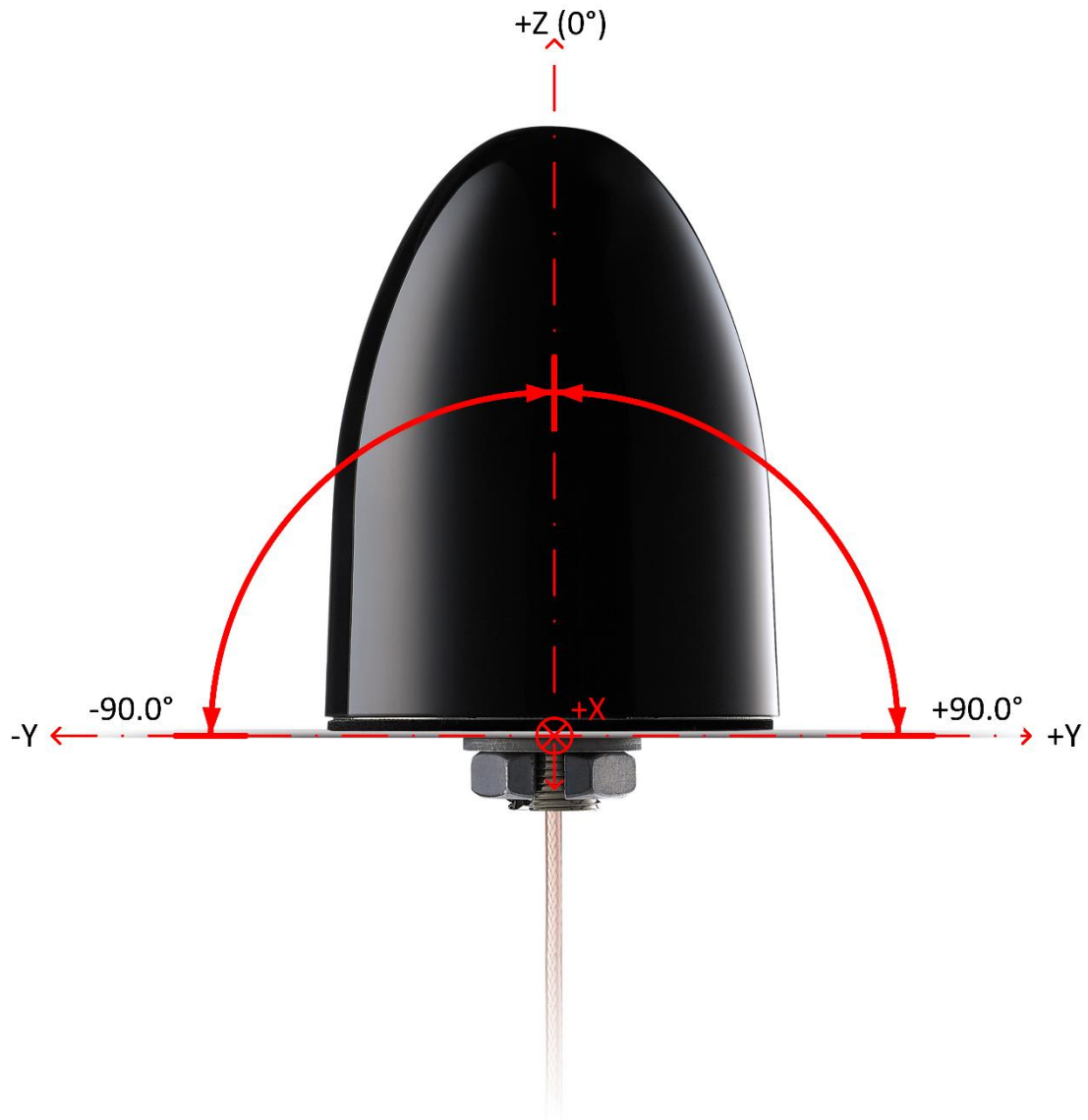


**Figure 7.** Average Gain (dB), Free Space.



**Figure 8.** Average Gain (dB), Free Space, wideband.

### 3.5 Axial Ratio



**Figure 9.** Axial Ratio pattern reference



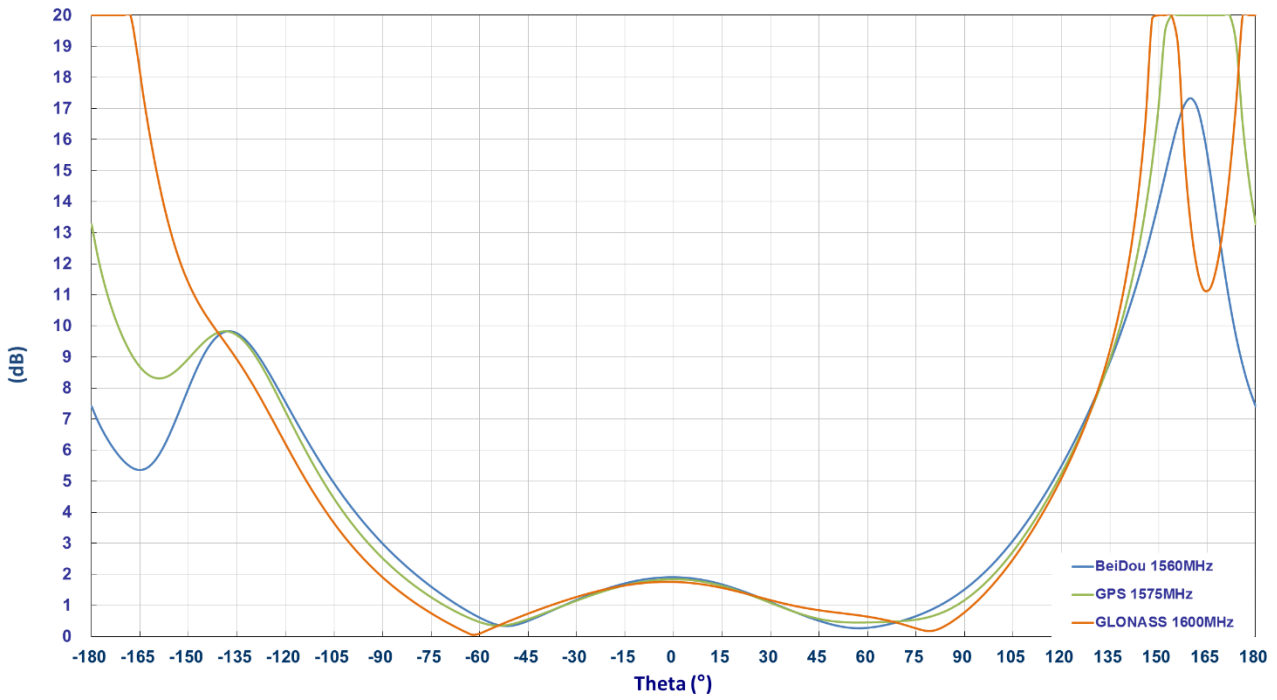


Figure 10. Axial ratio (dB), free space, X-Z cut

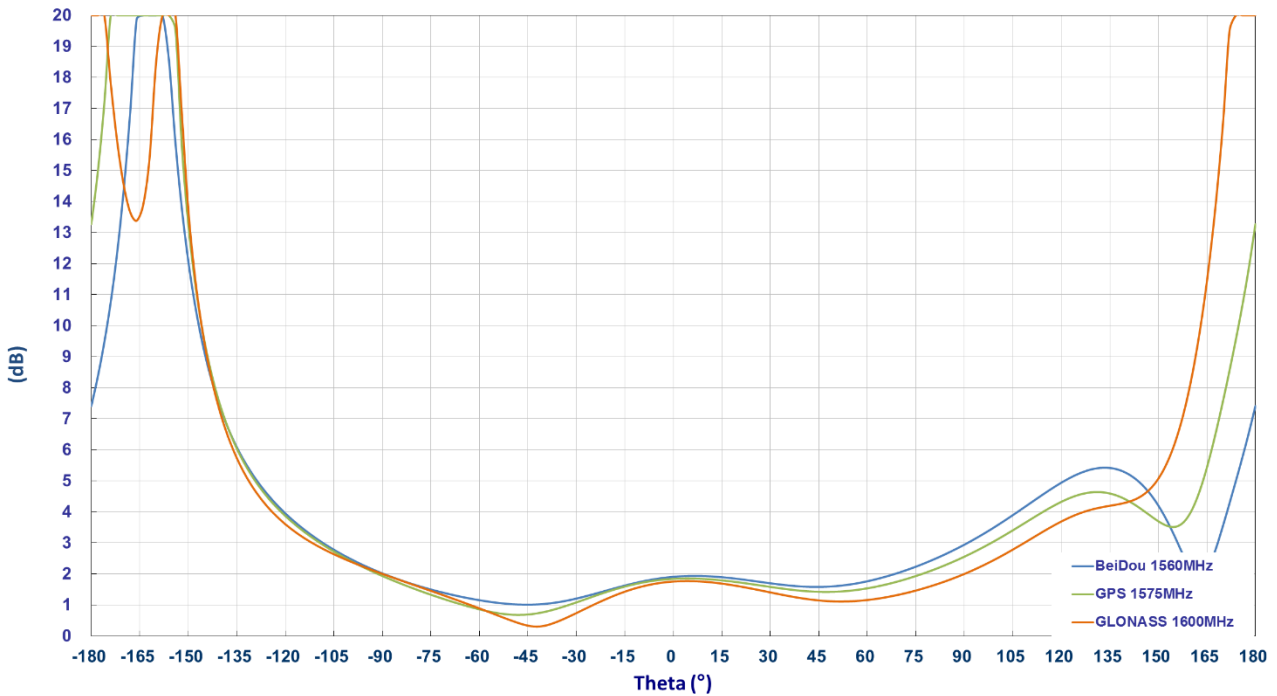


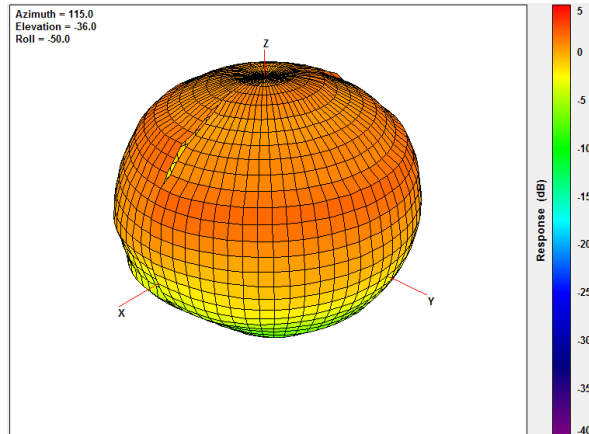
Figure 11. Axial ratio (dB), free space, Y-Z cut

## 4. Radiation Patterns

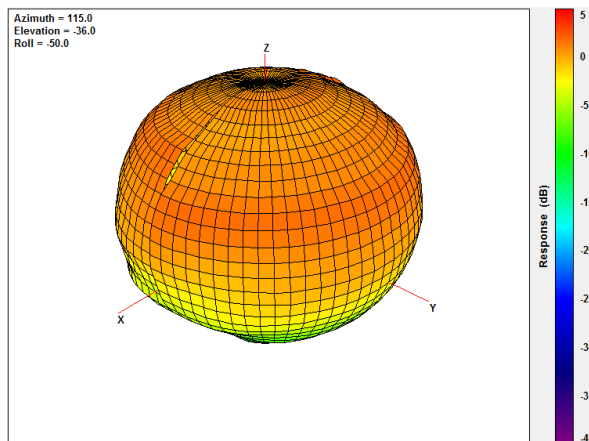
### 4.1 Measurement Setup



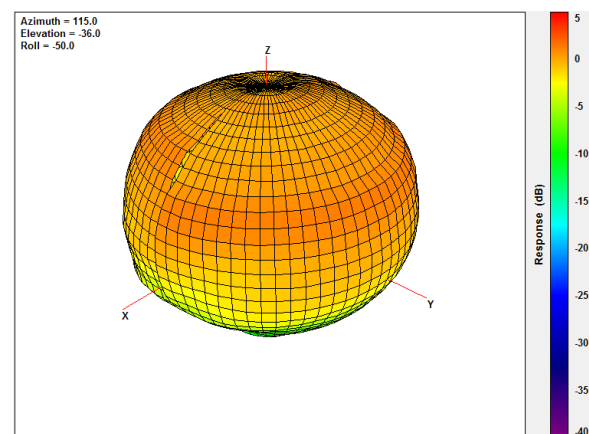
## 4.2 3D Radiation Patterns



**Figure 12.** 3D Radiation Pattern at 1561 MHz



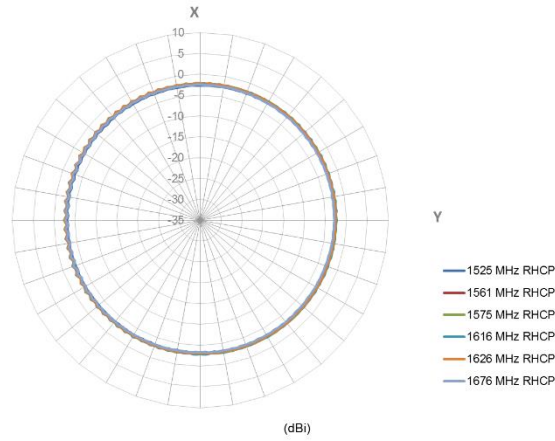
**Figure 13.** 3D Radiation Pattern at 1575 MHz



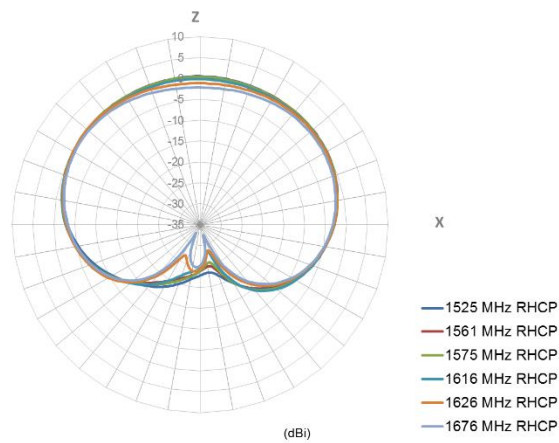
**Figure 14.** 3D Radiation Pattern at 1602 MHz

## 5.2 2D Radiation Patterns

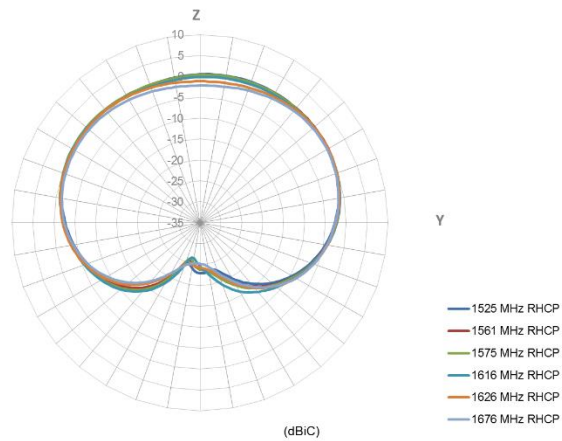
### XY-Plane



### XZ-Plane

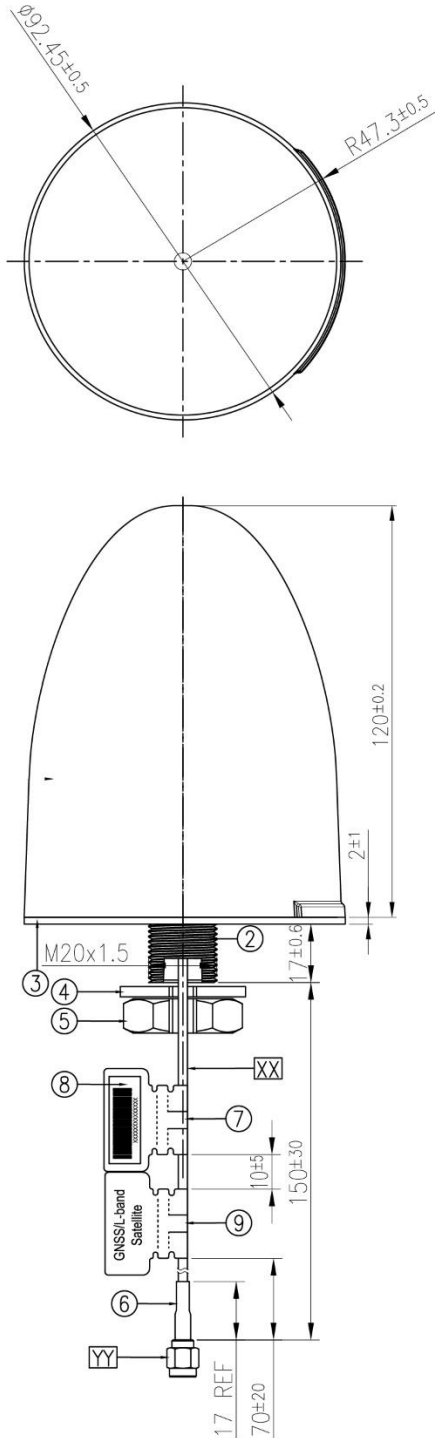


### YZ-Plane



## 5. Mechanical Specifications

### 5.1 Dimensions and Drawing



	Name	Material	Finish	QTY
1	Housing	ABS	Black/UV Coating	1
2	Mini ST Base	Zinc Alloy	Ni Plated	1
3	Double Sided Adhesive Black Foam	3M 9448HK+CR4305	White Liner	1
4	Washer_Cut	Steel	Ni-Zn Plated	1
5	Nut_M20x1.5Px10H Cut	Steel	Ni-Zn Plated	1
6	Heat Shrink Tube	PE	Black	1
7	Empty Label	PEPA	White	1
8	Barcode Label	PET	White	1
9	GNSS/L-band Satellite Label	PEPA	Yellow Brwon	1

	Name	SPEC	Finish	QTY
XX	Cable Type	LMR-195	Black	1
YY	Connector Type	SMA(M)ST	Au Plated	1

Taoglas makes no warranties based on the accuracy or completeness of the contents of this document and reserves the right to make changes to specifications and product descriptions at any time without notice. Taoglas reserves all rights to this document and the information contained herein.

Reproduction, use or disclosure to third parties without express permission is strictly prohibited.

Copyright © Taoglas Ltd.

# Mouser Electronics

Authorized Distributor

Click to View Pricing, Inventory, Delivery & Lifecycle Information:

[Taoglas:](#)

[QHA.01.A.0159111](#)