



TAOGLAS®



Datasheet

Meteor

Part No:
FW.24.NTY.M

Description:

Meteor-2.4GHz Flexible Whip Monopole Antenna N Type(M) Straight

Features:

External 2.4GHz Monopole Antenna

Designed for Outdoor Use

Omni-directional

Over 70% Efficiency*

Over 4dBi peak gain*

Robust Inner Steel Core

Antenna height 316mm

N Type(M) Straight Connector

IP65 dust and water-resistant

*Tested on 30cm*30cm Ground Plane

RoHS Compliant

1. Introduction	3
2. Specifications	5
3. Antenna Characteristics	6
4. Radiation Patterns	9
5. Mechanical Drawing	12
6. Packaging	13
<hr/>	
Changelog	14

Taoglas makes no warranties based on the accuracy or completeness of the contents of this document and reserves the right to make changes to specifications and product descriptions at any time without notice. Taoglas reserves all rights to this document and the information contained herein. Reproduction, use or disclosure to third parties without express permission is strictly prohibited.



1. Introduction



The FW.24 is a flexible 2.4GHz omni-directional whip antenna with an N type (M) connector for outdoor use. It features excellent efficiency (>75%) and high peak gain (>4 dBi) between 2400-2500MHz on a 30x30 cm ground plane.

The antenna was specifically developed for applications in outdoor monitoring systems, such as weather monitoring, motion/vibration sensors, and pollutants monitoring.

The FW.24 works in the 2.4GHz Wi-Fi/Bluetooth/ISM band. It has excellent omni-directional radiation properties providing a wide coverage area in the azimuth. Its high efficiency means that it allows your radio to consume less power than with a lower efficiency antenna when transferring data, while also achieving better sensitivity of reception. The antenna performs at its best while attached to a ground plane with dimensions of at least 30x30 cm, though it can be used even without ground-plane.

The whip is made of a flexible inner steel core covered by PE so it is extremely resistant to abrasion and springs back to its original shape if bent. The rugged design and its housing's IP65 rating ensure it can withstand bad weather, environmental stress and physical shock in the field.

Many module manufacturers specify peak gain limits for any antennas that are to be connected to that module. Those peak gain limits are based on free-space conditions. In practice, the peak gain of an antenna tested in free-space can degrade by at least 1 or 2dBi when put inside a device. So ideally you should go for a slightly higher peak gain antenna than mentioned on the module specification to compensate for this effect, giving you better performance.

Upon testing of any of our antennas with your device and a selection of appropriate layout, integration technique, or cable, Taoglas can make sure any of our antennas' peak gain will be below the peak gain limits. Taoglas can then issue a specification and/or report for the selected antenna in your device that will clearly show it complying with the peak gain limits, so you can be assured you are meeting regulatory requirements for that module.

For example, a module manufacturer may state that the antenna must have less than 2dBi peak gain, but you don't need to select an embedded antenna that has a peak gain of less than 2dBi in free-space. This will give you a less optimized solution. It is better to go for a slightly higher free-space peak gain of 3dBi or more if available. Once that antenna gets integrated into your device, performance will degrade below this 2dBi peak gain due to the effects of GND plane, surrounding components, and device housing. If you want to be absolutely sure, contact Taoglas and we will test. Choosing a Taoglas antenna with a higher peak gain than what is specified by the module manufacturer and enlisting our help will ensure you are getting the best performance possible without exceeding the peak gain limits.

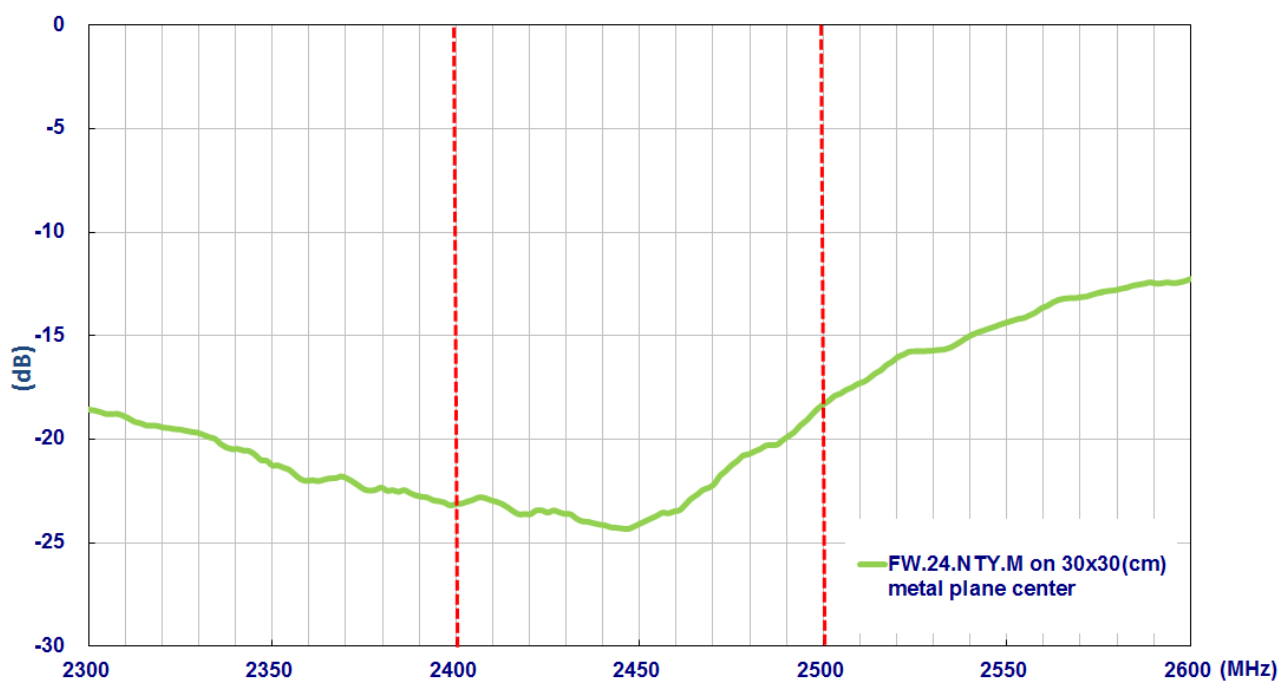
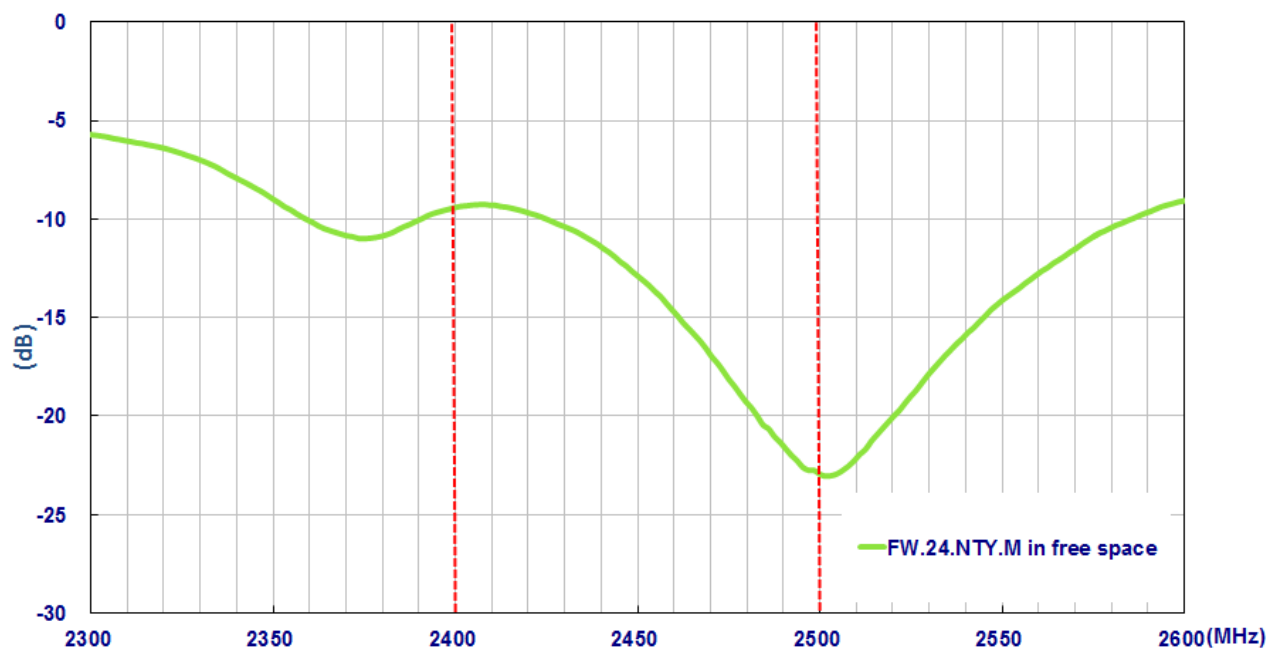
Other connector options are available or custom versions can be made subject to NRE and MOQ. Contact your regional Taoglas office for details.

2. Specifications

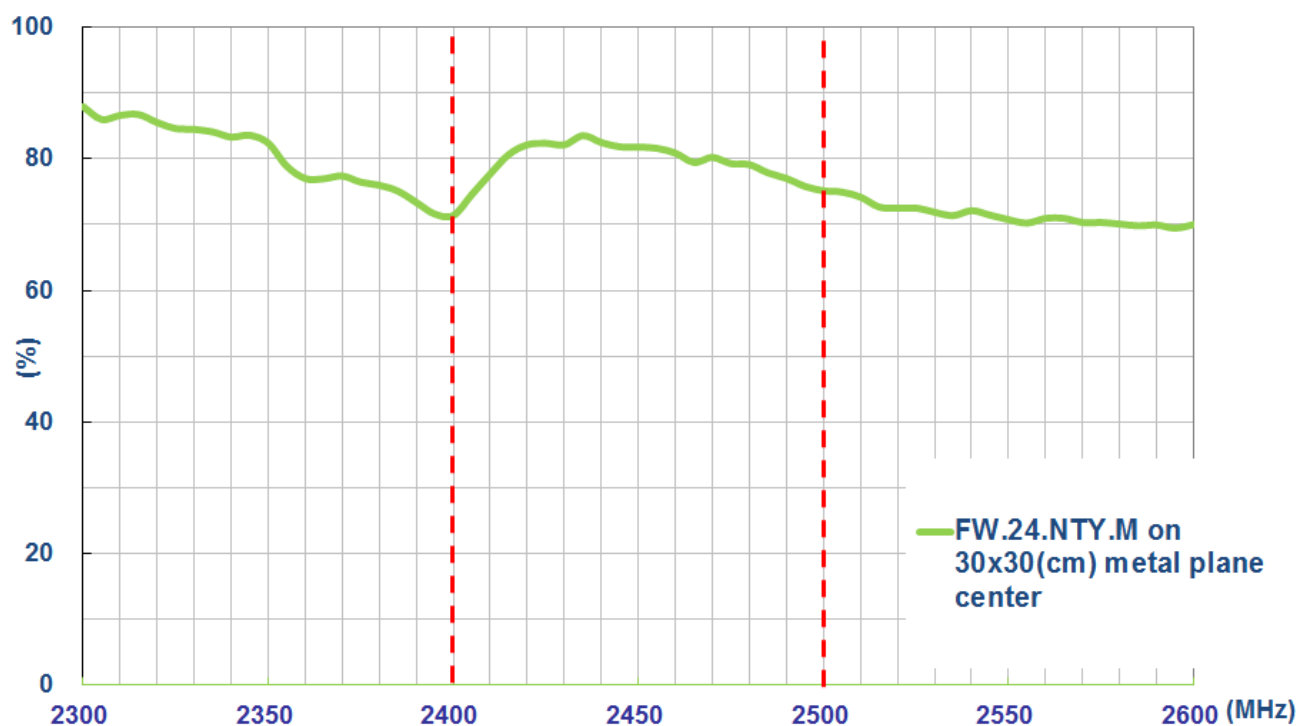
2.4GHz		
Frequency	2400~2500MHz	
	In free space	On 30x30cm ground
Efficiency	64. %	79.3%
Peak Gain	4.26dBi	4.48dBi
Return loss	< -6dB	< -10dB
VSWR	≤ 3:1	≤ 2:1
Impedance	50Ω	
Polarization	Linear	
Radiation Pattern	Omni-Directional	
Input Power	2 W	
Total Power	10 W	
Mechanical		
Dimensions	Height 316 ± 9 mm	
Base Diameter	20 ± 0.5 mm	
Whip Diameter	6.2 ± 0.6 mm	
Casing	ABS & PE	
Connector	N type Male Straight	
Weight	46.6 g	
Dust and Water Resistance	IP65 (housing only)	
Environmental		
Temperature Range	-40°C to 85°C	
Humidity	Non-condensing 65°C 95% RH	

3. Antenna Characteristics

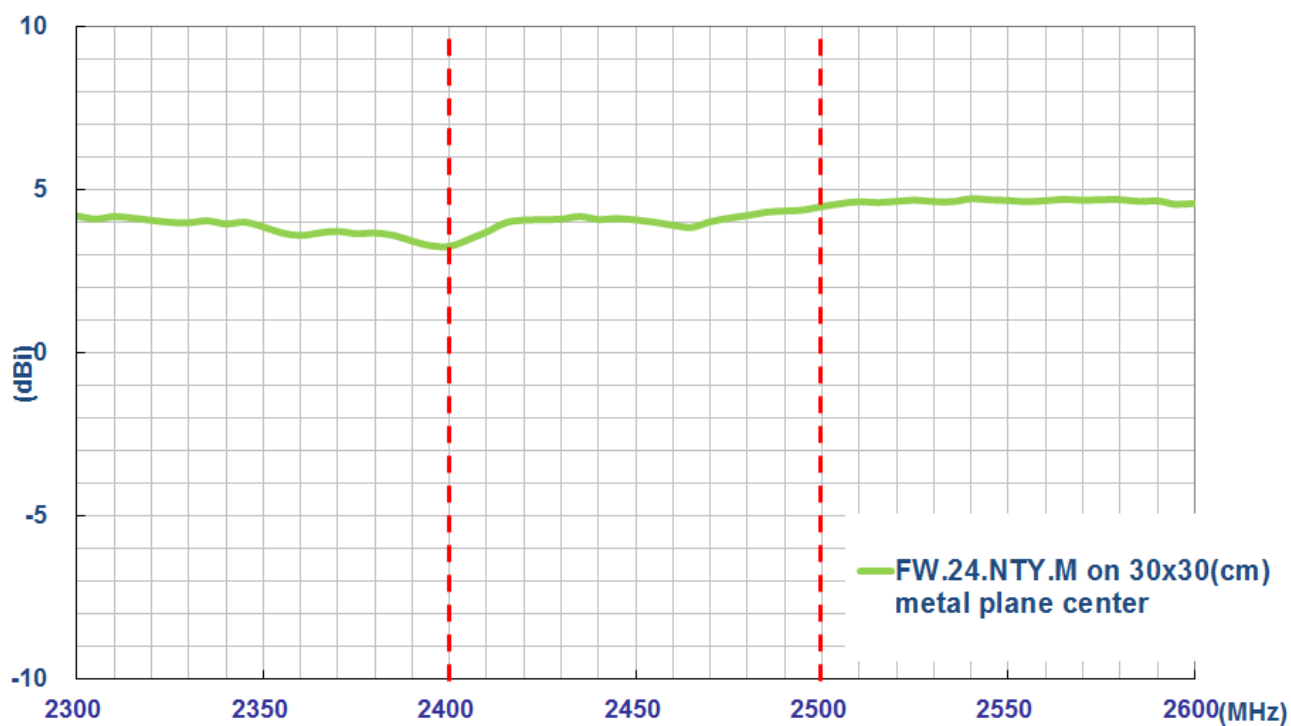
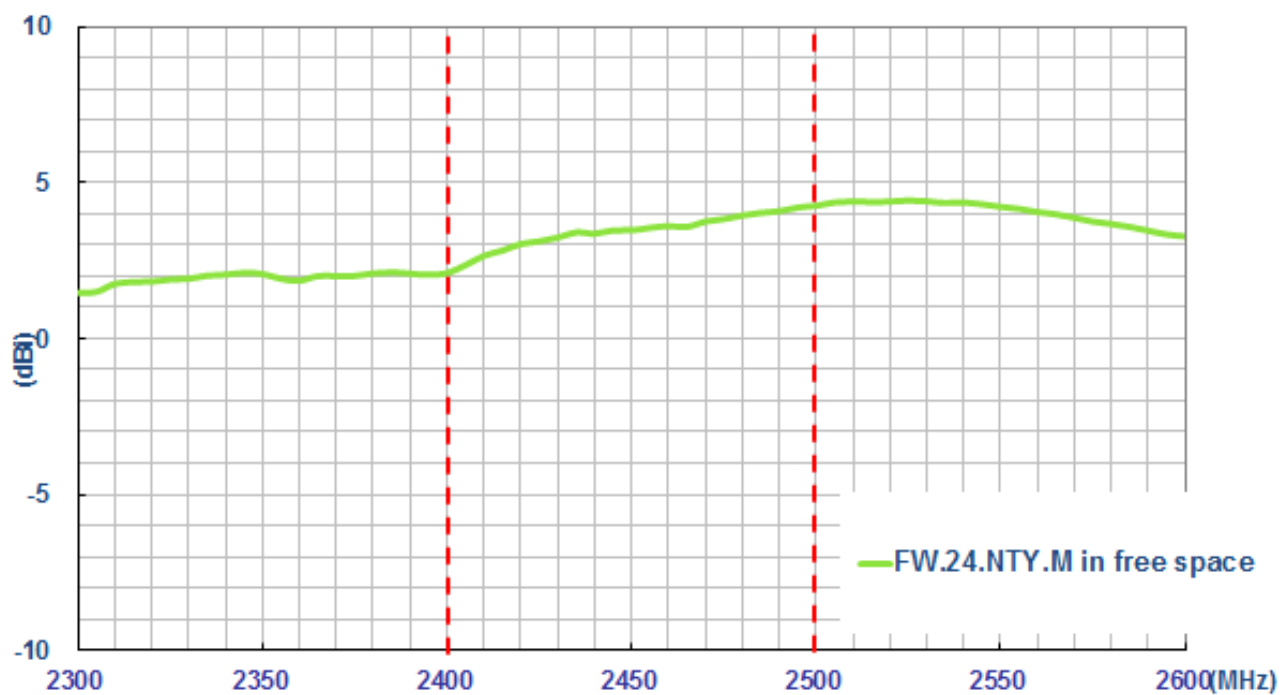
3.1 Return Loss



3.2 Efficiency




3.3 Peak Gain




4. Radiation Patterns

4.1 Test Setup



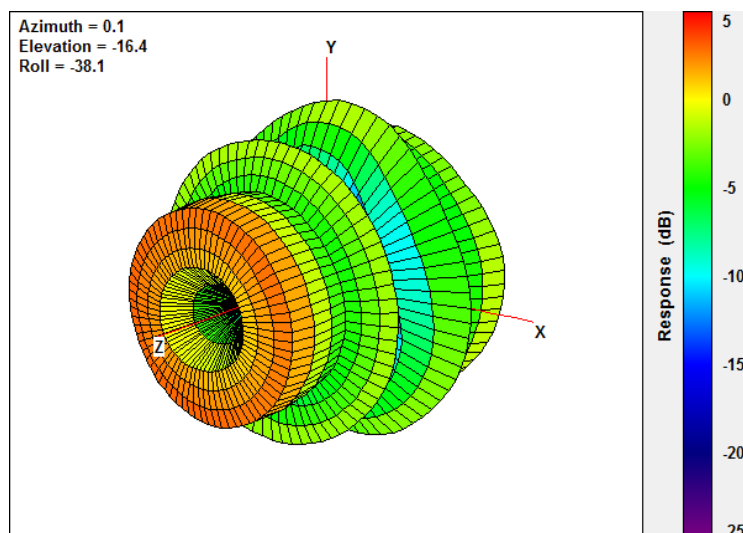
Free space



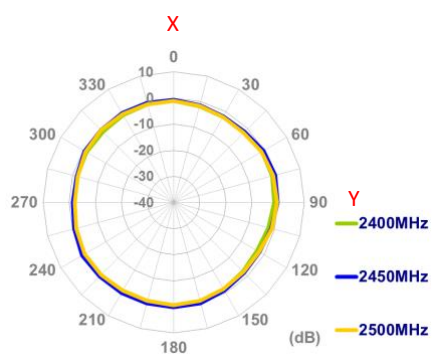
On 30x30 cm ground plane

4.2 3D and 2D Radiation Patterns

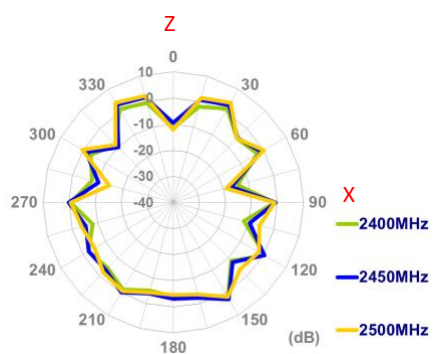
3-D Radiation Pattern in free space @2450MHz



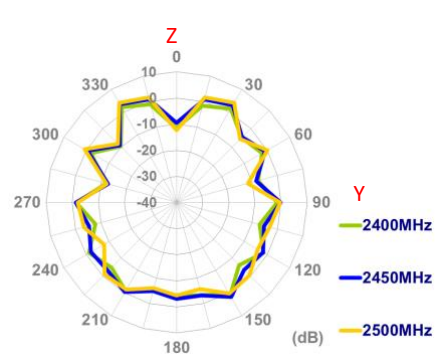
XY Plane



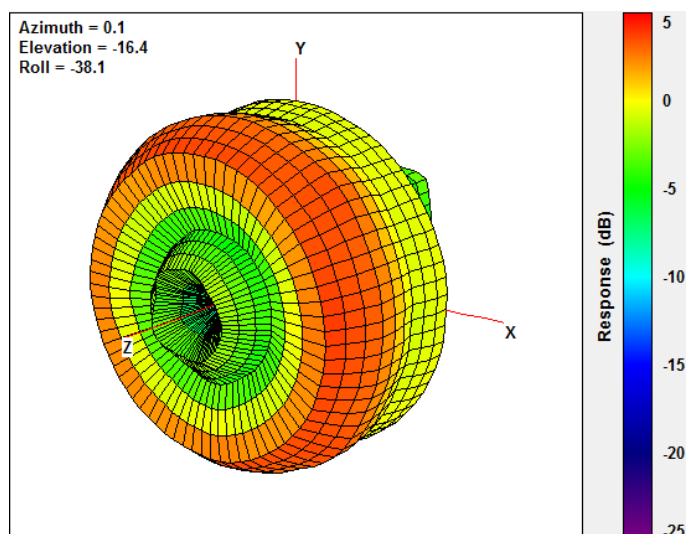
XZ Plane



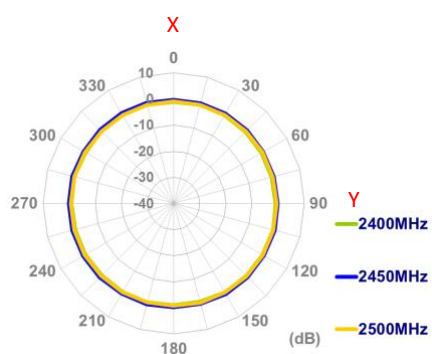
YZ Plane



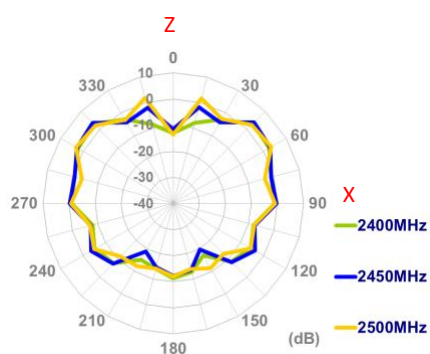
3-D Radiation Pattern on 30cm*30cm Ground Plane @2450MHz



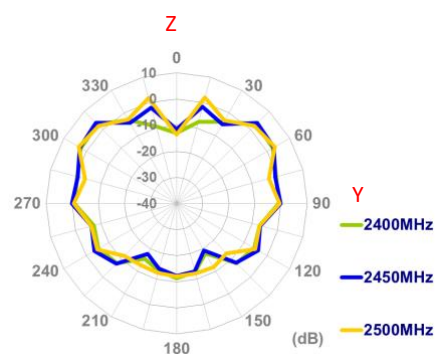
XY Plane



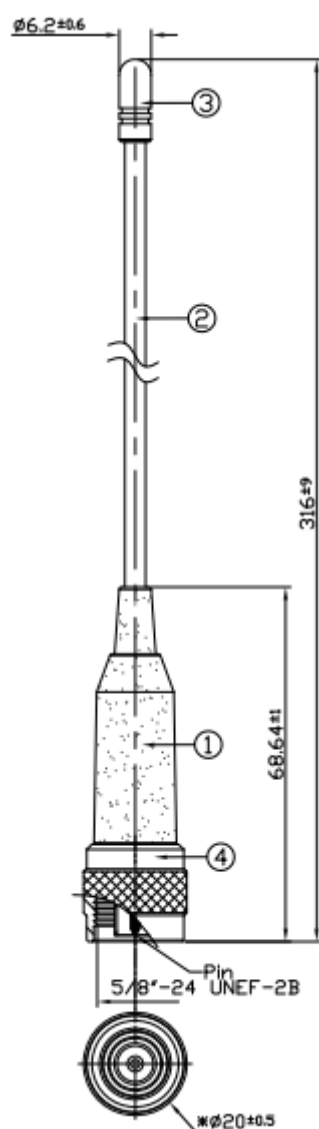
XZ Plane



YZ Plane



5. Mechanical Drawing (Units: mm)



	Name	Material	Finish	QTY
①	Housing	ABS	Black	1
②	Flexible Whip	Steel+PE Jacket	Black	1
③	Cap	ABS	Black	1
④	N-TYPE(M) ST	Brass	Black	1

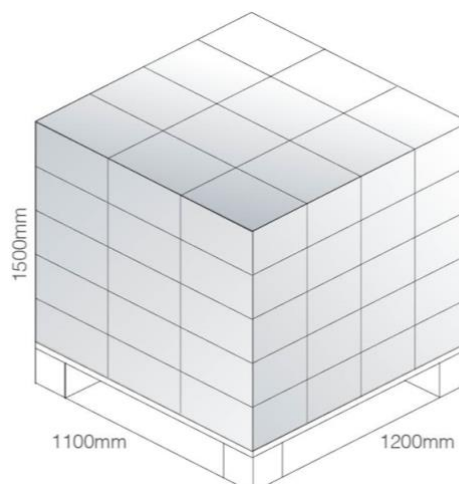
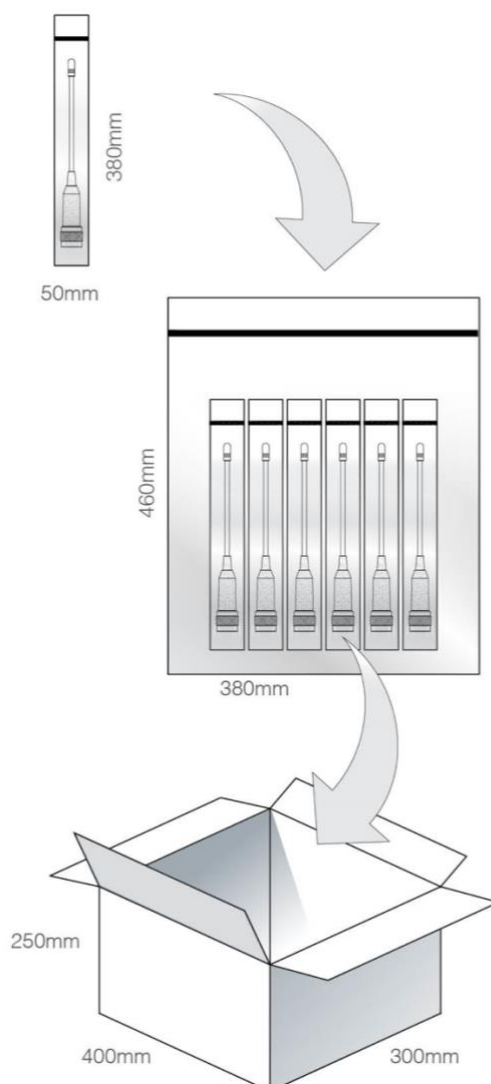
6. Packaging

1pcs FW.24.NTY.M per PE Bag
Bag Dimensions - 380*50mm
Weight - 50g

50 PE Bags per Large PE Bag
Bag Dimensions - 460*380mm
Weight - 2.5Kg

4 Large PE Bags per Carton
Carton Dimensions - 400*300*250mm
Weight - 10.5Kg

Pallet Dimensions:
1100*1200*1500mm
60 Cartons Per Pallet
12 Cartons Per Layer
5 Layers



Changelog for the datasheet

SPE-15-8-033 - FW.24.NTY.M

Revision: C (Current Version)

Date:	2019-08-12
Changes:	New design
Changes Made by:	David Connolly

Previous Revisions

Revision: B

Date:	2015-08-24
Changes:	Added note on Gain
Changes Made by:	Aine Doyle

Revision: A (Original First Release)

Date:	2015-06-11
Notes:	
Author:	Wayne Yang



www.taoglas.com



Mouser Electronics

Authorized Distributor

Click to View Pricing, Inventory, Delivery & Lifecycle Information:

[Taoglas:](#)

[FW.24.NTY.M](#)