

4A, 400V - 800V Standard Bridge Rectifier

FEATURES

- Glass passivated chip junction
- Ideal for printed circuit board
- High surge current capability
- UL Recognized File # E-326243
- RoHS Compliant
- Halogen-free according to IEC 61249-2-21

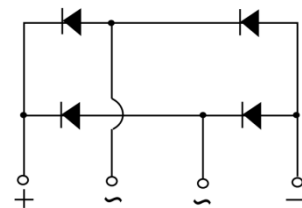

APPLICATIONS

- Switching mode power supply (SMPS)
- Adapters
- Lighting application

MECHANICAL DATA

- Case: TS4K
- Molding compound meets UL 94V-0 flammability rating
- Terminal: Matte tin plated leads, solderable per J-STD-002
- Mounting torque: 0.92 N·m maximum
- Polarity: As marked
- Weight: 4.10g (approximately)

KEY PARAMETERS		
PARAMETER	VALUE	UNIT
I_F	4	A
V_{RRM}	400 - 800	V
I_{FSM}	120	A
$T_{J\ MAX}$	150	°C
Package	TS4K	
Configuration	Quad	



ABSOLUTE MAXIMUM RATINGS ($T_A = 25^\circ\text{C}$ unless otherwise noted)					
PARAMETER	SYMBOL	TS4K40-A	TS4K60-A	TS4K80-A	UNIT
Marking code on the device		TS4K40	TS4K60	TS4K80	
Repetitive peak reverse voltage	V_{RRM}	400	600	800	V
Reverse voltage, total rms value	$V_{R(RMS)}$	280	420	560	V
Forward current	I_F	4			A
Surge peak forward current 8.3ms single half sine-wave superimposed on rated load	I_{FSM}	120			A
Rating of fusing ($t < 8.3\text{ms}$)	I^2t	60			A^2s
Junction temperature	T_J	- 55 to +150			°C
Storage temperature	T_{STG}	- 55 to +150			°C

THERMAL PERFORMANCE			
PARAMETER	SYMBOL	TYP	UNIT
Junction-to-lead thermal resistance	$R_{\theta JL}$	7	°C/W
Junction-to-ambient thermal resistance	$R_{\theta JA}$	18	°C/W
Junction-to-case thermal resistance	$R_{\theta JC}$	6	°C/W

Thermal Performance Note: Mounted on heat sink size of 2" x 3" x 0.25" Al -plate

ELECTRICAL SPECIFICATIONS ($T_A = 25^\circ\text{C}$ unless otherwise noted)					
PARAMETER	CONDITIONS	SYMBOL	TYP	MAX	UNIT
Forward voltage per diode ⁽¹⁾	$I_F = 2\text{A}, T_J = 25^\circ\text{C}$	V_F	-	1.0	V
	$I_F = 2\text{A}, T_J = 125^\circ\text{C}$		-	0.9	V
Reverse current @ rated V_R per diode ⁽²⁾	$T_J = 25^\circ\text{C}$	I_R	-	10	μA
	$T_J = 125^\circ\text{C}$		-	500	μA
Junction capacitance per diode	1MHz, $V_R = 4.0\text{V}$	C_J	42	-	pF

Notes:

1. Pulse test with PW = 0.3ms
2. Pulse test with PW = 30ms

ORDERING INFORMATION		
ORDERING CODE⁽¹⁾	PACKAGE	PACKING
TS4Kx-A	TS4K	20 / Tube

Notes:

1. "x" defines voltage from 400V(TS4K40-A) to 800V(TS4K80-A)

CHARACTERISTICS CURVES

($T_A = 25^\circ\text{C}$ unless otherwise noted)

Fig.1 Forward Current Derating Curve

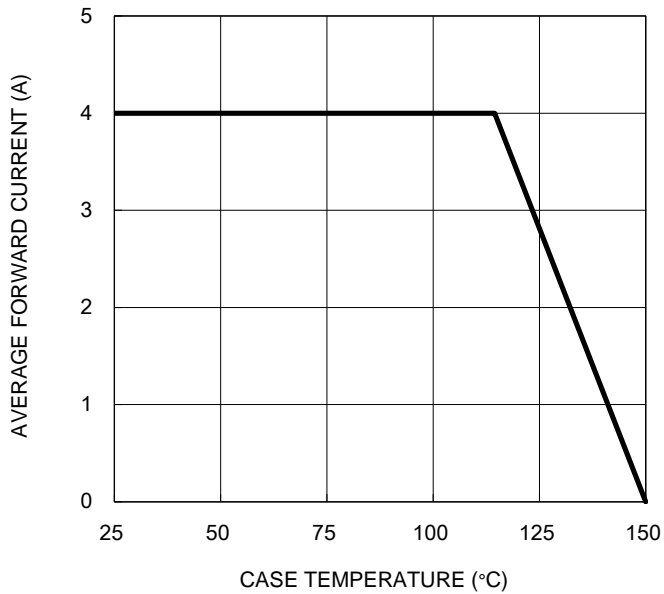


Fig.2 Typical Junction Capacitance

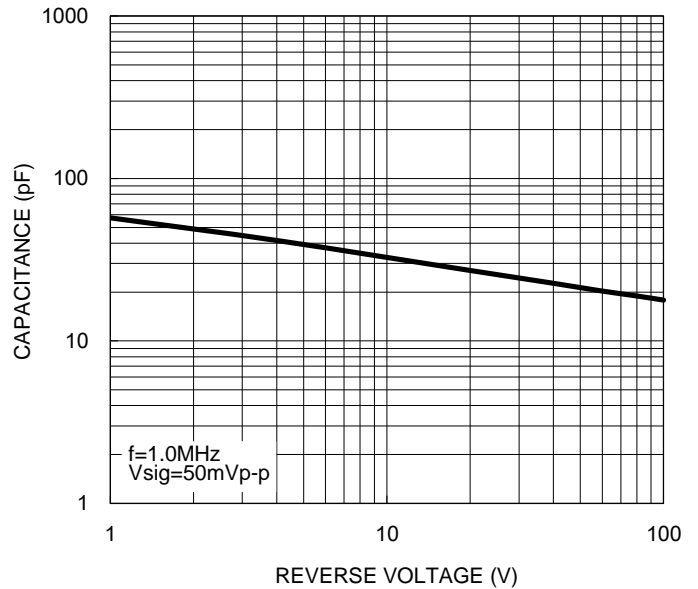


Fig.3 Typical Reverse Characteristics

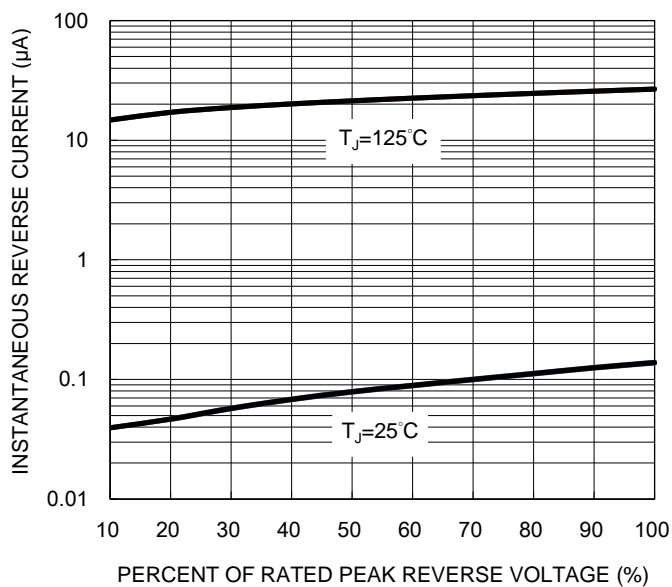
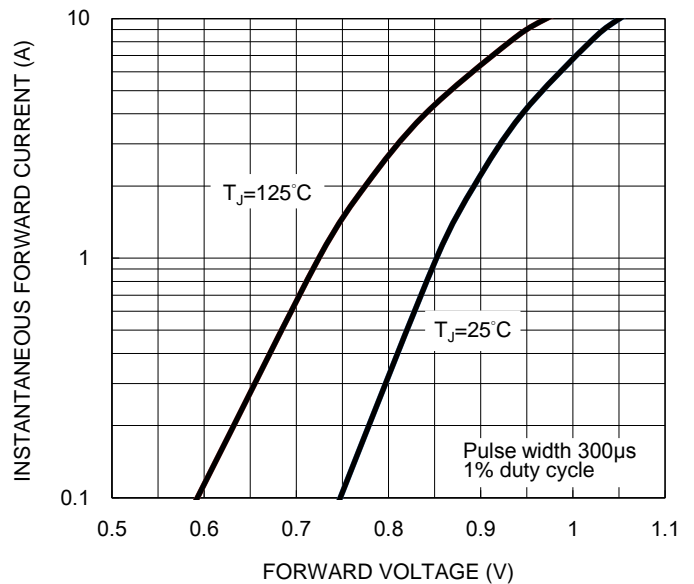
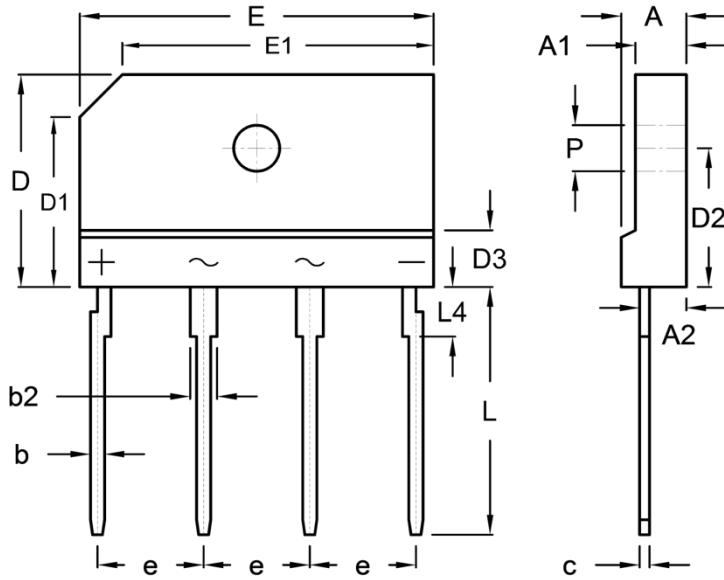


Fig.4 Typical Forward Characteristics



PACKAGE OUTLINE DIMENSIONS

TS4K



DIM.	Unit (mm)		Unit (inch)	
	Min.	Max.	Min.	Max.
A	4.40	4.80	0.173	0.189
A1	3.40	3.80	0.134	0.150
A2	3.20	3.40	0.126	0.134
b	0.90	1.10	0.035	0.043
b2	1.70	2.10	0.067	0.083
c	0.60	0.80	0.024	0.031
D	14.70	15.30	0.579	0.602
D1	11.50	12.50	0.453	0.492
D2	9.50	10.10	0.374	0.398
D3	3.80	4.20	0.150	0.165
E	24.70	25.30	0.972	0.996
E1	21.50	22.50	0.846	0.886
e	7.30	7.70	0.287	0.303
L	17.00	18.00	0.669	0.709
L4	3.30	3.70	0.130	0.146
P	3.10	3.40	0.122	0.134

MARKING DIAGRAM



- P/N = Marking Code
- G = Green Compound
- YWW = Date Code
- F = Factory Code

Notice

Specifications of the products displayed herein are subject to change without notice. TSC or anyone on its behalf, assumes no responsibility or liability for any errors or inaccuracies.

Purchasers are solely responsible for the choice, selection, and use of TSC products and TSC assumes no liability for application assistance or the design of Purchasers' products.

Information contained herein is intended to provide a product description only. No license, express or implied, to any intellectual property rights is granted by this document. Except as provided in TSC's terms and conditions of sale for such products, TSC assumes no liability whatsoever, and disclaims any express or implied warranty, relating to sale and/or use of TSC products including liability or warranties relating to fitness for a particular purpose, merchantability, or infringement of any patent, copyright, or other intellectual property right.

The products shown herein are not designed for use in medical, life-saving, or life-sustaining applications. Customers using or selling these products for use in such applications do so at their own risk and agree to fully indemnify TSC for any damages resulting from such improper use or sale.

Mouser Electronics

Authorized Distributor

Click to View Pricing, Inventory, Delivery & Lifecycle Information:

[Taiwan Semiconductor:](#)

[TS4K60-A D3G](#)