

1W, 7.5V - 200V Surface Mount Zener Diode

FEATURES

- AEC-Q101 qualified
- Ideal for automated placement
- Glass passivated chip junction
- Low inductance
- Typical I_R less than 1 μ A above 11V
- Moisture sensitivity level: level 1, per J-STD-020
- RoHS Compliant
- Halogen-free according to IEC 61249-2-21

APPLICATIONS

- For general purpose regulation and protection applications

MECHANICAL DATA

- Case: DO-214AC (SMA)
- Molding compound meets UL 94V-0 flammability rating
- Terminal: Matte tin plated leads, solderable per J-STD-002
- Meet JESD 201 class 2 whisker test
- Polarity: Indicated by cathode band
- Weight: 0.060g (approximately)

KEY PARAMETERS		
PARAMETER	VALUE	UNIT
V_Z	7.5 - 200	V
Test current I_{ZT}	1.2 - 34	mA
P_D	1	W
T_{JMAX}	175	°C
Package	DO-214AC (SMA)	
Configuration	Single die	



DO-214AC (SMA)



ABSOLUTE MAXIMUM RATINGS ($T_A = 25^\circ\text{C}$ unless otherwise noted)

PARAMETER	SYMBOL	VALUE	UNIT
Power dissipation, $R_{\text{THJA}} < 76.8 \text{ K/W}$, $T_A = 25^\circ\text{C}$	P_D	1	W
Power dissipation, $R_{\text{THJA}} < 76.8 \text{ K/W}$, $T_A = 60^\circ\text{C}$	P_D	1.25	W
Non repetitive peak power dissipation ⁽¹⁾	P_{ZSM}	60	W
Peak forward surge current, 8.3ms single half sine-wave superimposed on rated load	I_{FSM}	30	A
Junction temperature	T_J	-55 to +175	°C
Storage temperature	T_{STG}	-55 to +175	°C

Notes:

1. Non Repetitive Peak surge P_D Test Condition: $t_p = 100\mu\text{s}$ sq. pulse, $T_A = 25^\circ\text{C}$ prior to surge

ELECTRICAL SPECIFICATIONS ($T_A = 25^\circ\text{C}$ unless otherwise noted)

Part number (Note 1)	Marking code	Nominal Zener voltage	Test current	Zener Impedance			Leakage current		Surge current	
				$V_Z @ I_Z$	I_{ZT}	$Z_{ZT} @ I_{ZT}$	$Z_{ZK} @ I_{ZK}$			$I_R @ V_R$
				V	mA	Ω	Ω	mA		μA
		(Note 2) (Note 3)					Max			
1SMA4737H	737A	7.5	34	4	700	0.50	5	5.0	605	
1SMA4738H	738A	8.2	31	4.5	700	0.50	5	6.0	550	
1SMA4739H	739A	9.1	28	5	700	0.50	5	7.0	500	
1SMA4740H	740A	10	25	7	700	0.25	5	7.6	454	
1SMA4741H	741A	11	23	8	700	0.25	1	8.4	414	
1SMA4742H	742A	12	21	9	700	0.25	1	9.1	380	
1SMA4743H	743A	13	19	10	700	0.25	1	9.9	344	
1SMA4744H	744A	15	17	14	700	0.25	1	11.4	304	
1SMA4745H	745A	16	15.5	16	700	0.25	1	12.2	285	
1SMA4746H	746A	18	14.0	20	750	0.25	1	13.7	250	
1SMA4747H	747A	20	12.5	22	750	0.25	1	15.2	225	
1SMA4748H	748A	22	11.5	23	750	0.25	1	16.7	205	
1SMA4749H	749A	24	10.5	25	750	0.25	1	18.2	190	
1SMA4750H	750A	27	9.5	35	750	0.25	1	20.6	170	
1SMA4751H	751A	30	8.5	40	1000	0.25	1	22.8	150	
1SMA4752H	752A	33	7.5	45	1000	0.25	1	25.1	135	
1SMA4753H	753A	36	7.0	50	1000	0.25	1	27.4	125	
1SMA4754H	754A	39	6.5	60	1000	0.25	1	29.7	115	
1SMA4755H	755A	43	6.0	70	1500	0.25	1	32.7	110	
1SMA4756H	756A	47	5.5	80	1500	0.25	1	35.8	95	
1SMA4757H	757A	51	5.0	95	1500	0.25	1	38.8	90	
1SMA4758H	758A	56	4.5	110	2000	0.25	1	42.6	80	
1SMA4759H	759A	62	4.0	125	2000	0.25	1	47.1	70	
1SMA4760H	760A	68	3.7	150	2000	0.25	1	51.7	65	
1SMA4761H	761A	75	3.3	175	2000	0.25	1	56.0	60	
1SMA4762H	762A	82	3.0	200	3000	0.25	1	62.2	55	
1SMA4763H	763A	91	2.8	250	3000	0.25	1	69.2	50	
1SMA4764H	764A	100	2.5	350	3000	0.25	1	76.0	45	
1SMA110ZH	110A	110	2.3	450	4000	0.25	1	83.6	-	
1SMA120ZH	120A	120	2.0	550	4500	0.25	1	91.2	-	
1SMA130ZH	130A	130	1.9	700	5000	0.25	1	98.8	-	
1SMA150ZH	150A	150	1.7	1000	6000	0.25	1	114.0	-	
1SMA160ZH	160A	160	1.6	1100	6500	0.25	1	121.6	-	
1SMA180ZH	180A	180	1.4	1200	7000	0.25	1	136.8	-	
1SMA200ZH	200A	200	1.2	1500	8000	0.25	1	152.0	-	

Note:

- Tolerance and Type Number Designation. The type numbers listed have a standard tolerance on the nominal zener voltage of $\pm 5\%$
- Specials Available Include:
 - Nominal zener voltages between the voltages shown and tighter voltage tolerances
 - Matched sets
- Zener Voltage (V_Z) Measurement. Guarantees the zener voltage when measured at 90 seconds while maintaining the lead temperature (T_L) at $30^\circ\text{C} \pm 1^\circ\text{C}$, from the diode body
- Zener Impedance (Z_Z) Derivation. The zener impedance is derived from the 60 cycle AC voltage, which results when an ac current having an rms value equal to 10% of the DC zener current (I_{ZT} or I_{ZK}) is superimposed on I_{ZT} or I_{ZK}
- Surge Current (I_R) Non-Repetitive. The rating list in the electrical characteristics table is maximum peak, non-repetitive, reverse surge current of 1/2 square wave or equivalent sine wave pulse of 1/120 second duration superimposed on the test current, I_{ZT} per JEDEC registration; however, actual device capability is as described in Figure.10

ORDERING INFORMATION		
ORDERING CODE⁽¹⁾	PACKAGE	PACKING
1SMAxH	DO-214AC (SMA)	7,500 / Tape & Reel

Notes:

1. “x” defines voltage from 7.5V(1SMA4737H) to 200V(1SMA200ZH)

CHARACTERISTICS CURVES

($T_A = 25^\circ\text{C}$ unless otherwise noted)

Fig.1 Power Temperature Derating Curve

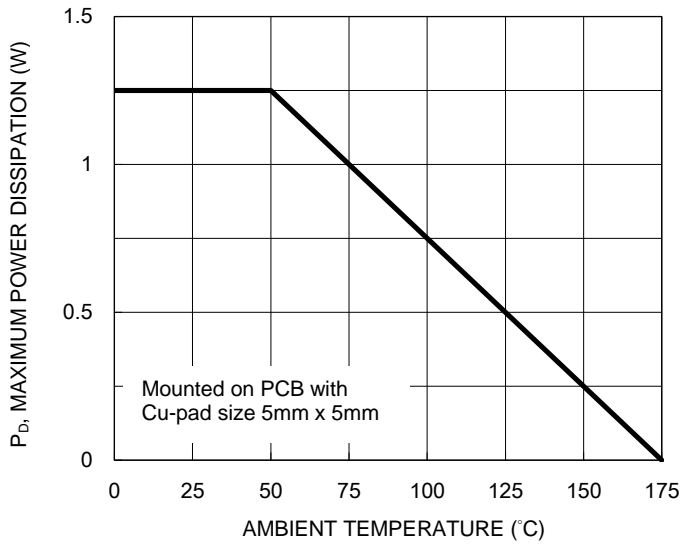


Fig.2 Typical Forward Characteristics

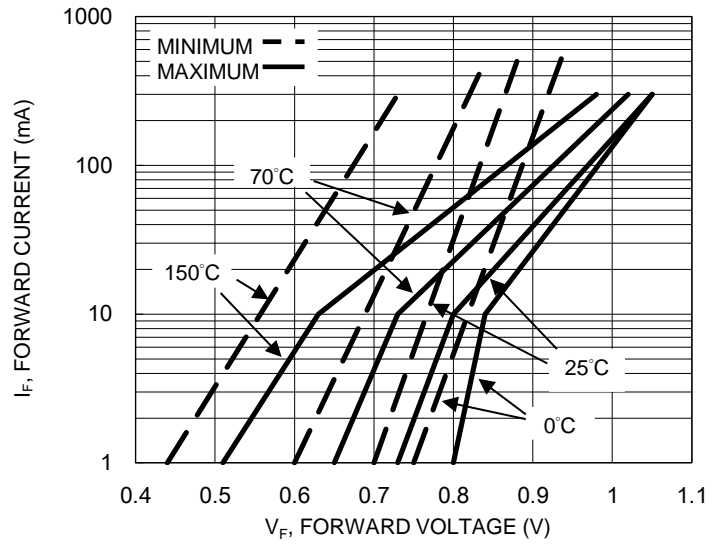


Fig.3 Effect Of Zener Current On Zener Impedance

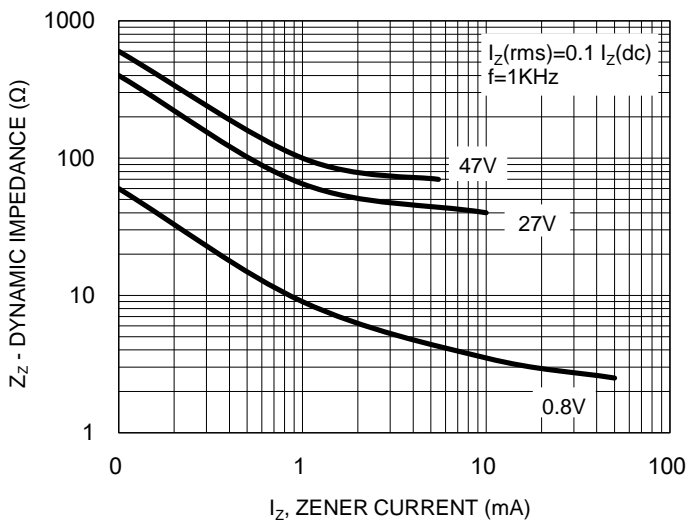
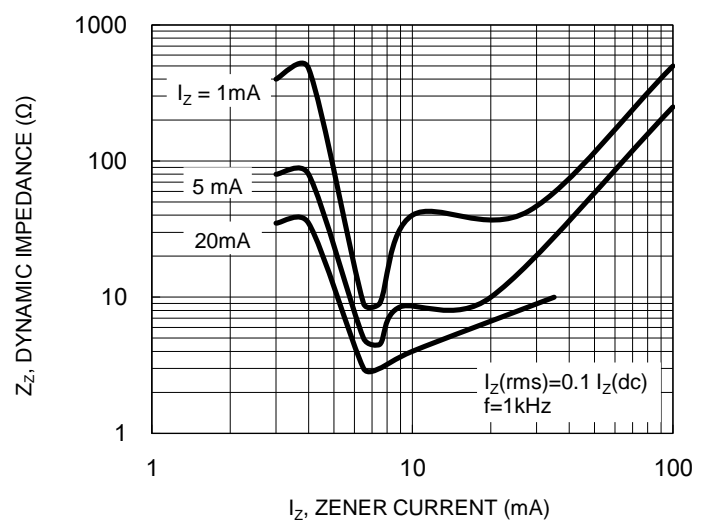


Fig.4 Effect Of Zener Voltage On Zener Impedance



CHARACTERISTICS CURVES

($T_A = 25^\circ\text{C}$ unless otherwise noted)

Fig.5 Typical Capacitance versus V_z

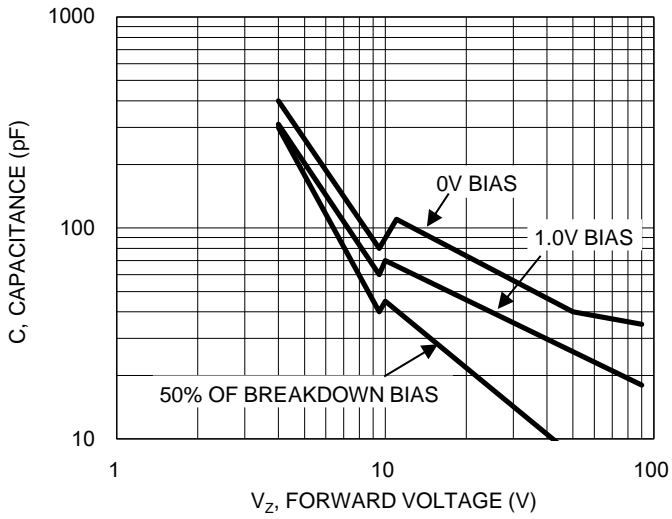


Fig.7 Typical Leakage Current

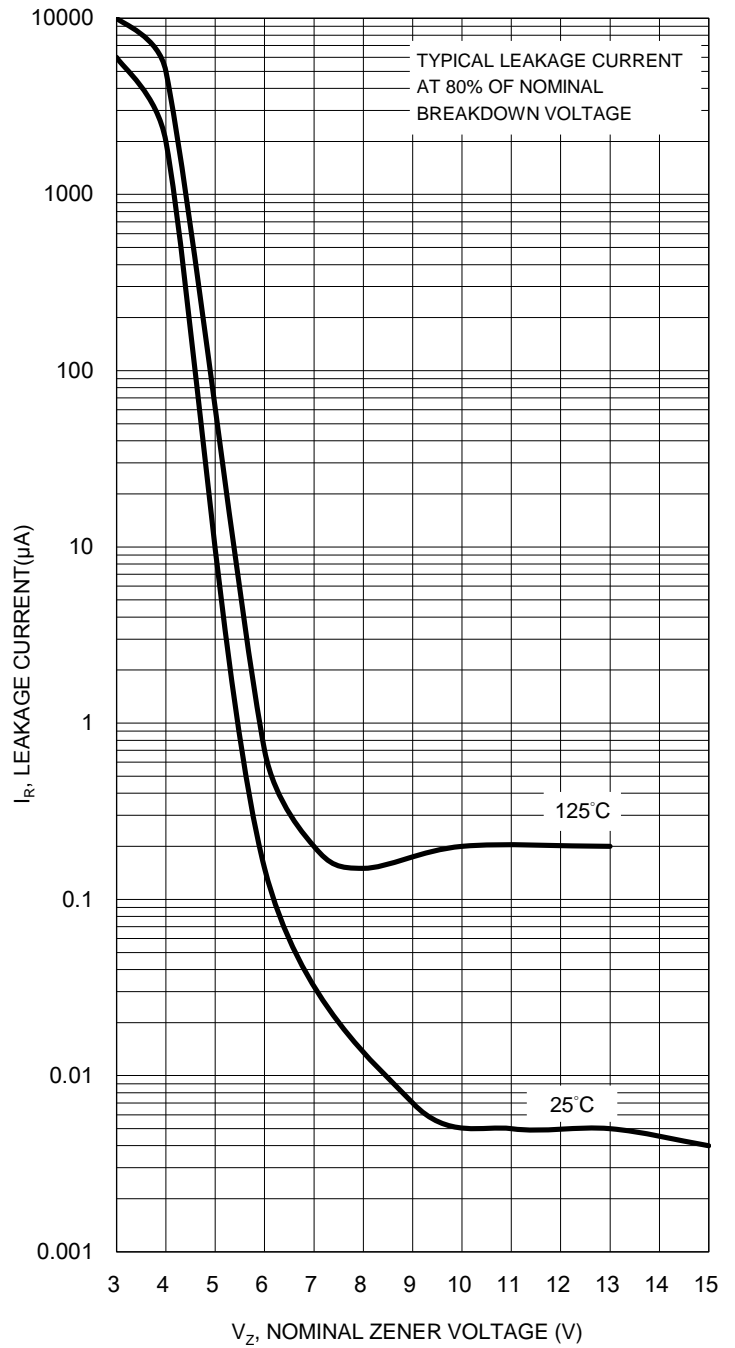
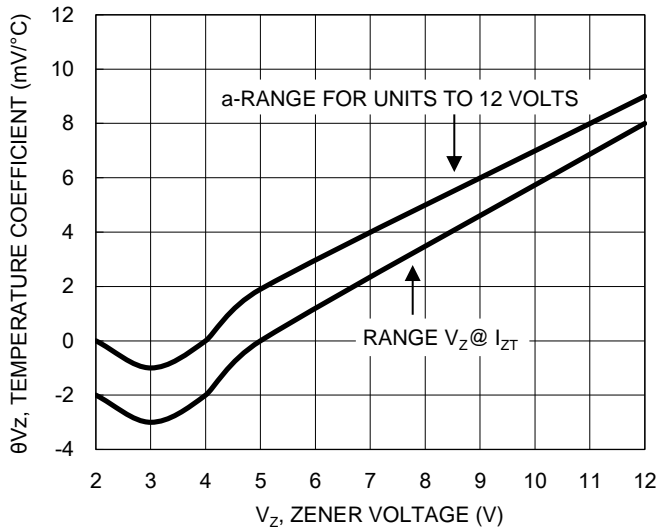


Fig.6 Temperature Coefficients



CHARACTERISTICS CURVES

($T_A = 25^\circ\text{C}$ unless otherwise noted)

Fig.8 Temperature Coefficients

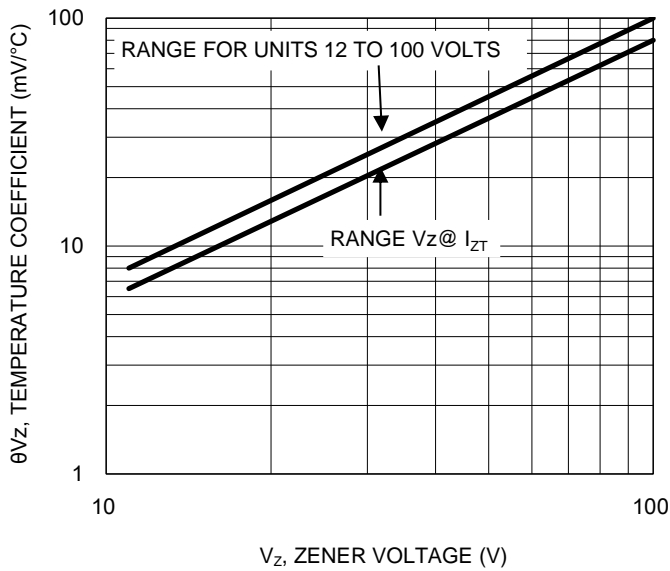


Fig.9 Effect Of Zener Current

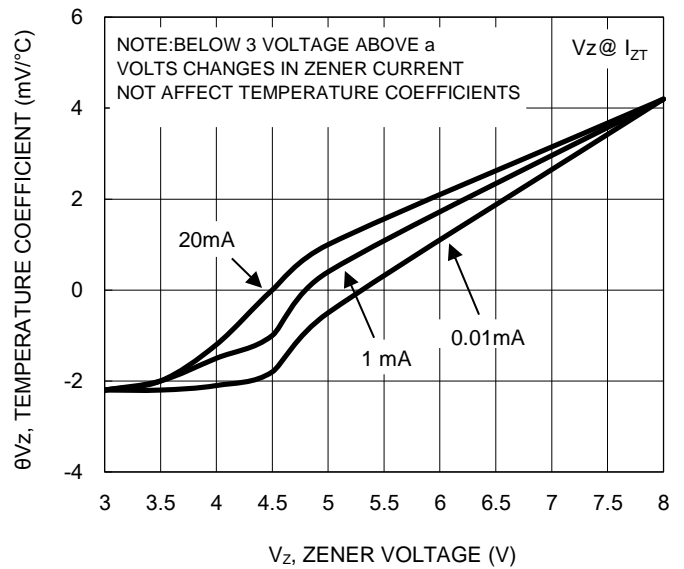
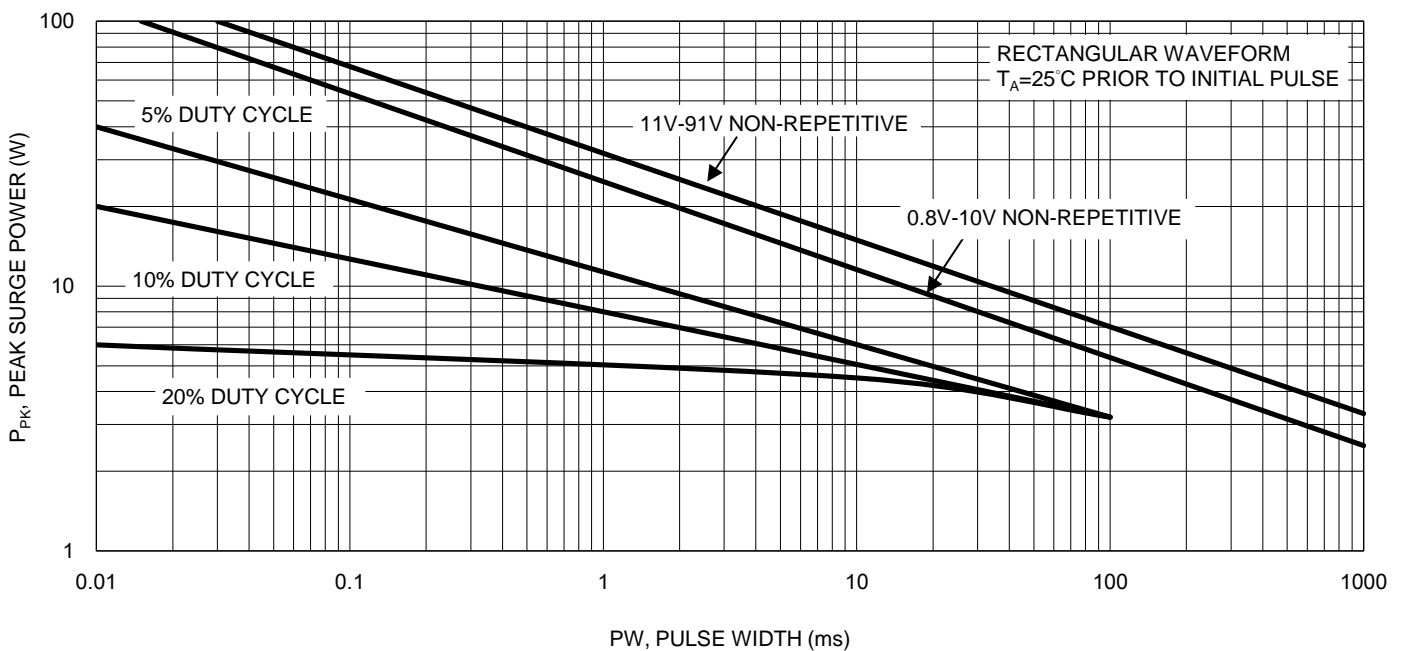
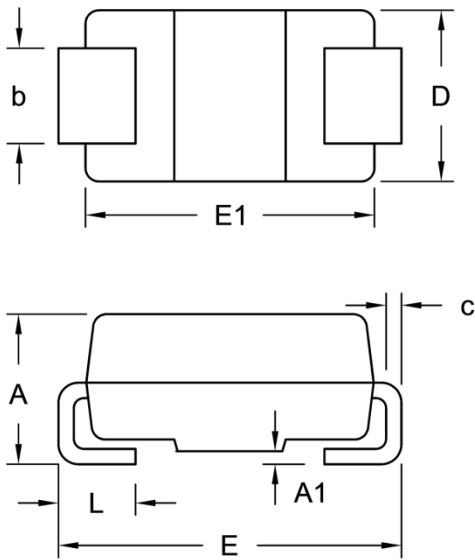


Fig.10 Maximum Surge Power



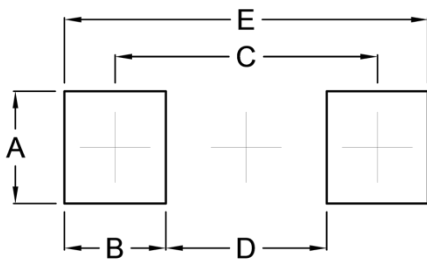
PACKAGE OUTLINE DIMENSIONS

DO-214AC (SMA)



DIM.	Unit (mm)		Unit (inch)	
	Min.	Max.	Min.	Max.
A	1.99	2.50	0.078	0.098
A1	0.10	0.20	0.004	0.008
b	1.27	1.58	0.050	0.062
c	0.15	0.31	0.006	0.012
D	2.29	2.83	0.090	0.111
E	4.95	5.33	0.195	0.210
E1	4.06	4.60	0.160	0.181
L	0.90	1.41	0.035	0.056

SUGGESTED PAD LAYOUT



Symbol	Unit (mm)	Unit (inch)
A	1.68	0.066
B	1.52	0.060
C	3.93	0.155
D	2.41	0.095
E	5.45	0.215

MARKING DIAGRAM



- P/N = Marking Code
- G = Green Compound
- YW = Date Code
- F = Factory Code

Notice

Specifications of the products displayed herein are subject to change without notice. TSC or anyone on its behalf, assumes no responsibility or liability for any errors or inaccuracies.

Purchasers are solely responsible for the choice, selection, and use of TSC products and TSC assumes no liability for application assistance or the design of Purchasers' products.

Information contained herein is intended to provide a product description only. No license, express or implied, to any intellectual property rights is granted by this document. Except as provided in TSC's terms and conditions of sale for such products, TSC assumes no liability whatsoever, and disclaims any express or implied warranty, relating to sale and/or use of TSC products including liability or warranties relating to fitness for a particular purpose, merchantability, or infringement of any patent, copyright, or other intellectual property right.

The products shown herein are not designed for use in medical, life-saving, or life-sustaining applications. Customers using or selling these products for use in such applications do so at their own risk and agree to fully indemnify TSC for any damages resulting from such improper use or sale.

Mouser Electronics

Authorized Distributor

Click to View Pricing, Inventory, Delivery & Lifecycle Information:

Taiwan Semiconductor:

[1SMA4744HR3G](#) [1SMA4744HR2G](#) [1SMA4744HR3](#) [1SMA4744HR2](#) [1SMA4749HR3](#) [1SMA4740HR2G](#)
[1SMA4755HR2G](#) [1SMA4745HR2](#) [1SMA4756HR2](#) [1SMA4757HR2G](#) [1SMA4751HR2G](#) [1SMA4757HR3G](#)
[1SMA4746HR2G](#) [1SMA4738HR2](#) [1SMA4747HR2](#) [1SMA4758HR2](#) [1SMA4742HR2](#) [1SMA4742HR3G](#)
[1SMA4750HR3](#) [1SMA4758HR3](#) [1SMA4747HR3](#) [1SMA4762HR3G](#) [1SMA4737HR2](#) [1SMA4762HR3](#)
[1SMA4743HR3G](#) [1SMA4755HR2](#) [1SMA4758HR3G](#) [1SMA4746HR3G](#) [1SMA4752HR2](#) [1SMA4753HR2](#)
[1SMA4753HR2G](#) [1SMA4749HR3G](#) [1SMA4753HR3](#) [1SMA4755HR3](#) [1SMA4761HR3G](#) [1SMA4762HR2](#)
[1SMA4746HR3](#) [1SMA4756HR3G](#) [1SMA4764HR3](#) [1SMA4737HR3](#) [1SMA4741HR2](#) [1SMA4745HR3G](#)
[1SMA4742HR3](#) [1SMA4761HR2](#) [1SMA4739HR3](#) [1SMA4754HR2G](#) [1SMA4751HR3](#) [1SMA4751HR2](#)
[1SMA4752HR3G](#) [1SMA4761HR3](#) [1SMA4752HR2G](#) [1SMA4749HR2](#) [1SMA4763HR2G](#) [1SMA4743HR2G](#)
[1SMA4760HR3G](#) [1SMA4738HR3G](#) [1SMA4743HR2](#) [1SMA4760HR3](#) [1SMA4746HR2](#) [1SMA4754HR3G](#)
[1SMA4739HR3G](#) [1SMA4760HR2G](#) [1SMA4745HR2G](#) [1SMA4764HR2G](#) [1SMA4759HR2G](#) [1SMA4753HR3G](#)
[1SMA4757HR2](#) [1SMA4743HR3](#) [1SMA4750HR2G](#) [1SMA4760HR2](#) [1SMA4764HR3G](#) [1SMA4756HR3](#)
[1SMA4751HR3G](#) [1SMA4747HR3G](#) [1SMA4755HR3G](#) [1SMA4745HR3](#) [1SMA4742HR2G](#) [1SMA4759HR2](#)
[1SMA4759HR3](#) [1SMA4764HR2](#) [1SMA4739HR2G](#) [1SMA4741HR3](#) [1SMA4737HR3G](#) [1SMA4738HR3](#)
[1SMA4749HR2G](#) [1SMA4759HR3G](#) [1SMA4741HR3G](#) [1SMA4748HR2G](#) [1SMA4740HR3G](#) [1SMA4761HR2G](#)
[1SMA4750HR2](#) [1SMA4752HR3](#) [1SMA4741HR2G](#) [1SMA4763HR3](#) [1SMA4763HR2](#) [1SMA4747HR2G](#)
[1SMA4758HR2G](#) [1SMA4756HR2G](#) [1SMA4762HR2G](#) [1SMA4754HR2](#)