



# High power thin film chip resistors (long side terminal)

■ PRG series

AEC-Q200 Compliant

## Features

- Long side terminal enabling higher power capability
- Significantly larger power handling capability than conventional same size resistors  
Size: 3216 ~ 6432, power ratings: 0.5 ~ 3.0W, Resistance range: 2.5 ~ 250KΩ
- Precision resistance tolerance:  $\pm 0.1\%$ , very small TCR:  $\pm 25\text{ppm}/^\circ\text{C}$
- Thin film structure enabling low noise and anti-sulfur

## Applications

- Automotive electronics
- DC motor, inverters
- Robotics, Industrial control system



## ◆ Part numbering system



## ◆ Electrical Specification

| Type    | Power ratings | Temperature coefficient of resistance | Resistance range(Ω)<br>Resistance tolerance |                               | Maximum voltage | Resistance value series | Operating temperature                      | Packaging quantity |  |    |            |  |    |
|---------|---------------|---------------------------------------|---|-------------------------------|-----------------|-------------------------|--|--------------------|--|----|------------|--|----|
|         |               | (ppm/°C)                              | $\pm 0.1\%$ (B)                             | $\pm 0.5\%$ (D)               |                 |                         |  |                    |  |    |            |  |    |
| PRG3216 | 1.0W          | $\pm 25$ (P)                          | $47 \leq R \leq 100\text{k}$                | $10 \leq R \leq 100\text{k}$  | 150V            | E-24, E-96              | $-55^\circ\text{C} \sim 155^\circ\text{C}$ | T5                 |  |    |            |  |    |
|         |               | $\pm 50$ (Q)                          |   | $2.5 \leq R \leq 100\text{k}$ |                 |                         |  |                    |  |    |            |  |    |
| PRG5025 | 1.5W ~ 2.0W   | $\pm 25$ (P)                          | $47 \leq R \leq 200\text{k}$                | $10 \leq R \leq 200\text{k}$  | 200V            |                         |  | E-24, E-96         | $-55^\circ\text{C} \sim 155^\circ\text{C}$ | T4 |            |  |    |
|         |               | $\pm 50$ (Q)                          |   | $2.5 \leq R \leq 200\text{k}$ |                 |                         |  |                    |  |    |            |  |    |
| PRG6432 | 2.0W ~ 3.0W   | $\pm 25$ (P)                          | $47 \leq R \leq 250\text{k}$                | $10 \leq R \leq 250\text{k}$  | 400V            |                         |  |                    |  |    | E-24, E-96 | $-55^\circ\text{C} \sim 155^\circ\text{C}$ | T4 |
|         |               | $\pm 50$ (Q)                          |   | $2.5 \leq R \leq 250\text{k}$ |                 |                         |  |                    |  |    |            |  |    |

## ◆Dimensions



| Type    | Size (inch) | W               | L         | a         | b         | t               |
|---------|-------------|-----------------|-----------|-----------|-----------|-----------------|
| PRG3216 | 1206        | 3.20+0.40/-0.20 | 1.60±0.20 | 0.30±0.20 | 0.35±0.20 | 0.45+0.15/-0.10 |
| PRG5025 | 2010        | 5.00±0.20       | 2.50±0.20 | 0.55±0.20 | 0.60±0.20 | 0.45+0.15/-0.10 |
| PRG6432 | 2512        | 6.40+0.20/-0.40 | 3.20±0.20 | 0.40±0.20 | 0.55±0.20 | 0.45+0.15/-0.10 |

(unit : mm)

Thin film surface mount resistors

PRG series

## ◆Reliability specification

| Test items                     | Condition (test methods (JIS C5201-1))                          | Standard       |                |
|--------------------------------|---|----------------|----------------|
|                                |   | ≤47Ω           | ≥47Ω           |
| Life (biased)                  | 70°C, rated voltage <sup>*1</sup> 90min on 30min off, 1000hours | ±(0.25%+0.05Ω) | ±(0.1%+0.01Ω)  |
| High temperature high humidity | 85°C, 85%RH, 1/10 of rated power, 90min on 30min off, 1000hours | ±(0.25%+0.05Ω) | ±(0.1%+0.01Ω)  |
| Temperature shock              | -55°C (30min) ~ 125°C (30min) 1000cycles                        | ±(0.25%+0.05Ω) | ±(0.1%+0.01Ω)  |
| High temperature exposure      | 155°C, no bias, 1000hours                                       | ±(0.25%+0.05Ω) | ±(0.1%+0.01Ω)  |
| Resistance to soldering heat   | 260±5°C, 10 seconds (reflow)                                    | ±(0.1%+0.01Ω)  | ±(0.05%+0.01Ω) |

\*1 Rated voltage is given by  $E = \sqrt{R \times P}$ 

E= rated voltage (V), R=nominal resistance value(Ω), P=rated power(W)

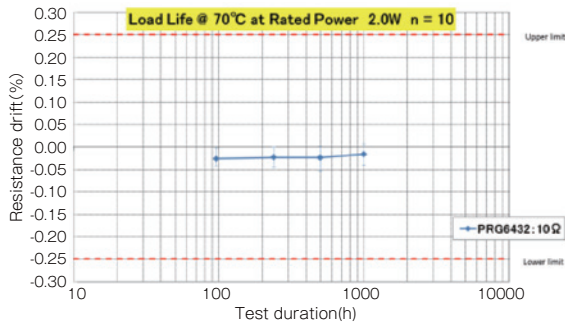
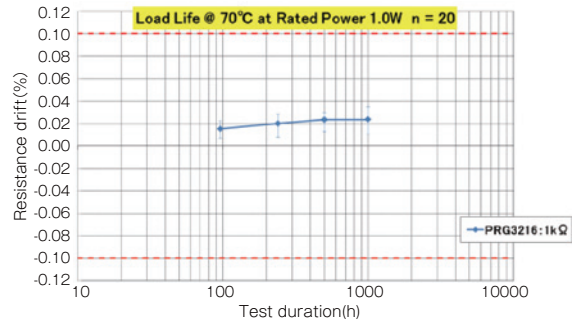
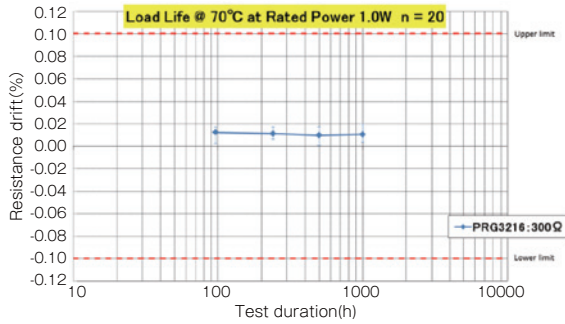
If rated voltage exceeds maximum voltage /element, maximum voltage/element is the rated voltage.

# High power thin film chip resistors (long side terminal)

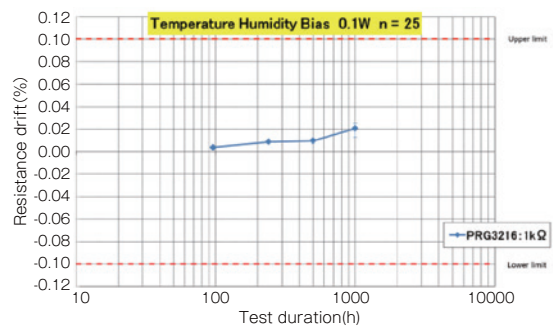
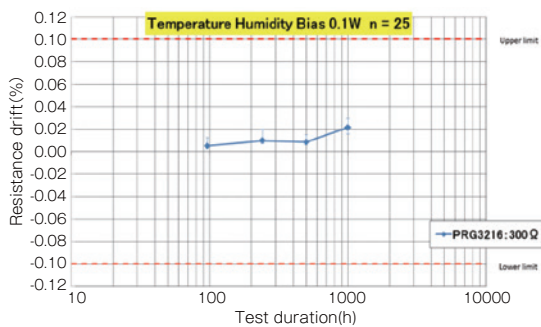
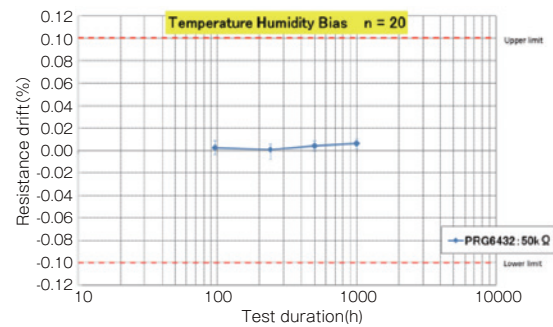
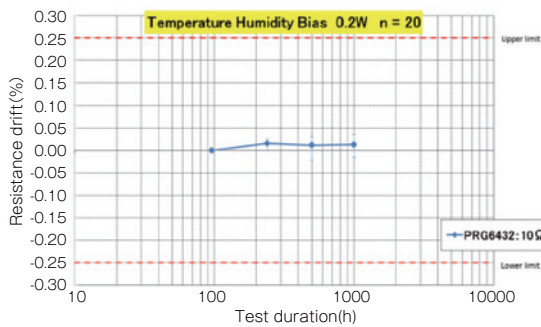
## PRG series

### Reliability test data

#### Biased life test



#### High temperature high humidity (biased)



Thin film surface mount resistors

PRG series

○ Temperature shock



○ High temperature exposure



◆ Derating Curve

○ PRG3216



○ PRG6432



Thin film surface mount resistors  
PRG series

# Mouser Electronics

Authorized Distributor

Click to View Pricing, Inventory, Delivery & Lifecycle Information:

[Susumu:](#)

[PRG5025P-6802-B-T4](#)