

Dual full-scale, 1260 hPa and 4060 hPa, absolute digital output barometer with Qvar detection in a water-resistant package



CCLGA
2.8 x 2.8 x 1.95 mm

Product status link

[ILPS28QSW](#)

Product summary

Order code	ILPS28QSWTR
Temperature range	-40 to +105 °C
Package	CCLGA-7L
Packing	Tape and reel

Product resources

[TN0018](#) (Design and soldering)

Product labels



Features

- Dual full-scale absolute pressure sensor in a water-resistant package
 - Mode 1: 260 ~ 1260 hPa
 - Mode 2: 260 ~ 4060 hPa
- Embedded analog hub for processing analog input data
- Embedded Qvar for detecting electric charge variation
- Current consumption down to 1.7 μ A
- Absolute pressure accuracy: 0.5 hPa
- Low pressure sensor noise: 0.32 Pa
- Embedded temperature compensation
- Extended temperature range from -40 to +105 °C
- 24-bit pressure data output
- ODR from 1 Hz to 200 Hz
- I²C or MIPI I3CSM interface
- Embedded FIFO
- Supply voltage: 1.7 to 3.6 V
- Easily sealed package with O-ring
- **ECOPACK** lead-free compliant

Applications

- Industrial applications
- [Gas and water metering](#)
- Weather station equipment
- Altimeters and barometers for outdoor devices
- Smart filters
- Ventilators and CPAP equipment
- Man-down detection

Description

The **ILPS28QSW** is an ultra-compact piezoresistive absolute pressure sensor which functions as a digital output barometer, supporting dual full-scale up to user-selectable 4060 hPa.

The device comprises a sensing element and an IC interface which communicates over the I²C or MIPI I3CSM interface from the sensing element to the application. The ILPS28QSW provides lower power consumption, achieving lower pressure noise than its predecessor.

The ILPS28QSW embeds an analog hub sensing functionality which is able to connect an analog input and convert it to a digital signal for embedded processing. In addition, an embedded Qvar (electric charge variation detection) channel can be enabled for sensing in applications such as water leakage detection, tap, double tap, long press, and L/R - R/L swipe.

The ILPS28QSW is available in a ceramic LGA package with metal lid. It is guaranteed to operate over a temperature range extending from -40 °C to +105 °C. The package is holed to allow external pressure to reach the sensing element. Gel inside the IC protects the electrical components from water and the metal cap is, optionally, connected to ground or left floating electrically in the application PCB layout. The connection of the metal cap is determined according to the customer's target application.

1 Block diagrams

Figure 1. Device architecture block diagram

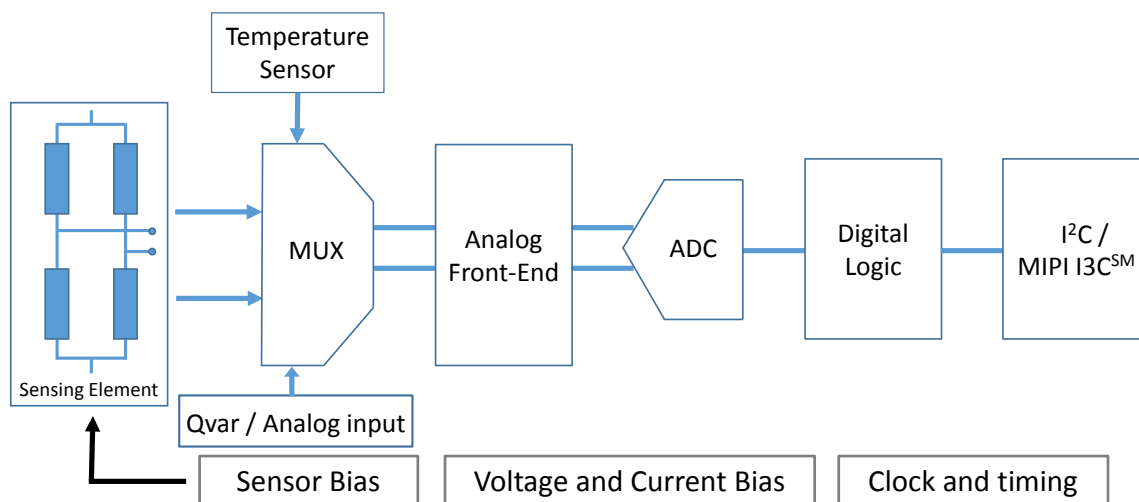
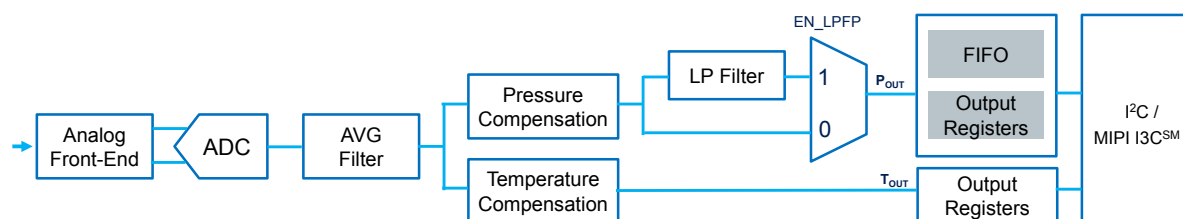


Figure 2. Digital logic



2 Pin description

Figure 3. Pin connections (bottom view)

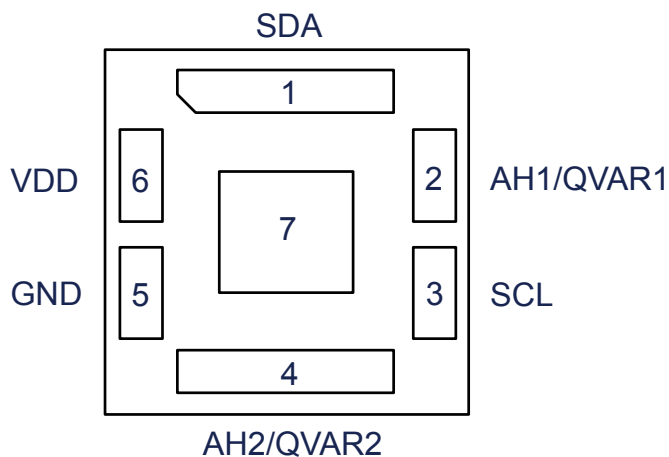


Table 1. Pin description

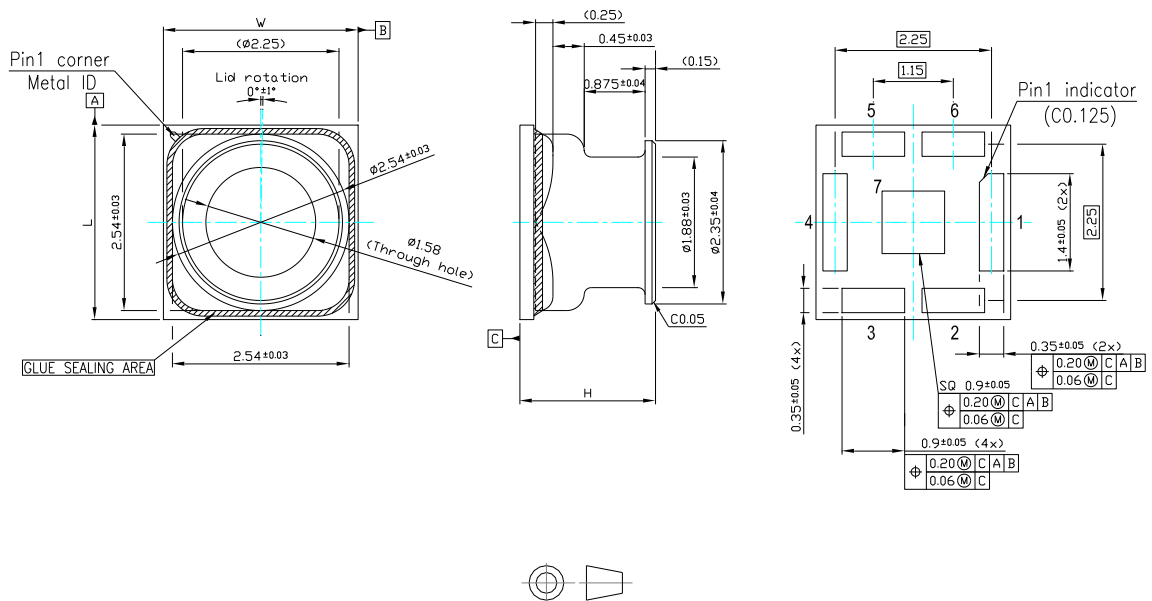
Pin number	Name	Function
1	SDA	I ² C / MIPI I3C SM serial data (SDA)
2	AH1/QVAR1	Connect to GND if analog input / Qvar sensing is not needed.
3	SCL	I ² C / MIPI I3C SM serial clock (SCL)
4	AH2/QVAR2	Connect to GND if analog input / Qvar sensing is not needed.
5	GND	0 V supply
6	VDD	Power supply
7	PAD2LID	Pad connection to metal lid

3 Package information

In order to meet environmental requirements, ST offers these devices in different grades of **ECOPACK** packages, depending on their level of environmental compliance. ECOPACK specifications, grade definitions and product status are available at: www.st.com. ECOPACK is an ST trademark.

3.1 CCLGA-7L package information

Figure 4. CCLGA-7L (2.8 x 2.8 x 1.95 mm typ.) package outline and mechanical dimensions



Dimensions are in millimeter unless otherwise specified
 General Tolerance is ± 0.10 mm unless otherwise specified

OUTER DIMENSIONS

ITEM	DIMENSION [mm]	TOLERANCE [mm]
Length [L]	2.8	± 0.15
Width [W]	2.8	± 0.15
Height [H]	2.1 MAX	/

DM00688938_2

Revision history

Table 2. Document revision history

Date	Version	Changes
03-Mar-2022	1	Initial release

Contents

1	Block diagrams	3
2	Pin description	4
3	Package information	5
3.1	CCLGA-7L package information	5
	Revision history	6

IMPORTANT NOTICE – READ CAREFULLY

STMicroelectronics NV and its subsidiaries ("ST") reserve the right to make changes, corrections, enhancements, modifications, and improvements to ST products and/or to this document at any time without notice. Purchasers should obtain the latest relevant information on ST products before placing orders. ST products are sold pursuant to ST's terms and conditions of sale in place at the time of order acknowledgment.

Purchasers are solely responsible for the choice, selection, and use of ST products and ST assumes no liability for application assistance or the design of purchasers' products.

No license, express or implied, to any intellectual property right is granted by ST herein.

Resale of ST products with provisions different from the information set forth herein shall void any warranty granted by ST for such product.

ST and the ST logo are trademarks of ST. For additional information about ST trademarks, please refer to www.st.com/trademarks. All other product or service names are the property of their respective owners.

Information in this document supersedes and replaces information previously supplied in any prior versions of this document.

© 2022 STMicroelectronics – All rights reserved

Mouser Electronics

Authorized Distributor

Click to View Pricing, Inventory, Delivery & Lifecycle Information:

[STMicroelectronics:](#)

[ILPS28QSWTR](#)