

Print and SMD Switch Short Stroke 11.4 mm



SMS with Gullwing lead, IP40



SMS with adapter and elongated button, J-lead

See below:

Approvals and Compliances

Description

- Switches are possible with different heights
- High-quality gold and silver contacts
- Solder terminals

Unique Selling Proposition

- Reliable tactile feedback on input
- Simple assembly
- Long life time

Weblinks

[pdf data sheet](#), [html datasheet](#), [General Product Information](#), [CAD-Drawings](#), [Product News](#), [Detailed request for product](#)

Technical Data

Electrical Data

Switching Voltage	30 VAC/ 42 VDC
Switching current	50 mA
Rated Switching Capacity	0.12 W
Lifetime	> 1 million actuations at Rated Switching Capacity
Contact Resistance	< 50 mΩ < 150 mΩ after lifetime
Insulation Resistance	> 100 MΩ
Duration of Bounce	typ. 0.15 ms

Mechanical Data

Actuating Force	IP40 : 1.8 ± 0.4 N IP67 : 2.2 ± 0.4 N
Actuating Travel	0.35 ± 0.1 mm
End Stop Strength	> 100 N
Lifetime	> 1 million actuations

Climatical Data

Operating Temperature	-40 °C to 85 °C
Storage Temperature	-40 °C to 85 °C
IP-Protection	IP40 / IP67

Soldering Data

Soldering Methods	Reflow
Solderability	245 °C / 5 sec (IEC 60068-2-58 Test Td)
Resistance to Soldering Heat	260 °C / 10 sec (IEC 60068-2-58 Test Td)

Material

Sealing membrane IP67	VMQ
Contact Material Gold	CuZn37 1.5 µm Ni 0.5 µm Au
Terminals	CuZn37 SnNi
Socket	Thermoplastic (PA 4.6)
Actuator	PA4
Cover of Actuator	X 12 CrNi 17 7
Elongated Button	Thermoplastic (PC)

Approvals and Compliances

Detailed information on product approvals, code requirements, usage instructions and detailed test conditions can be looked up in [Details about Approvals](#)

SCHURTER products are designed for use in industrial environments. They have approvals from independent testing bodies according to national and international standards. Products with specific characteristics and requirements such as required in the automotive sector according to IATF 16949, medical technology according to ISO 13485 or in the aerospace industry can be offered exclusively with customer-specific, individual agreements by SCHURTER.




Application standards

Application standards where the product can be used

Organization	Design	Standard	Description
	Suitable for applications acc.	IEC/UL 62368-1	Audio/video, information and communication technology equipment - Part 1: Safety requirements

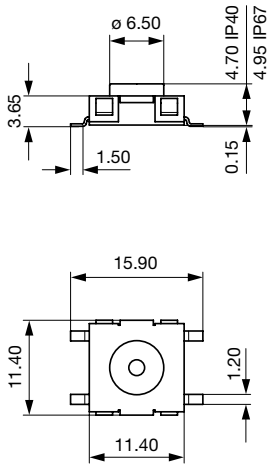
Compliances

The product complies with following Guide Lines

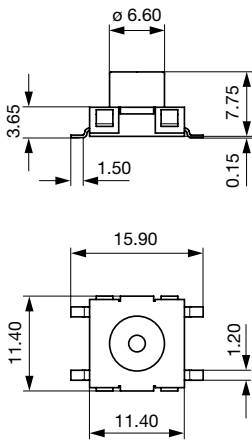
Identification	Details	Initiator	Description
	RoHS	SCHURTER AG	Directive RoHS 2011/65/EU, Amendment (EU) 2015/863
	China RoHS	SCHURTER AG	The law SJ / T 11363-2006 (China RoHS) has been in force since 1 March 2007. It is similar to the EU directive RoHS.
	REACH	SCHURTER AG	On 1 June 2007, Regulation (EC) No 1907/2006 on the Registration, Evaluation, Authorization and Restriction of Chemicals 1 (abbreviated as "REACH") entered into force.

Dimension [mm]

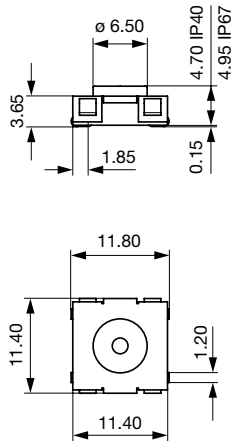
SMS Gullwing Base module



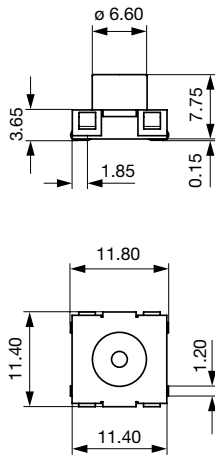
SMS Gullwing Variable height



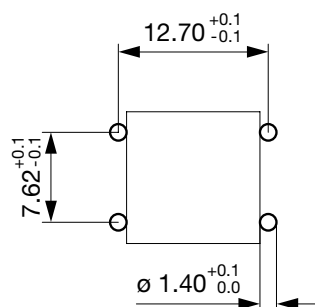
SMS J-lead Base module



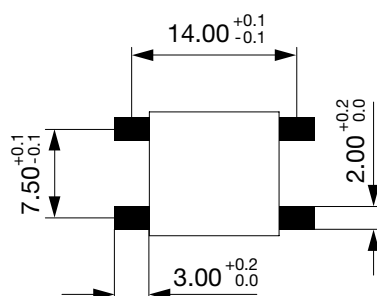
SMS J-lead Variable height



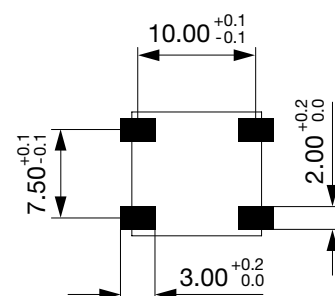
PCP Lead



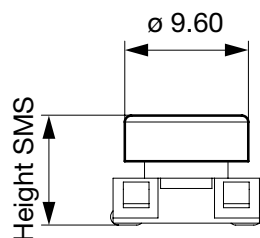
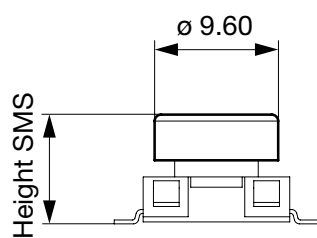
Gullwing Lead



J-Lead

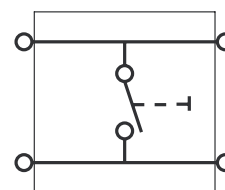
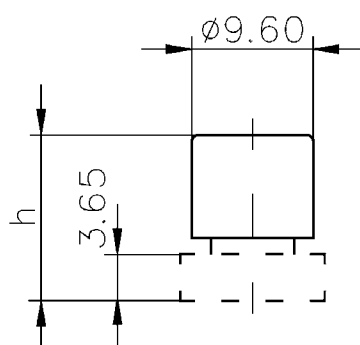


SMS Gullwing with elongated button SMS J lead with elongated button






Diagrams

Circuit Diagram SMS/PMS



Order number key

S	M	S	-	H07	-	D09	-	AG	-	B	-	S	-	A	-	0
1				2		3		4		5		6		7		8

Type																 1
PMS								=								PMS
SMS								=								SMS
Switch height																 2
4.55 mm								=								H06
4.7 mm								=								H07
7.6 mm								=								H14
7.75 mm								=								H15
8.35 mm								=								H18
9.1 mm								=								H20
9.85 mm								=								H24
10.6 mm								=								H26
11.35 mm								=								H28
12.1 mm								=								H30
12.4 mm								=								H32
12.85 mm								=								H34
13.6 mm								=								H36
14.35 mm								=								H39
15.1 mm								=								H41
15.85 mm								=								H44
16.6 mm								=								H46
17.35 mm								=								H48
18.1 mm								=								H50
18.85 mm								=								H52
19.6 mm								=								H55
22.6 mm								=								H57
Actuator diameter																 3
6.5 mm								=								D09
6.6 mm								=								D10
9.6 mm								=								D11
Contact material																 4
Silver								=								AG
Gold								=								AU
SnNi								=								SN
IP specification																 5
IP40								=								A
IP67								=								B
Soldering type																 6
THT								=								T
SMD								=								S
Terminal type																 7
Straight								=								1
J-Connector								=								3
Gullwing								=								4
Packaging																 8
None								=								0
Blister								=								A
Bulk material								=								B

Variants

IP Protection Class Front Side	Terminal	Type	Overall height / Color	Order Number
IP40	Gullwing	Short actuator	-	1241.1600.23
IP40	J-Lead	Short actuator	-	1241.1601.23
IP40	Gullwing	Short actuator	-	1241.1600.11
IP40	Gullwing	Short actuator	-	1241.1600.23
IP40	Gullwing	Long actuator	-	1241.1612.11
IP40	Gullwing	Long actuator	-	1241.1612.23
IP40	J-Lead	Short actuator	-	1241.1601.11
IP40	J-Lead	Short actuator	-	1241.1601.23
IP40	J-Lead	Long actuator	-	1241.1613.11
IP40	J-Lead	Long actuator	-	1241.1613.23
IP67	Gullwing	Short actuator	-	1241.1606.11
IP67	Gullwing	Short actuator	-	1241.1606.23
IP67	Gullwing	Long actuator	-	1241.1618.11
IP67	Gullwing	Long actuator	-	1241.1618.23
IP67	J-Lead	Short actuator	-	1241.1607.11
IP67	J-Lead	Short actuator	-	1241.1607.23
IP67	J-Lead	Long actuator	-	1241.1619.11
IP67	J-Lead	Long actuator	-	1241.1619.23
-	-	Elongated button	8.50 mm / yellow	0862.8101
-	-	Elongated button	9.25 mm / orange	0862.8102
-	-	Elongated button	10.00 mm / red	0862.8103
-	-	Elongated button	10.75 mm / blue	0862.8104
-	-	Elongated button	11.50 mm / green	0862.8105
-	-	Elongated button	12.25 mm / grey	0862.8106
-	-	Elongated button	13.00 mm / black	0862.8107
-	-	Elongated button	13.75 mm / white	0862.8108
-	-	Second elongated button	-	0862.8226

Availability for all products can be searched real-time: <https://www.schurter.com/en/info-center/support-tools/stock-check-distributors>

Additional elongated button for long actuators must be ordered separately

From 14:50 mm an additional (second) elongated button for intermediate sizes (h + 6 mm) is required. This must be ordered separately

Packaging unit

.xxxx.11 = (100 pcs.)
.xx1x.23 = (450 pcs.)
.xx0x.23 = (700 pcs.)

Mouser Electronics

Authorized Distributor

Click to View Pricing, Inventory, Delivery & Lifecycle Information:

[Schurter:](#)

[0862.8106](#) [0862.8107](#)