



Product availability: Non-Stock - Not normally stocked in distribution facility



Main

Range of product	Zelio Relay
Series name	Interface relay
Product or component type	Plug-in relay
Device short name	RXG
Contacts type and composition	2 C/O

Complementary

Status LED	With
Contacts material	Silver alloy (AgSnO ₂ In ₂ O ₃)
Maximum contact resistance	100 mOhm
[I _{th}] conventional enclosed thermal current	5 A (temperature : -40...131 °F (-40...55 °C))
[I _e] rated operational current	5 A at 30 V DC conforming to UL 5 A at 30 V DC conforming to IEC 5 A at 250 V AC conforming to IEC 5 A at 250 V AC conforming to UL
Maximum switching voltage	250 V AC 30 V DC
Load current	5 A at 250 V AC
Maximum switching capacity	1250 VA
Minimum switching capacity	50 mW at 10 mA, 5 V DC
Operating rate	<= 18000 cycles/hour no-load <= 1800 cycles/hour under load
Utilisation coefficient	20 %
Mechanical durability	10000000 cycles
Electrical durability	100000 cycles NO resistive load at 55 °C 100000 cycles NC resistive load at 55 °C
[U _i] rated insulation voltage	250 V conforming to IEC 300 V conforming to UL 300 V conforming to CSA
[U _{imp}] rated impulse withstand voltage	6 kV 1.2/50 μs
Dielectric strength	5000 V AC (reinforced insulation between coil and contact) 3000 V AC (basic insulation between poles) 1000 V AC (micro disconnection between contacts)
Coil resistance	1100 Ohm +/- 10 %
Insulation resistance	1000 MOhm at 500 V DC
Test levels	Level A group mounting
Mounting position	Any position
Average consumption in VA	0.82 VA at 60 Hz
Drop-out voltage threshold	>= 0.3 U _c AC
Control circuit voltage limits	0.8...1.1 U _c , AC
Coil insulation class	Class F
Operate time	20 ms
Release time	20 ms

[Uc] control circuit voltage	48 V AC
Safety reliability data	B10d = 100000
Colour of cover	Standard
Local signalling	Flag
Product weight	0.04 lb(US) (0.02 kg)
Device presentation	Complete product

Environment

Vibration resistance	3 gn (f = 10...150 Hz), amplitude +/- 0.75 mm (in operation) 5 gn (f = 10...150 Hz), amplitude +/- 0.75 mm (not in operation)
IP degree of protection	IP40
Shock resistance	20 gn in operation 100 gn not in operation
Protection category	RT I
Standards	IEC 61810-1 UL 508 CSA C22.2 No 14
Product certifications	CSA RoHS CE EAC UL REACH China RoHS
Pollution degree	2
Overvoltage category	III
Ambient air temperature for storage	-40...185 °F (-40...85 °C)
Ambient air temperature for operation	-40...158 °F (-40...70 °C)
Relative humidity	10...85 %
Torque value	0.8 N.m

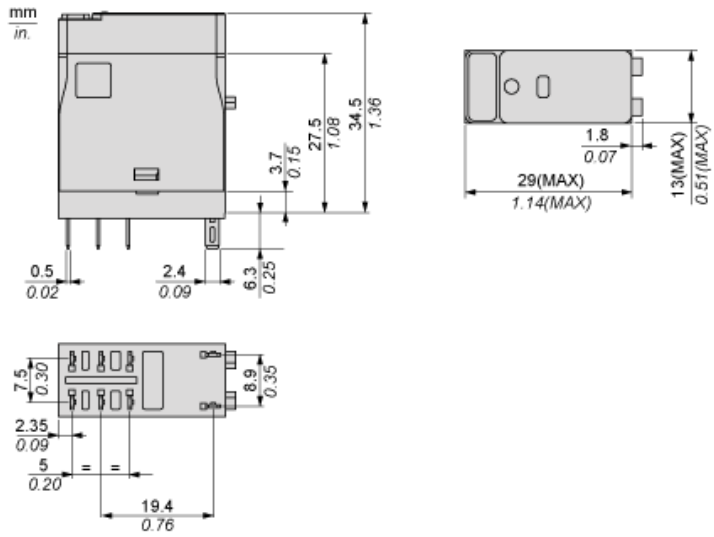
Ordering and shipping details

Category	21127 - ZELIO ICE CUBE RELAYS
Discount Schedule	CP2
GTIN	00785901949145
Nbr. of units in pkg.	10
Package weight(Lbs)	5.000000000000003E-2
Returnability	N
Country of origin	CN

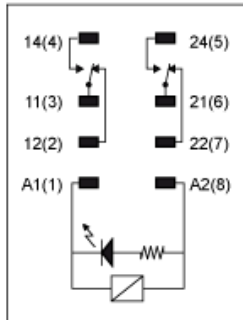
Offer Sustainability

Sustainable offer status	Green Premium product
RoHS (date code: YYWW)	Compliant - since 1426 - Schneider Electric declaration of conformity Schneider Electric declaration of conformity
REACH	Reference not containing SVHC above the threshold
Product environmental profile	Available
Product end of life instructions	Need no specific recycling operations
California proposition 65	WARNING: This product can expose you to chemicals including:
----- Substance 1	Nickel compounds, which is known to the State of California to cause cancer, and
----- Substance 2	Di-isodecyl phthalate (DIDP), which is known to the State of California to cause birth defects or other reproductive harm.
----- More information	For more information go to www.p65warnings.ca.gov

Dimensions

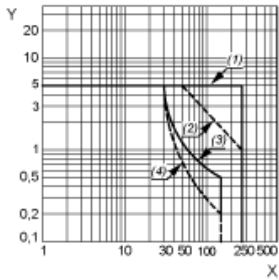


Wiring Diagram



Performance Curves

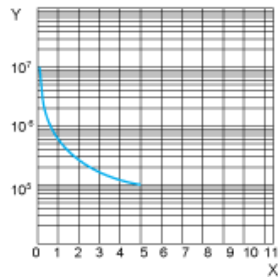
Maximum Switching Capacity



- X : Switching voltage (V)
- Y : Switching current (A)
- (1) AC Resistive Load
- (2) AC Inductive Load $\cos(\phi)=0.4$
- (3) DC Resistive Load
- (4) DC Inductive Load (L/R=7ms)

Life Expectancy

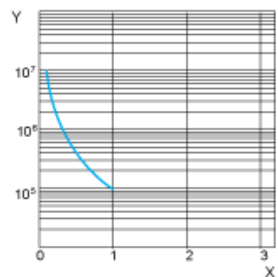
Resistive Load



- X : Contact Current (A)
- Y : Operating Cycle Number

Life Expectancy

Inductive Load



- X : Contact Current (A)
- Y : Operating Cycle Number

NOTE: These are typical curves, actual durability depends on load, environment, duty cycle, etc.

Coil Operating Range

AC Coil Operating Range VS Ambient Temperature



- X : Ambient temperature (°C)
- Y : Coil voltage (U/Uc)
- (1) Permitted operating range area

Mouser Electronics

Authorized Distributor

Click to View Pricing, Inventory, Delivery & Lifecycle Information:

[Schneider Electric:](#)

[RXG23E7](#)