



Product availability: Stock - Normally stocked in distribution facility



Main

Range of product	Modicon M171/M172
Product or component type	Controller
Product specific application	HVAC and pumping solution
Variant	Programmable
Total inputs/outputs	22
Discrete input number	6
Discrete output number	1For open collector 3For relay outputs SPST with same common 2For relay outputs SPST with independent common
Discrete output current	2 AFor relay
Analogue input number	3 analog input NTC 2 configurable
Analogue output number	3 voltage 0...10 V 2 PWM/PPM 20 kHz, 12 V, 35 mA

Complementary

Number of port	1 LAN expansion bus 1 RS485 - screw terminal block (Modbus serial link)
Input/output number	5 analog output(s) 6 digital input(s) 5 analog input(s) 6 digital output(s)
Discrete input logic	Sink or source (positive/negative)
Contacts usage	Volt-free contacts
Analogue input type	Voltage 0...1 V Temperature probe - 50...100 °C - resolution: 0.1 °C Voltage 0...5 V (ratiometric) Voltage 0...10 V Current 0...20 mA/4...20 mA
Sensor power supply	12 V DC at 85 mA 5 V DC at 20 mA
[Us] rated supply voltage	24 V 12...24 V AC
Realtime clock	Built-in clock at -20...55 °C
Display type	Four 7-segment display units
Overvoltage category	II
Local signalling	6 LEDs (red) 5 LEDs (green) Programmable: 7 LEDs (amber)
Mounting support	DIN rail
Width	2.76 in (70.2 mm)
Height	3.43 in (87 mm)
Depth	2.43 in (61.6 mm)
Product weight	0.42 lb(US) (0.19 kg)

The information provided in this documentation contains general descriptions and/or technical characteristics of the performance of the products contained herein. This documentation is not intended as a substitute for and is not to be used for determining suitability or reliability of these products for specific user applications. It is the duty of any such user or integrator to perform the appropriate and complete risk analysis, evaluation and testing of the products with respect to the relevant specific application or use thereof. Neither Schneider Electric Industries SAS nor any of its affiliates or subsidiaries shall be responsible or liable for misuse of the information contained herein.

Environment

Directives	2006/95/EC - low voltage directive 86/188/EEC - physical agents (noise) directive 2011/65/EU - RoHS directive 1907/2006/EC - REACH directive
Standards	EN/IEC 60730
Product certifications	CE CSA CURus EAC
Ambient air temperature for operation	-4...131 °F (-20...55 °C) conforming to UL 60730-1
Ambient air temperature for storage	-40...185 °F (-40...85 °C)
Relative humidity	10...90 % non-condensing
IP degree of protection	IP20
Pollution degree	2

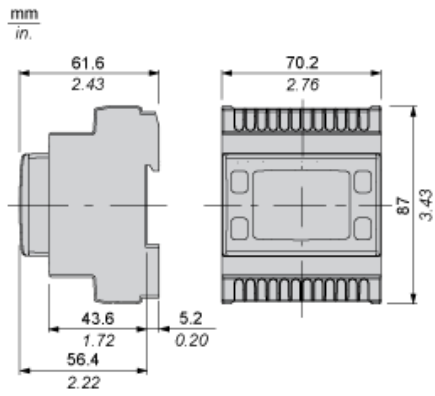
Ordering and shipping details

Category	22537 - M171 / M172 HVAC CONTROLLERS
Discount Schedule	PC12
GTIN	00785901705864
Nbr. of units in pkg.	1
Package weight(Lbs)	0.5899999999999997
Returnability	Y
Country of origin	IT

Offer Sustainability

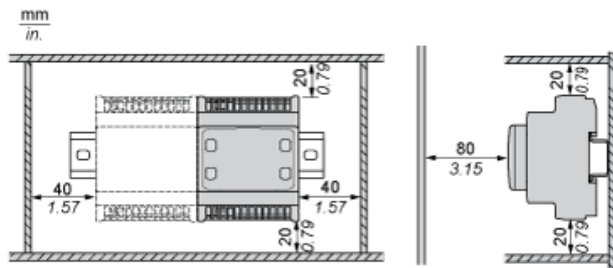
Sustainable offer status	Green Premium product
RoHS (date code: YYWW)	Compliant - since 1429 - Schneider Electric declaration of conformity Schneider Electric declaration of conformity
REACH	Reference not containing SVHC above the threshold
Product environmental profile	Available
Product end of life instructions	Available
California proposition 65	WARNING: This product can expose you to chemicals including:
----- Substance 1	Lead and lead compounds which is known to the State of California to cause cancer and birth defects or other reproductive harm.
----- More information	For more information go to www.p65warnings.ca.gov

Dimensions

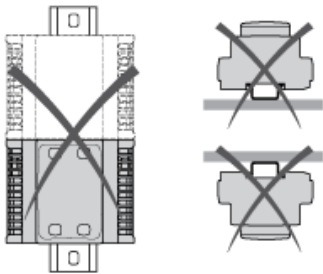


Mounting and Clearance

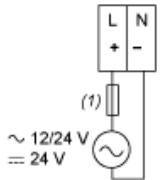
Clearance



Misplacement

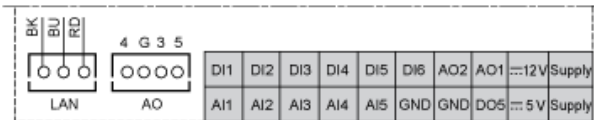
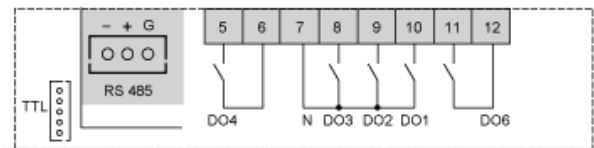
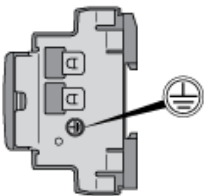


Power Supply



(1) Type T fuse (Controller: 1.25 A , Expansion: 1 A)

Wiring Diagram



- N : Neutral
- GND Ground
- BK : Black
- BU : Blue
- RD : Red
- AI : Analogue input
- AO : Analogue output
- DI : Digital input
- DO : Digital output

Mouser Electronics

Authorized Distributor

Click to View Pricing, Inventory, Delivery & Lifecycle Information:

[Schneider Electric:](#)

[TM171OBM22R](#)