

XCSDMC5902EX

Coded magnetic switch, Telemecanique
Safety switches XCS, XCSDMC, 1 NC+1 NO,
staggered, cable 2 m



Main

Range of Product	Telemecanique Safety switches XCS
Product or Component Type	Coded magnetic switch
Device short name	XCSDMC
Material	Plastic
Contacts type and composition	1 NC + 1 NO
Contact operation	Staggered
Electrical Connection	Pre-cabled
Cable composition	4 x 0.25 mm ²
Cable length	6.56 ft (2 m)
Design	Rectangular, compact
Size	51 x 16 x 7 mm
Number of poles	2

Complementary

[Sa] assured operating distance	0.20 in (5 mm)
[Sar] assured tripping distance	0.59 in (15 mm)
Approach directions	3 directions
[Ue] rated operational voltage	24 V DC
Maximum [Ie] rated operational current	100 mA
[Ui] rated insulation voltage	100 V DC
[Uimp] rated impulse withstand voltage	2.5 kV EN/IEC 60947-5-1
Resistance across terminals	10 Ohm
Short-circuit protection	500 mA external cartridge fuse gG (gl)
Contacts material	Rhodium
Electrical durability	1200000 cycles
Maximum switching voltage	100 V DC
Switching capacity in mA	0.1...100 mA
Insulation resistance	1000 MOhm
Breaking capacity	10 VA
Switching frequency	150 Hz
Net Weight	0.22 lb(US) (0.101 kg)

Environment

Safety level	Can reach category 4 with the appropriate monitoring system and correctly wired EN/ISO 13849-1 Can reach PL = e with the appropriate monitoring system and correctly wired EN/ISO 13849-1 Can reach SIL 3 with the appropriate monitoring system and correctly wired IEC 61508
Safety reliability data	B10d = 50000000 value given for a life time of 20 years limited by mechanical or contact wear
Protective treatment	TH
Ambient air temperature for operation	-13...185 °F (-25...85 °C)
Ambient Air Temperature for Storage	-40...185 °F (-40...85 °C)
Vibration resistance	10 gn 10...150 Hz)IEC 60068-2-6
Shock resistance	30 gn 11 ms IEC 60068-2-27

Maximum sensitivity to magnetic fields	0.3 mT
Electrical shock protection class	Class II IEC 60536
IP degree of protection	IP66 conforming to IEC 60529 IP67 conforming to IEC 60529
Enclosure Material	Thermoplastic PBT
Cable material	PVC
Dust zone	Zone 0 - 1 - 2/20 - 21 - 22 According to protection mode mD, tD and ia
Product Certifications	INERIS 07ATEX0036
Standards	EN 60079-0 EN 60079-11 EN 60079-18 EN 60079-31 EN/ISO 13849-1
Directives	2014/34/EU - ATEX directive




Ordering and shipping details

Category	22411 - LIMIT SWITCHES,IEC,XCKJ
Discount Schedule	T
GTIN	3389118299405
Nbr. of units in pkg.	1
Package weight(Lbs)	3.92 oz (111 g)
Returnability	No
Country of origin	FR

Packing Units

Unit Type of Package 1	PCE
Package 1 Height	0.79 in (2 cm)
Package 1 width	5.51 in (14 cm)
Package 1 Length	5.51 in (14 cm)
Unit Type of Package 2	S02
Number of Units in Package 2	20
Package 2 Weight	5.69 lb(US) (2.579 kg)
Package 2 Height	5.91 in (15 cm)
Package 2 width	11.81 in (30 cm)
Package 2 Length	15.75 in (40 cm)

Offer Sustainability

California proposition 65	WARNING: This product can expose you to chemicals including: Diisononyl phthalate (DINP), which is known to the State of California to cause cancer, and Di-isodecyl phthalate (DIDP), which is known to the State of California to cause birth defects or other reproductive harm. For more information go to www.P65Warnings.ca.gov
REACH Regulation	 REACH Declaration
REACH free of SVHC	Yes
EU RoHS Directive	Pro-active compliance (Product out of EU RoHS legal scope)  EU RoHS Declaration
Toxic heavy metal free	Yes
Mercury free	Yes
RoHS exemption information	 Yes

Contractual warranty

Warranty	18 months
----------	-----------

Mouser Electronics

Authorized Distributor

Click to View Pricing, Inventory, Delivery & Lifecycle Information:

[Schneider Electric:](#)

[XCSDMC5902EX](#)