

BMH0701P36A2A

servo motor BMH - 1.2 Nm - 8000 rpm - keyed shaft - without brake - IP65/IP67



Product availability: Stock - Normally stocked in distribution facility



Main

Product or component type	Servo motor
Device short name	BMH
Maximum mechanical speed	8000 rpm
Continuous stall torque	12.39 lbf.in (1.4 N.m) LXM32.D12N4 3 A at 400 V three phase 12.39 lbf.in (1.4 N.m) LXM32.D12N4 3 A at 480 V three phase 10.62 lbf.in (1.2 N.m) for LXM32.U60N4 1.5 A at 400 V three phase 10.62 lbf.in (1.2 N.m) for LXM32.U60N4 1.5 A at 480 V three phase
Peak stall torque	37.17 lbf.in (4.2 N.m) for LXM32.U60N4 1.5 A at 400 V three phase 37.17 lbf.in (4.2 N.m) for LXM32.U60N4 1.5 A at 480 V three phase 37.17 lbf.in (4.2 N.m) for LXM32.D12N4 3 A at 400 V three phase 37.17 lbf.in (4.2 N.m) for LXM32.D12N4 3 A at 480 V three phase
Nominal output power	700 W LXM32.D12N4 3 A at 400 V three phase 700 W LXM32.D12N4 3 A at 480 V three phase 350 W for LXM32.U60N4 1.5 A at 400 V three phase 350 W for LXM32.U60N4 1.5 A at 480 V three phase
Nominal torque	9.73 lbf.in (1.1 N.m) for LXM32.U60N4 1.5 A at 400 V three phase 9.73 lbf.in (1.1 N.m) for LXM32.U60N4 1.5 A at 480 V three phase 11.5 lbf.in (1.3 N.m) for LXM32.D12N4 3 A at 400 V three phase 11.5 lbf.in (1.3 N.m) for LXM32.D12N4 3 A at 480 V three phase
Nominal speed	5000 rpm LXM32.D12N4 3 A at 400 V three phase 3000 rpm for LXM32.U60N4 1.5 A at 480 V three phase 5000 rpm LXM32.D12N4 3 A at 480 V three phase 3000 rpm for LXM32.U60N4 1.5 A at 400 V three phase
Product compatibility	LXM32.U60N4 at 400...480 V three phase LXM32.D12N4 at 400...480 V three phase
Shaft end	Keyed
IP degree of protection	IP65 (standard) IP67 (with IP67 kit)
Speed feedback resolution	32768 points/turn
Holding brake	Without
Mounting support	International standard flange
Electrical connection	Rotatable right-angled connectors

The information provided in this documentation contains general descriptions and/or technical characteristics of the products of the performance of the products contained herein. This documentation is not intended as a substitute for and is not to be used for determining suitability or reliability of these products for specific user applications. It is the duty of any such user or integrator to perform the appropriate and complete risk analysis, evaluation and testing of the products with respect to the relevant specific application or use thereof. Neither Schneider Electric Industries SAS nor any of its affiliates or subsidiaries shall be responsible or liable for misuse of the information contained herein.


Complementary

Range compatibility	Lexium 32
[Us] rated supply voltage	480 V
Phase	Three phase
Continuous stall current	1.78 A
Continuous power	1.05 W
Maximum current Irms	6 A LXM32.U60N4 6 A for LXM32.D12N4
Maximum permanent current	5.97 A
Second shaft	Without second shaft end
Shaft diameter	0.43 in (11 mm)
Shaft length	0.91 in (23 mm)
Key width	0.71 in (18 mm)
Feedback type	Single turn SinCos Hiperface
Motor flange size	2.76 in (70 mm)
Number of motor stacks	1
Torque constant	0.79 N.m/A at 248 °F (120 °C)
Back emf constant	50.72 V/krpm at 248 °F (120 °C)
Number of motor poles	10
Rotor inertia	0.59 kg.cm ²
Stator resistance	8.3 Ohm at 68 °F (20 °C)
Stator inductance	23.4 mH at 68 °F (20 °C)
Stator electrical time constant	2.8 ms at 68 °F (20 °C)
Maximum radial force Fr	360 N at 6000 rpm 380 N at 5000 rpm 410 N at 4000 rpm 460 N at 3000 rpm 520 N at 2000 rpm 660 N at 1000 rpm
Maximum axial force Fa	0.2 x Fr
Type of cooling	Natural convection
Length	4.8 in (122 mm)
Centring collar diameter	2.36 in (60 mm)
Centring collar depth	0.1 in (2.5 mm)
Number of mounting holes	4
Mounting holes diameter	0.22 in (5.5 mm)
Circle diameter of the mounting holes	3.23 in (82 mm)
Product weight	3.53 lb(US) (1.6 kg)

Ordering and shipping details

Category	18282 - LEXIUM 32 MOTORS
Discount Schedule	PC53
GTIN	00785901769491
Nbr. of units in pkg.	1
Package weight(Lbs)	4.889999999999997
Returnability	Y
Country of origin	DE

Offer Sustainability

Sustainable offer status	Green Premium product
RoHS (date code: YYWW)	Compliant - since 0936 - Schneider Electric declaration of conformity  Schneider Electric declaration of conformity
REACH	Reference not containing SVHC above the threshold
Product environmental profile	Available
Product end of life instructions	Need no specific recycling operations
California proposition 65	WARNING: This product can expose you to chemicals including:

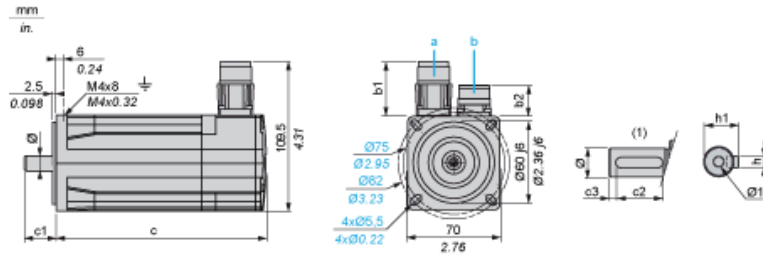
----- Substance 1	Lead and lead compounds, which is known to the State of California to cause cancer and birth defects or other reproductive harm.
----- More information	For more information go to www.p65warnings.ca.gov

Contractual warranty

Warranty period	18 months
-----------------	-----------

Servo Motors Dimensions

Example with Straight Connectors



- a: Power supply for servo motor brake
- b: Power supply for servo motor encoder
- (1) Shaft end, keyed slot (optional)

Dimensions in mm

Straight connectors		Rotatable angled connectors		c (without brake)	c (with brake)	c1	c2	c3	h	h1	Ø	Ø1 for screws
b1	b2	b1	b2									
39.5	25.5	39.5	39.5	122	161	23	18	2.5	4 h9	12.5 ⁺⁰ _{-0.13}	11 k6	M4 x 14

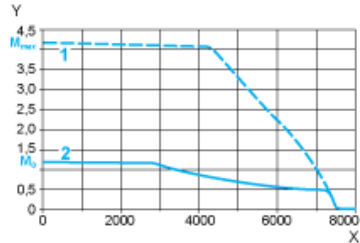
Dimensions in in.

Straight connectors		Rotatable angled connectors		c (without brake)	c (with brake)	c1	c2	c3	h	h1	Ø	Ø1 for screws
b1	b2	b1	b2									
1.55	1	1.55	1.55	4.80	6.33	0.90	0.70	0.09	0.16 h9	0.49 ⁺⁰ _{-0.0051}	0.43 k6	M4 x 0.55

400 V 3-Phase Supply Voltage

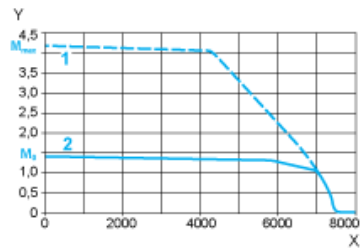
Torque/Speed Curves

Servo motor with LXM32•U60N4 servo drive



- X Speed in rpm
- Y Torque in Nm
- 1 Peak torque
- 2 Continuous torque

Servo motor with LXM32•D12N4 servo drive

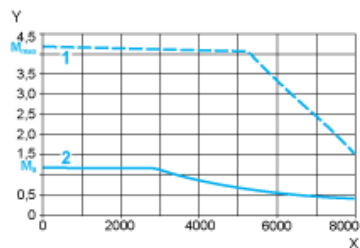


- X Speed in rpm
- Y Torque in Nm
- 1 Peak torque
- 2 Continuous torque

480 V 3-Phase Supply Voltage

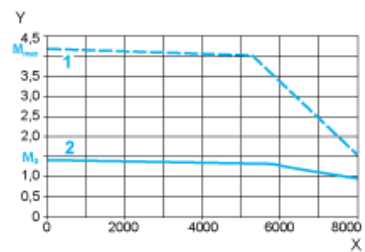
Torque/Speed Curves

Servo motor with LXM32•U60N4 servo drive



- X Speed in rpm
- Y Torque in Nm
- 1 Peak torque
- 2 Continuous torque

Servo motor with LXM32•D12N4 servo drive



- X Speed in rpm
- Y Torque in Nm
- 1 Peak torque
- 2 Continuous torque

Mouser Electronics

Authorized Distributor

Click to View Pricing, Inventory, Delivery & Lifecycle Information:

[Schneider Electric:](#)

[BMH0701P36A2A](#)