


# RSL1GB4JD

Harmony, Slim interface plug-in relay, 6 A, 1 CO,  
low level, 12 V DC

Product availability: Non-Stock - Not normally stocked in distribution facility

Price\*: 7.56 USD



## Main

Range of product	Harmony Electromechanical Relays
Series name	Slim interface relay
Product or Component Type	Plug-in relay
Device short name	RSL
Contacts type and composition	1 C/O
Contact operation	Low level
[Uc] control circuit voltage	12 V DC
[Ithe] conventional enclosed thermal current	6 A -40...131 °F (-40...55 °C)
Status LED	Without
Control Type	Without push-button

## Complementary

Shape of pin	Flat (PCB type)
Average resistance	848 Ohm at 73 °F (23 °C) +/- 10 %
Rated operational voltage limits	9...16.8 V DC
[Ui] rated insulation voltage	250 V EN/IEC 277 V cUL
[Uimp] rated impulse withstand voltage	6 KV IEC
Contacts material	Silver alloy - gold plated (AgSnO2)
[Ie] rated operational current	6 A AC-1/(DC-1)IEC/UL
Minimum switching current	1 MA
Maximum switching voltage	277 V
Switching voltage	24 V
Maximum switching capacity	1500 VA 50 W
Minimum switching capacity	24 mW
Operating rate	<= 360 cycles/hour under load <= 18000 cycles/hour no-load
Mechanical durability	10000000 Cycles
Electrical durability	60000 Cycles, 6 A at 250 V, AC-1 C/O
Operating time	5 ms reset 12 ms

Protection category	RT III
Test levels	Level A
Operating position	Any position
Width	0.20 In (5 mm)
Height	1.10 In (28 mm)
Depth	0.73 In (18.5 mm)
Terminals description ISO n°1	(11-12-14)OC (A1-A2)CO
Product Weight	0.01 Lb(US) (0.0054 kg)
Load current	6 A 250 V AC 0.5 mm mounting distance
Average coil consumption	0.17 W
Drop-out voltage threshold	>= 0.05 Uc
Safety reliability data	B10d = 60000
Mounting Support	Socket or PCB
Device presentation	Complete product

## Environment

Dielectric strength	1000 V AC between contacts 4000 V AC between coil and contact
Standards	CSA C22.2 No 14 EN/IEC 61810-1 UL 508
Product Certifications	UL CSA EAC
Ambient Air Temperature for Storage	-40...158 °F (-40...70 °C)
Vibration resistance	+/- 1 mm 10...55 Hz)EN/IEC 60068-2-6
IP degree of protection	IP40 conforming to EN/IEC 60529
Shock resistance	5 gn 11 ms) not operating EN/IEC 60068-2-27 5 gn 11 ms) in operation EN/IEC 60068-2-27
Ambient air temperature for operation	-40...131 °F (-40...55 °C)

## Ordering and shipping details

Category	21127 - ZELIO ICE CUBE RELAYS
Discount Schedule	CP2
GTIN	3606480077944
Nbr. of units in pkg.	1
Package weight(Lbs)	0.18 Oz (5 g)
Returnability	No

## Packing Units

Unit Type of Package 1	PCE
Package 1 Height	1.97 In (5 cm)
Package 1 width	7.48 In (19 cm)
Package 1 Length	11.02 In (28 cm)
Unit Type of Package 2	S01
Number of Units in Package 2	250
Package 2 Weight	4.24 Lb(US) (1.925 kg)
Package 2 Height	5.91 In (15 cm)
Package 2 width	5.91 In (15 cm)
Package 2 Length	15.75 In (40 cm)

## Offer Sustainability

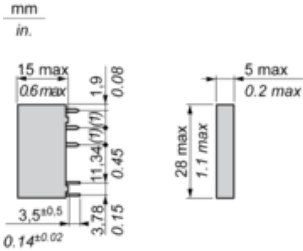
California proposition 65	WARNING: This product can expose you to chemicals including: Nickel compounds, which is known to the State of California to cause cancer, and Di-isodecyl phthalate (DIDP), which is known to the State of California to cause birth defects or other reproductive harm. For more information go to <a href="http://www.P65Warnings.ca.gov">www.P65Warnings.ca.gov</a>
EU RoHS Directive	Pro-active compliance (Product out of EU RoHS legal scope) <a href="#">EU RoHS Declaration</a>
Toxic heavy metal free	Yes
Mercury free	Yes
RoHS exemption information	<a href="#">Yes</a>
China RoHS Regulation	<a href="#">China RoHS Declaration</a>
Environmental Disclosure	<a href="#">Product Environmental Profile</a>
Circularity Profile	<a href="#">End Of Life Information</a>

## Contractual warranty

Warranty	18 months
----------	-----------

Dimensions

Relay with Flat Pins (PCB Type)



(1): 5.04 mm / 0.19 in.

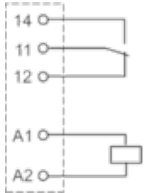
---

Wiring Diagram

---

Relay with Flat Pins (PCB Type)

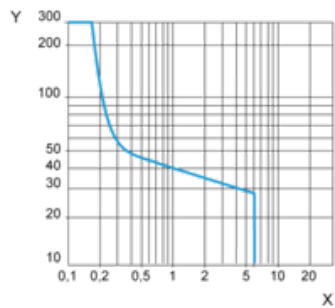
1 C/O contact



Curves for Resistive Load

Maximum Switching Capacity on DC Load

Resistive load

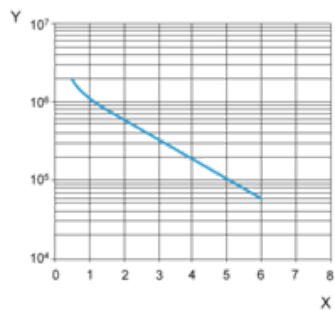


X DC Current

Y DC Voltage

Electrical Durability

Only tested at 6A/250VAC, projection for the rest  
250 Vac Resistive load



X Switching current (A)

Y Cycles

Note : These are typical curves, actual durability depends on load, environment, duty cycle, etc.

Product Life Status : **Commercialised**

# Mouser Electronics

Authorized Distributor

Click to View Pricing, Inventory, Delivery & Lifecycle Information:

[Schneider Electric:](#)

[RSL1GB4JD](#)