

# RXG21P7PV

Harmony, Interface plug-in relay pre-assembled, 5 A, 2 CO, with lockable test button, with protection circuit, 230 V AC



## Main

Range of Product	Harmony Electromechanical Relays
Series name	Interface relay
Product or Component Type	Pre-assembled plug-in relay with socket
Device short name	RXG
Contacts type and composition	2 C/O

## Complementary

Status LED	Without
Contacts material	Silver alloy (AgSnO <sub>2</sub> In <sub>2</sub> O <sub>3</sub> )
Maximum contact resistance	100 mOhm
[I <sub>th</sub> e] conventional enclosed thermal current	5 A
[I <sub>e</sub> ] rated operational current	5 A 30 V DC) UL 5 A 30 V DC) IEC 5 A 250 V AC) IEC 5 A 250 V AC) UL
Maximum switching voltage	250 V
Load current	5 A
Maximum switching capacity	1250 VA AC 150 W DC
Minimum switching capacity	50 mW at 10 mA, 5 V DC
Operating rate	<= 1800 cycles/hour under load <= 18000 cycles/hour no-load
Utilisation coefficient	20 %
Mechanical durability	10000000 cycles
Electrical durability	100000 cycles resistive
[U <sub>i</sub> ] rated insulation voltage	250 V IEC
[U <sub>imp</sub> ] rated impulse withstand voltage	6 kV 1.2/50 µs between coil and contact 4 kV 1.2/50 µs between poles 1.2 kV 1.2/50 µs between contacts 2.5 kV 1.2/50 µs between terminals and LTB area 1.5 kV 1.2/50 µs between terminals and base
Dielectric strength	1000 V AC between contacts with micro disconnection 1300 V between terminals and base with basic insulation 3000 V between terminals and LTB area with basic insulation 3000 V AC between poles with basic insulation 5000 V AC between coil and contact with reinforced insulation
Coil resistance	23500 Ohm +/- 15 %
Insulation resistance	1000 MOhm at 500 V DC
Test levels	Level A
Mounting position	Any position
Average coil consumption	0.96 VA AC 50-60 Hz
Drop-out voltage threshold	>= 0.3 U <sub>c</sub> AC
Coil insulation class	Class F
Operate time	20 ms

Release time	20 ms
[Uc] control circuit voltage	230 V AC 50/60 Hz
Safety reliability data	B10d = 100000
Colour of cover	Transparent
Control Type	Lockable test button
Torque Value	7.08 Lbf.in (0.8 N.m) 7.0 lbf.in (0.79 N.m)
Connections - terminals	Connector, 1 x 0.25...1 x 2.5 mm <sup>2</sup> AWG 22...AWG 14) flexible with cable end Connector, 2 x 0.25...2 x 1 mm <sup>2</sup> AWG 22...AWG 17) flexible with cable end Connector, 1 x 0.5...1 x 2.5 mm <sup>2</sup> AWG 20...AWG 14) solid without cable end Connector, 2 x 0.5...2 x 1.5 mm <sup>2</sup> AWG 20...AWG 16) solid without cable end
Net Weight	0.14 lb(US) (0.065 kg)
Device presentation	Complete product

## Environment

Vibration resistance	3 gn +/- 1.5 mm 10...150 Hz)in operation 5 gn +/- 1.5 mm 10...150 Hz)not in operation
IP Degree of Protection	IP20
Shock resistance	20 gn in operation 100 gn not in operation
Protection category	RT I
Standards	IEC 61810-1 CSA C22.2 No 14 UL 508 IEC 61984
Product Certifications	EAC CSA UL CE DNV-GL
Pollution degree	2
Overvoltage category	III
Ambient Air Temperature for Storage	-40...185 °F (-40...85 °C)
Ambient air temperature for operation	-40...158 °F (-40...70 °C)
Relative humidity	10...85 %

## Ordering and shipping details

Category	21127 - ZELIO ICE CUBE RELAYS
Discount Schedule	CP2
GTIN	3606489562878
Nbr. of units in pkg.	1
Package weight(Lbs)	2.36 oz (67 g)
Returnability	No

## Packing Units

Unit Type of Package 1	PCE
Package 1 Height	3.13 in (7.96 cm)
Package 1 width	0.61 in (1.56 cm)
Package 1 Length	2.83 in (7.2 cm)
Unit Type of Package 2	BB1
Number of Units in Package 2	30
Package 2 Weight	4.70 lb(US) (2.13 kg)
Package 2 Height	0.39 in (1 cm)
Package 2 width	6.69 in (17 cm)
Package 2 Length	10.63 in (27 cm)
Unit Type of Package 3	S03
Number of Units in Package 3	180
Package 3 Weight	29.59 lb(US) (13.42 kg)
Package 3 Height	11.81 in (30 cm)

Package 3 width	11.81 in (30 cm)
Package 3 Length	15.75 in (40 cm)

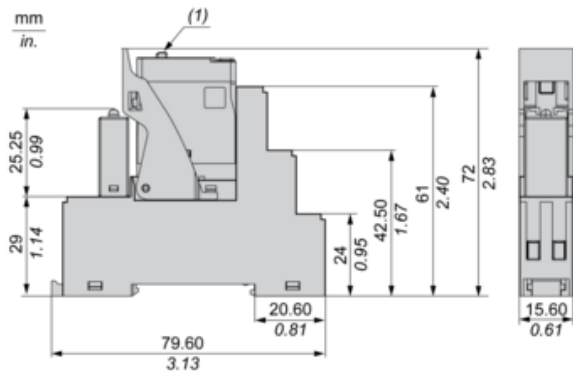
### Offer Sustainability

California proposition 65	WARNING: This product can expose you to chemicals including: Nickel compounds, which is known to the State of California to cause cancer, and Di-isodecyl phthalate (DIDP), which is known to the State of California to cause birth defects or other reproductive harm. For more information go to <a href="http://www.P65Warnings.ca.gov">www.P65Warnings.ca.gov</a>
EU RoHS Directive	Pro-active compliance (Product out of EU RoHS legal scope) <a href="#">EU RoHS Declaration</a>
Toxic heavy metal free	Yes
Mercury free	Yes
RoHS exemption information	<a href="#">Yes</a>
China RoHS Regulation	<a href="#">China RoHS Declaration</a>
Environmental Disclosure	<a href="#">Product Environmental Profile</a>
WEEE	The product must be disposed on European Union markets following specific waste collection and never end up in rubbish bins.

### Contractual warranty

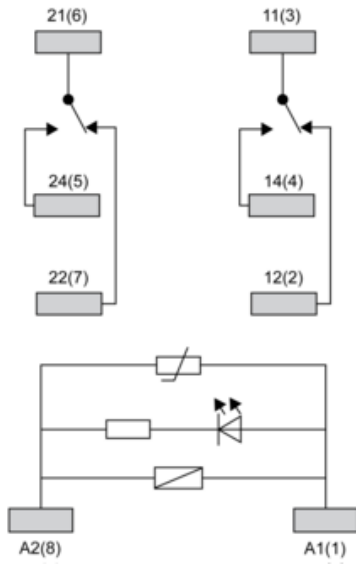
Warranty	18 months
----------	-----------

Dimensions



(1) Push button (if any)

## Wiring Diagram



Performance Curves

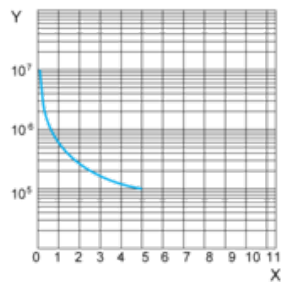
Maximum Switching Capacity



- X : Switching voltage (V)
- Y : Switching current (A)
- (1) AC Resistive Load
- (2) AC Inductive Load  $\cos(\phi)=0.4$
- (3) DC Resistive Load
- (4) DC Inductive Load ( $L/R=7\text{ms}$ )

Life Expectancy

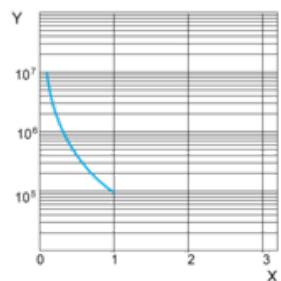
Resistive Load



- X : Contact Current (A)
- Y : Operating Cycle Number

Life Expectancy

Inductive Load



- X : Contact Current (A)
- Y : Operating Cycle Number

NOTE: These are typical curves, actual durability depends on load, environment, duty cycle, etc.

Coil Operating Range

## AC Coil Operating Range VS Ambient Temperature



X : Ambient temperature (°C)

Y : Coil voltage (U/Uc)

(1) Permitted operating range area

# Mouser Electronics

Authorized Distributor

Click to View Pricing, Inventory, Delivery & Lifecycle Information:

[Schneider Electric:](#)

[RXG21P7PV](#)