



Main

Product Type	Power relay
Switch Function	SPST-NO-DM
Contact Composition	2 NO

Complementary

Input Current	30 A
Contacts Material	Silver alloy contacts
Minimum Switching Current	100 mA 5 V DC
Coil Resistance	400 Ohm
Input voltage	24 V DC
Drop-out Voltage Threshold	$\geq 0.1 U_c$ AC/DC
Rated Operational Current	30 A at 300 V AC (on resistive load) conforming to UL 10 A at 600 V AC (on resistive load) conforming to UL 30 A at 28 V DC (on resistive load) conforming to UL 22 A at 120 V AC (full load) conforming to UL 25 A at 277 V AC (ballast) conforming to UL 30 A at 250 V AC-1 (NO/NC) conforming to IEC 30 A at 28 V DC-1 (NO/NC) conforming to IEC
Power consumption in W	1.3 W DC
Power consumption in VA	2 VA AC
Voltage Range	0.8...1.1 U_c DC
Maximum Switching Voltage	600 V AC
Motor Power HP	1.5 Hp 200...600 V AC 50/60 Hz 1 hp 120...200V AC 50/60 Hz
Connections Terminals	Quick
Mounting	Flange
Product Weight	2.96 oz (84 g)

Environment

Ambient Air Temperature for Operation	-22...131 °F (-30...55 °C)
Ambient Air Temperature for Storage	-22...185 °F (-30...85 °C)
Product Certifications	CURus CSA CE
Electrical Durability	100000 Cycles resistive load 50000 cycles resistive DC load
Mechanical Durability	5000000 cycles
Dielectric Strength	2200 V AC between coil and contact 2200 V AC between poles 1600 V AC between contacts

Ordering and shipping details

GTIN	3606480276743
Nbr. of units in pkg.	1
Package weight(Lbs)	2.96 oz (84.0 g)

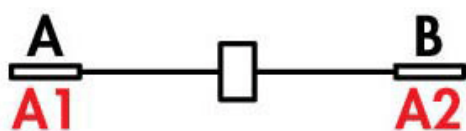
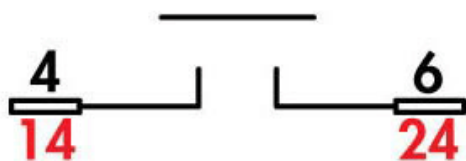
Packing Units

Unit Type of Package 1	PCE
Package 1 Height	2.90 in (7.36 cm)
Package 1 width	1.49 in (3.78 cm)
Package 1 Length	1.36 in (3.45 cm)
Unit Type of Package 2	BB1
Number of Units in Package 2	10
Package 2 Weight	29.63 oz (840.0 g)
Package 2 Height	1.57 in (4 cm)
Package 2 width	5.20 in (13.2 cm)
Package 2 Length	7.42 in (18.85 cm)
Unit Type of Package 3	S02
Number of Units in Package 3	60
Package 3 Weight	15.50 lb(US) (7.03 kg)
Package 3 Height	5.91 in (15 cm)
Package 3 width	11.81 in (30 cm)
Package 3 Length	15.75 in (40 cm)

Offer Sustainability

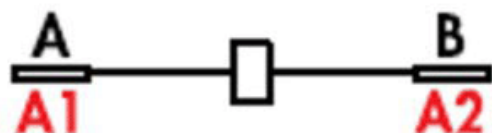
Sustainable offer status	Green Premium product
California proposition 65	WARNING: This product can expose you to chemicals including: Nickel compounds, which is known to the State of California to cause cancer, and Di-isodecyl phthalate (DIDP), which is known to the State of California to cause birth defects or other reproductive harm. For more information go to www.P65Warnings.ca.gov
REACH Regulation	REACH Declaration
REACH free of SVHC	Yes
EU RoHS Directive	Pro-active compliance (Product out of EU RoHS legal scope) EU RoHS Declaration
Toxic heavy metal free	Yes
Mercury free	Yes
RoHS exemption information	Yes
China RoHS Regulation	China RoHS Declaration
Environmental Disclosure	Product Environmental Profile
WEEE	The product must be disposed on European Union markets following specific waste collection and never end up in rubbish bins.

Connections and Wiring Diagrams



SPST-NO-(DM)

Connections and Wiring Diagrams



SPST-NO-(DM)

Mouser Electronics

Authorized Distributor

Click to View Pricing, Inventory, Delivery & Lifecycle Information:

[Schneider Electric:](#)

[389FHXXC1-24D](#)