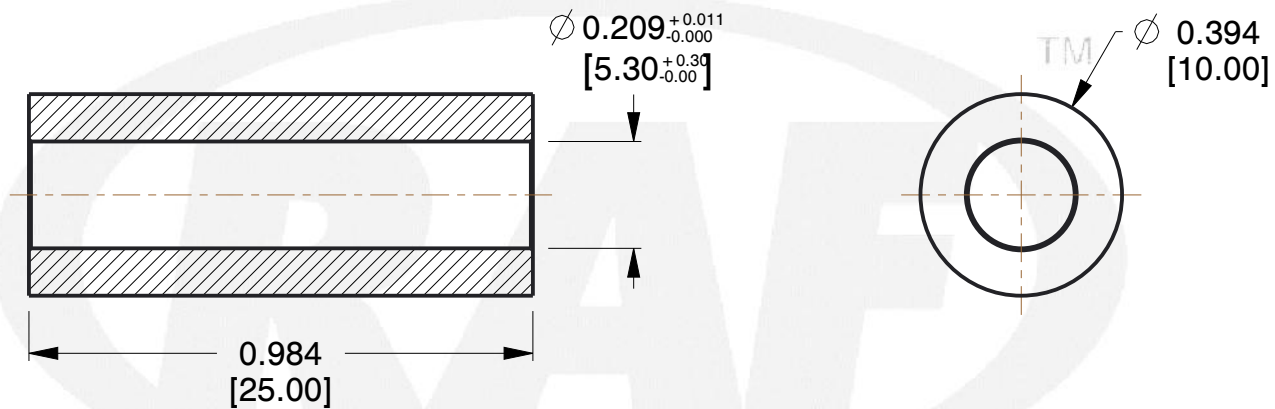




REV	CHANGE	DATE	DRN	CHK
	Drawn	02/06/17	SJ	T



**NOTES:**

1. Material : Nylon
2. Finish :
3. ASME Y14.5M - 2009
4. All Drawing Dimensions are in Inches [mm]
5. Unless otherwise specified; Edge Breaks, Radii or Countersinks 0.005-0.015

 95 Silvermine Rd., Seymour CT 06483 Tel: 203-888-2133, Fax: 203-888-9860	This Drawing is the Property of RAF. It contains confidential, proprietary information that is RAF property. Do not disclose to or duplicate for others except as authorized by RAF.	<b>TOLERANCES</b> ALL DIMENSIONS ARE INCHES (UNLESS OTHERWISE SPECIFIED) <b>METALLIC</b> LENGTHS <math>< 6</math> INCHES $\pm 0.005$ LENGTH $> 6</math> INCHES \pm 0.010         DIAMETERS: \pm 0.005 NON-METALLIC         LENGTH: \pm 0.010 DIAMETERS: \pm 0.010 INTERNAL THREADS:         MINIMUM THREAD DEPTH       $	COMPONENT	SPACERS	
			M0674-5-N		<b>SCALE</b>
			10MM ROUND SPACERS		2.67
					<b>SHEET</b>
			1 of 1		

# Mouser Electronics

Authorized Distributor

Click to View Pricing, Inventory, Delivery & Lifecycle Information:

[RAF Electronic Hardware:](#)

[M0674-5-N](#)