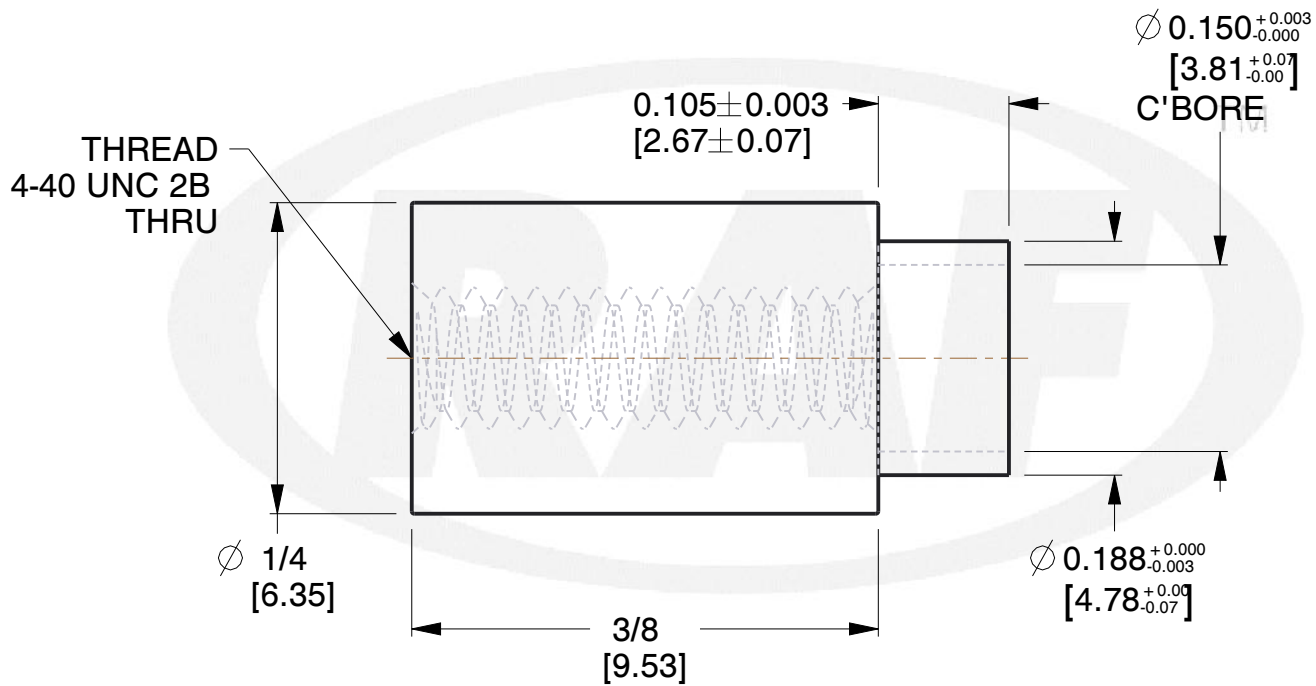




REV	CHANGE	DATE	DRN	CHK
	Drawn	12/30/16	SJ	T



**NOTES:**

1. Material : Aluminum
2. Finish :
3. ASME Y14.5M - 2009
4. All Drawing Dimensions are in Inches [mm]
5. Unless otherwise specified; Edge Breaks, Radii or Countersinks 0.005-0.015

 95 Silvermine Rd., Seymour CT 06483 Tel: 203-888-2133, Fax: 203-888-9860	This Drawing is the Property of RAF. It contains confidential, proprietary information that is RAF property. Do not disclose to or duplicate for others except as authorized by RAF.	<b>TOLERANCES</b> ALL DIMENSIONS ARE INCHES (UNLESS OTHERWISE SPECIFIED) <b>METALLIC</b> LENGTHS <math>< 6 \text{ INCHES}</math> $\pm 0.005$ LENGTH > $6 \text{ INCHES}$ $\pm 0.010$ DIAMETERS: $\pm 0.005$ <b>NON-METALLIC</b> LENGTH: $\pm 0.010$ DIAMETERS: $\pm 0.010$ <b>INTERNAL THREADS:</b> MINIMUM THREAD DEPTH	COMPONENT	STANDOFFS	
			<b>3049-B-440-AL</b>		<b>SCALE</b>
			1/4 ROUND SWAGE STANDOFFS		13.23
					<b>SHEET</b>
			1 of 1		

# Mouser Electronics

Authorized Distributor

Click to View Pricing, Inventory, Delivery & Lifecycle Information:

[RAF Electronic Hardware:](#)

[3049-B-440-AL](#)