

Sensor/actuator cable - SAC-4P-M 8MS/ 3,0-PUR/3P-M12FS - 1400326


Please be informed that the data shown in this PDF Document is generated from our Online Catalog. Please find the complete data in the user's documentation. Our General Terms of Use for Downloads are valid (<http://phoenixcontact.com/download>)



Sensor/actuator cable, 3-position, PUR halogen-free, black-gray RAL 7021, Plug straight M8, on Socket straight M12, A-coded, cable length: 3 m

RoHS

Key Commercial Data

| | |
|------------------------|---|
| Packing unit | 1 pc |
| Minimum order quantity | 50 pc |
| GTIN |  4 046356 484770 |
| GTIN | 4046356484770 |

Technical data

Dimensions

| | |
|-----------------|-----|
| Length of cable | 3 m |
|-----------------|-----|

Ambient conditions

| | |
|----------------------|------|
| Degree of protection | IP65 |
| | IP67 |
| | IP68 |

General

| | |
|-----------------------------|--------------|
| Rated current at 40°C | 4 A |
| Rated voltage | 48 V AC |
| | 60 V DC |
| Number of positions | 3 |
| Insulation resistance | ≥ 100 MΩ |
| Coding | A - standard |
| Status display | No |
| Overvoltage category | II |
| Degree of pollution | 3 |
| Insertion/withdrawal cycles | ≥ 100 |

Sensor/actuator cable - SAC-4P-M 8MS/ 3,0-PUR/3P-M12FS - 1400326

Technical data

Material

| | |
|--|---|
| Flammability rating according to UL 94 | HB |
| Contact material | CuSn |
| Contact surface material | Ni/Au |
| Contact carrier material | TPU GF |
| Material of grip body | TPU, hardly inflammable, self-extinguishing |
| Material, knurls | Zinc die-cast, nickel-plated |

Standards and Regulations

| | |
|--|----|
| Flammability rating according to UL 94 | HB |
|--|----|

Cable

| | |
|---|---|
| Cable type | PUR halogen-free black |
| Cable type (abbreviation) | PUR |
| Cable abbreviation | Li9Y11Y-HF |
| Conductor cross section | 4x 0.25 mm ² (Signal line) |
| AWG signal line | 24 |
| Conductor structure signal line | 32x 0.10 mm |
| Core diameter including insulation | 1.17 mm ±0.02 mm (Signal line) |
| Thickness, insulation | ≥ 0.21 mm (Core insulation) |
| | approx. 0.5 mm (Outer cable sheath) |
| Wire colors | brown, white, blue, black |
| Overall twist | 4 wires, twisted |
| External sheath, color | black-gray RAL 7021 |
| External cable diameter D | 3.95 mm ±0.15 mm |
| Smallest bending radius, fixed installation | 20 mm |
| Smallest bending radius, movable installation | 40 mm |
| Number of bending cycles | 10000000 |
| Bending radius | 44 mm |
| Traversing path | 10 m |
| Traversing rate | 3 m/s |
| Acceleration | 5 m/s ² |
| Cable weight | 23 kg/km |
| Outer sheath, material | PUR |
| Material conductor insulation | PP |
| Conductor material | Bare Cu litz wires |
| Insulation resistance | ≥ 100 GΩ*km (at 20 °C) |
| Conductor resistance | max. 78 Ω/km (at 20 °C) |
| Nominal voltage, cable | ≤ 300 V |
| Test voltage, cable | ≥ 3000 V |
| Special properties | Flexible cable conduit capable |
| | Silicone-free |
| | Free of substances which would hinder coating with paint or varnish |

Sensor/actuator cable - SAC-4P-M 8MS/ 3,0-PUR/3P-M12FS - 1400326

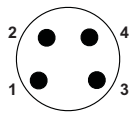
Technical data

Cable

| | |
|---------------------------------|--|
| Flame resistance | in accordance with UL 758/1581 FT2 |
| | DIN EN 60332-2-2 (20 s) |
| Halogen-free | in accordance with DIN VDE 0472 part 815 |
| Resistance to oil | in accordance with DIN EN 60811-2-1 |
| Other resistance | Highly resistant to acids, alkaline solutions and solvents |
| | hydrolysis and microbe resistant |
| | partly UV-resistant in accordance with DIN EN ISO 4892-2-A |
| Ambient temperature (operation) | -40 °C ... 80 °C (cable, fixed installation) |
| | -25 °C ... 80 °C (cable, flexible installation) |

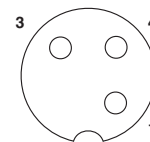
Drawings

Schematic diagram



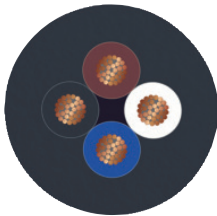
Pin assignment M8 plug, 4-pos., view male side

Schematic diagram



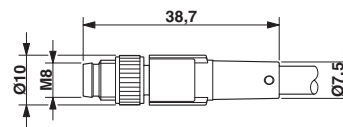
Pin assignment M12 socket, 3-pos., A-coded, view female side

Cable cross section



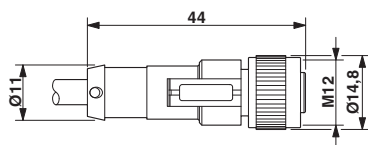
PUR halogen-free black [PUR]

Dimensional drawing




M8 x 1 male plug, straight version

Dimensional drawing



M12 x 1 socket, straight

Circuit diagram



Contact assignment of M8 plugs / M12 sockets

Phoenix Contact 2018 © - all rights reserved
<http://www.phoenixcontact.com>

PHOENIX CONTACT GmbH & Co. KG
Flachsmarktstr. 8
32825 Blomberg
Germany
Tel. +49 5235 300
Fax +49 5235 3 41200
<http://www.phoenixcontact.com>

Mouser Electronics

Authorized Distributor

Click to View Pricing, Inventory, Delivery & Lifecycle Information:

[Phoenix Contact:](#)

[1400326](#)