

Cable - CABLE-D15SUB/B/S/HF/S/ 2,0M - 1066602

Please be informed that the data shown in this PDF Document is generated from our Online Catalog. Please find the complete data in the user's documentation. Our General Terms of Use for Downloads are valid (<http://phoenixcontact.com/download>)



Assembled, shielded, halogen-free round cable; connection 1: D-SUB socket strip (1x 15-position); connection 2: D-SUB pin strip (1x 15-position); cable length: 2 m



Key Commercial Data

Packing unit	1 pc
GTIN	
GTIN	4055626733906

Technical data

Ambient conditions

Ambient temperature (operation)	-40 °C ... 70 °C (fixed installation)
	-10 °C ... 70 °C (flexible installation)
Ambient temperature (storage/transport)	-40 °C ... 80 °C
Maximum altitude	≤ 2000 m
Degree of protection	IP20
	≥ IP54 (Installation location)

General

Max. permissible operating voltage	25 V AC
	60 V DC
Max. current carrying capacity per path	2 A (see to derating)
Length of cable	2 m
External cable diameter	7.9 mm ±0.5 mm
Single wire, cross section	0.25 mm ²
Single wire, cross section [AWG]	24
Single wire, number of litz wires	14
Single wire, material	Cu uninsulated
Wire diameter incl. insulation	1.2 mm ±0.05 mm

Cable - CABLE-D15SUB/B/S/HF/S/ 2,0M - 1066602

Technical data

General

Smallest bending radius, fixed installation	67 mm
Smallest bending radius, movable installation	126 mm
Bending cycles	5000 (at a radius of $\geq 15x$ outside diameter)
Shielding	yes
	Tinned copper braided shield
Cable insulation resistance	$\geq 20 \text{ M}\Omega/\text{km}$ (at 20 °C)
Cable resistance	$\leq 80 \text{ }\Omega/\text{km}$ (at 20 °C)
Outer sheath, material	Halogen-free sheath
External sheath, color	gray
Nominal operating mode	100% operating factor

Connection data

Connection name	Field level
Connection method	D-SUB pin strip
Screw thread	UNC 4-40
Number of connections	1
Number of positions	15
Torque	0.2 Nm
Insertion/withdrawal cycles	> 200

Connection data 2

Connection name	Controller level
Connection method	D-SUB socket strip
Screw thread	UNC 4-40
Number of connections	1
Number of positions	15
Torque	0.2 Nm
Insertion/withdrawal cycles	> 200

Standards and Regulations

Flame resistance	IEC 60332-1-2
	VDE 0842, Part 332-1-2
	IEC 60332-3-22
Resistance to oil	against occasional splashes
Gasoline resistance	against occasional splashes
Designation	Air clearances and creepage distances
Standards/regulations	DIN EN 50178
Rated insulation voltage	125 V
Rated surge voltage	1.2 kV
Insulation	Functional insulation
Pollution degree	2
Overvoltage category	II

Cable - CABLE-D15SUB/B/S/HF/S/ 2,0M - 1066602

Technical data

Supported controller

Controller	universal
------------	-----------

Color code

Connector 1 = connector 2 (optional) = wire color	D-SUB15 (1) = D-SUB15 (1) = white
	D-SUB15 (2) = D-SUB15 (2) = brown
	D-SUB15 (3) = D-SUB15 (3) = green
	D-SUB15 (4) = D-SUB15 (4) = yellow
	D-SUB15 (5) = D-SUB15 (5) = gray
	D-SUB15 (6) = D-SUB15 (6) = pink
	D-SUB15 (7) = D-SUB15 (7) = blue
	D-SUB15 (8) = D-SUB15 (8) = red
	D-SUB15 (9) = D-SUB15 (9) = black
	D-SUB15 (10) = D-SUB15 (10) = violet
	D-SUB15 (11) = D-SUB15 (11) = gray-pink
	D-SUB15 (12) = D-SUB15 (12) = red-blue
	D-SUB15 (13) = D-SUB15 (13) = white-green
	D-SUB15 (14) = D-SUB15 (14) = brown-green
	D-SUB15 (15) = D-SUB15 (15) = white-yellow

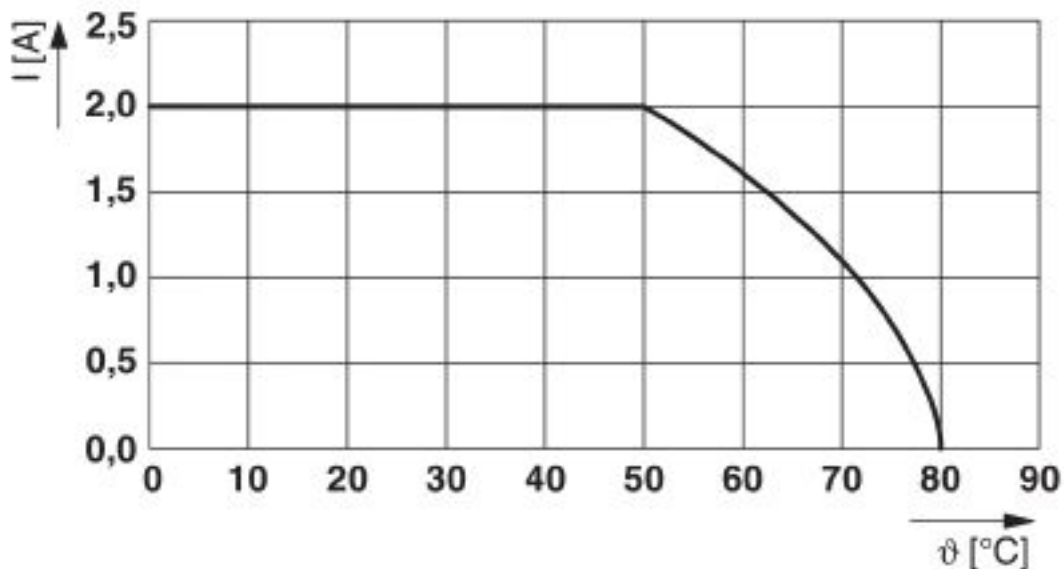
Environmental Product Compliance

China RoHS	Environmentally Friendly Use Period = 50 years
	For details about hazardous substances go to tab "Downloads", Category "Manufacturer's declaration"

Drawings

Cable - CABLE-D15SUB/B/S/HF/S/ 2,0M - 1066602

Diagram



Maximum permissible current per path in uncoiled state

Classifications

eCl@ss

eCl@ss 10.0.1	27242220
eCl@ss 11.0	27242220
eCl@ss 5.0	27242200
eCl@ss 5.1	27242200
eCl@ss 6.0	27249200
eCl@ss 7.0	27249205
eCl@ss 8.0	27249205
eCl@ss 9.0	27242220

ETIM

ETIM 5.0	EC000237
ETIM 6.0	EC000237
ETIM 7.0	EC000237

Approvals

Approvals

Approvals


CSA / UL Recognized / cUL Recognized / EAC / cULus Recognized


Cable - CABLE-D15SUB/B/S/HF/S/ 2,0M - 1066602


Approvals


Ex Approvals


Approval details

CSA		http://www.csagroup.org/services-industries/product-listing/	70002966
Nominal voltage UN		125 V	
Nominal current IN		1 A	

UL Recognized		http://database.ul.com/cgi-bin/XYV/template/LISEXT/1FRAME/index.htm	FILE E 238705
Nominal voltage UN		125 V	
Nominal current IN		1 A	

cUL Recognized		http://database.ul.com/cgi-bin/XYV/template/LISEXT/1FRAME/index.htm	FILE E 238705
Nominal voltage UN		125 V	
Nominal current IN		1 A	

EAC			RU*- DE.HB*35.B00385
-----	---	--	-------------------------

cULus Recognized			
------------------	---	--	--

Accessories

Accessories

Marker carrier cable

Cable - CABLE-D15SUB/B/S/HF/S/ 2,0M - 1066602

Accessories

Cable marker carrier - KME - 0807083



Cable marker carrier, white, unlabeled, mounting type: Assembly with cable binders, cable diameter: > 5 mm, lettering field size: 20 mm x 8 mm

Phoenix Contact 2020 © - all rights reserved
<http://www.phoenixcontact.com>

PHOENIX CONTACT GmbH & Co. KG
Flachsmarktstr. 8
32825 Blomberg
Germany
Tel. +49 5235 300
Fax +49 5235 3 41200
<http://www.phoenixcontact.com>

Mouser Electronics

Authorized Distributor

Click to View Pricing, Inventory, Delivery & Lifecycle Information:

[Phoenix Contact:](#)

[1066602](#)