

Distribution block - PTFIX 12X2,5-NS15A VT - 3274138

Please be informed that the data shown in this PDF Document is generated from our Online Catalog. Please find the complete data in the user's documentation. Our General Terms of Use for Downloads are valid (<http://phoenixcontact.com/download>)




Distribution block, Block with horizontal alignment, The blocks can be bridged with one another via the conductor shaft. For corresponding plug-in bridges, see accessories, nom. voltage: 690 V, nominal current: 24 A, connection method: Push-in connection, number of connections: 12, cross section: 0.14 mm² - 4 mm², AWG: 26 - 12, width: 31.5 mm, color: violet, mounting type: NS 15

Your advantages

- ✓ Flexible use, thanks to DIN rail mounting, direct mounting or adhesive mounting
- ✓ Clear wiring, thanks to eleven different color variants
- ✓ Time-saving conductor connection, thanks to tool-free Push-in direct connection technology
- ✓ Time savings of up to 80%, thanks to ready-to-mount blocks without manual bridging
- ✓ Space savings of up to 50% on the DIN rail, thanks to transverse mounting



Key Commercial Data

Packing unit	8 pc
Minimum order quantity	8 pc
GTIN	 4 055626 393612
GTIN	4055626393612

Technical data

General

Note	Notes on operation The blocks can be bridged with one another via the conductor shaft. For corresponding plug-in bridges, see accessories
Number of levels	1
Number of connections	12
Potentials	1
Nominal cross section	2.5 mm ²
Color	violet
Insulating material	PA
Flammability rating according to UL 94	V0
Rated surge voltage	8 kV
Degree of pollution	3

Distribution block - PTFIX 12X2,5-NS15A VT - 3274138

Technical data

General

Overvoltage category	III
Insulating material group	I
Maximum power dissipation for nominal condition	0.77 W (the value is based on one connection block and is multiplied according to the pin assignment)
Maximum load current	32 A
Maximum total current	48 A
Nominal current I_N	24 A
Nominal voltage U_N	690 V
Open side panel	No
Ambient temperature (operation)	-60 °C ... 85 °C
Ambient temperature (storage/transport)	-25 °C ... 55 °C (For a short time, not exceeding 24 h, -60 to +70 °C)
Permissible humidity (storage/transport)	30 % ... 70 %
Ambient temperature (assembly)	-5 °C ... 70 °C
Ambient temperature (actuation)	-5 °C ... 70 °C
Shock protection test specification	DIN EN 50274 (VDE 0660-514):2002-11
Back of the hand protection	guaranteed
Finger protection	guaranteed
Result of surge voltage test	Test passed
Result of power-frequency withstand voltage test	Test passed
Power frequency withstand voltage setpoint	1.89 kV
Result of the test for mechanical stability of terminal points (5 x conductor connection)	Test passed
Result of bending test	Test passed
Bending test rotation speed	10 rpm
Bending test turns	135
Bending test conductor cross section/weight	0.14 mm ² / 0.2 kg
	2.5 mm ² / 0.7 kg
	4 mm ² / 0.9 kg
Tensile test result	Test passed
Result of tight fit on support	Test passed
Tight fit on carrier	NS 35
Setpoint	1 N
Result of voltage-drop test	Test passed
Result of temperature-rise test	Test passed
Requirement temperature-rise test	Increase in temperature ≤ 45 K
Short circuit stability result	Test passed
Conductor cross section short circuit testing	2.5 mm ²
Short-time current	0.3 kA
Conductor cross section short circuit testing	4 mm ²
Short-time current	0.48 kA
Result of thermal test	Test passed

Distribution block - PTFIX 12X2,5-NS15A VT - 3274138

Technical data

General

Ageing test for screwless modular terminal block temperature cycles	192
Proof of thermal characteristics (needle flame) effective duration	30 s
Result of aging test	Test passed
Oscillation, broadband noise test result	Test passed
Test specification, oscillation, broadband noise	DIN EN 50155 (VDE 0115-200):2008-03
Test spectrum	Service life test category 2, bogie-mounted
Test frequency	$f_1 = 5 \text{ Hz}$ to $f_2 = 250 \text{ Hz}$
ASD level	$6.12 \text{ (m/s}^2\text{)}^2\text{/Hz}$
Acceleration	3.12 g
Test duration per axis	5 h
Test directions	X-, Y- and Z-axis
Shock test result	Test passed
Test specification, shock test	DIN EN 50155 (VDE 0115-200):2008-03
Shock form	Half-sine
Acceleration	30g
Shock duration	18 ms
Number of shocks per direction	3
Test directions	X-, Y- and Z-axis (pos. and neg.)
Relative insulation material temperature index (Elec., UL 746 B)	130 °C
Temperature index of insulation material (DIN EN 60216-1 (VDE 0304-21))	130 °C
Static insulating material application in cold	-60 °C
Surface flammability NFPA 130 (ASTM E 162)	passed
Specific optical density of smoke NFPA 130 (ASTM E 662)	passed
Calorimetric heat release NFPA 130 (ASTM E 1354)	28 MJ/kg
Smoke gas toxicity NFPA 130 (SMP 800C)	passed
Fire protection for rail vehicles (DIN EN 45545-2) R22	HL 1 - HL 3
Fire protection for rail vehicles (DIN EN 45545-2) R23	HL 1 - HL 3
Fire protection for rail vehicles (DIN EN 45545-2) R24	HL 1 - HL 3
Fire protection for rail vehicles (DIN EN 45545-2) R26	HL 1 - HL 3

Dimensions

Width	31.5 mm
Length	28.6 mm
Height NS 15	31.4 mm

Connection data

Connection method	Push-in connection
Stripping length	8 mm ... 10 mm
Connection in acc. with standard	IEC 60947-7-1
Conductor cross section solid min.	0.14 mm ²
Conductor cross section solid max.	4 mm ²

Distribution block - PTFIX 12X2,5-NS15A VT - 3274138

Technical data

Connection data

Conductor cross section AWG min.	26
Conductor cross section AWG max.	12
Conductor cross section flexible min.	0.14 mm ²
Conductor cross section flexible max.	2.5 mm ²
Min. AWG conductor cross section, flexible	26
Max. AWG conductor cross section, flexible	14
Conductor cross section flexible, with ferrule without plastic sleeve min.	0.14 mm ²
Conductor cross section flexible, with ferrule without plastic sleeve max.	2.5 mm ²
Conductor cross section flexible, with ferrule with plastic sleeve min.	0.14 mm ²
Conductor cross section flexible, with ferrule with plastic sleeve max.	2.5 mm ²
Connection cross sections directly pluggable	0.34 mm ² 4 mm ² 24 12
Conductor cross section solid min.	0.34 mm ²
Conductor cross section solid max.	4 mm ²
Conductor cross section flexible, with ferrule without plastic sleeve min.	0.34 mm ²
Conductor cross section flexible, with ferrule without plastic sleeve max.	2.5 mm ²
Conductor cross section flexible, with ferrule with plastic sleeve min.	0.34 mm ²
Conductor cross section flexible, with ferrule with plastic sleeve max.	2.5 mm ²
Internal cylindrical gage	A3

Standards and Regulations

Connection in acc. with standard	IEC 60947-7-1
Flammability rating according to UL 94	V0

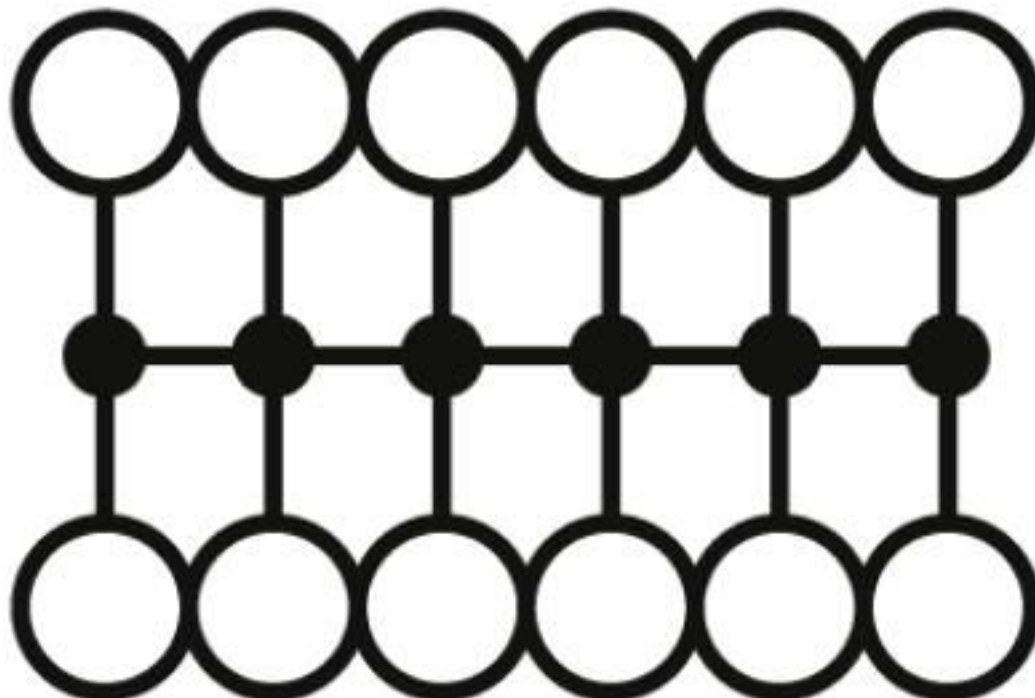
Environmental Product Compliance

China RoHS	Environmentally friendly use period: unlimited = EFUP-e
	No hazardous substances above threshold values

Drawings

Distribution block - PTFIX 12X2,5-NS15A VT - 3274138

Circuit diagram



Classifications

eCl@ss

eCl@ss 10.0.1	27141120
eCl@ss 4.0	27141121
eCl@ss 4.1	27141121
eCl@ss 5.0	27141120
eCl@ss 5.1	27141120
eCl@ss 6.0	27141100
eCl@ss 7.0	27141120
eCl@ss 8.0	27141120
eCl@ss 9.0	27141120

ETIM

ETIM 3.0	EC000897
ETIM 4.0	EC000897
ETIM 5.0	EC000897
ETIM 6.0	EC000897
ETIM 7.0	EC000897

UNSPSC

UNSPSC 6.01	30211811
-------------	----------

Distribution block - PTFIX 12X2,5-NS15A VT - 3274138

Classifications

UNSPSC

UNSPSC 7.0901	39121410
UNSPSC 11	39121410
UNSPSC 12.01	39121410
UNSPSC 13.2	39121410
UNSPSC 18.0	39121410
UNSPSC 19.0	39121410
UNSPSC 20.0	39121410
UNSPSC 21.0	39121410

Approvals


Approvals


Approvals


DNV GL / CSA / EAC / UL Recognized / cUL Recognized / EAC / LR / BV / cULus Recognized

Ex Approvals

Approval details

DNV GL		https://approvalfinder.dnvgl.com/	TAE00002TT
Nominal voltage UN	500 V		
Nominal current IN	24 A		

CSA		http://www.csagroup.org/services-industries/product-listing/	13631
	B	C	D
Nominal voltage UN	300 V	300 V	600 V
Nominal current IN	20 A	20 A	5 A
mm ² /AWG/kcmil	26-12	26-12	26-12

EAC		RU C- DE.AI30.B.01102
-----	---	--------------------------

Distribution block - PTFIX 12X2,5-NS15A VT - 3274138

Approvals

UL Recognized		http://database.ul.com/cgi-bin/XYV/template/LISEXT/1FRAME/index.htm	FILE E 60425
	B	C	D
Nominal voltage UN	300 V	300 V	600 V
Nominal current IN	20 A	20 A	5 A
mm ² /AWG/kcmil	26-12	26-12	26-12

cUL Recognized		http://database.ul.com/cgi-bin/XYV/template/LISEXT/1FRAME/index.htm	FILE E 60425
	B	C	D
Nominal voltage UN	300 V	300 V	600 V
Nominal current IN	20 A	20 A	5 A
mm ² /AWG/kcmil	26-12	26-12	26-12

EAC		RU C- DE.BL08.B.00644
-----	--	--------------------------

LR		http://www.lr.org/en	LR2002627TA
----	--	---	-------------

BV		http://www.veristar.com/portal/veristarinfo/generalinfo/approved/approvedProducts/equipmentAndMaterials	59146/A0 BV
----	--	---	-------------

cULus Recognized	
------------------	--

Accessories

Accessories

Bridge

Wire bridge - FBSW 2-5/250MM - 3030172

Wire bridge, length: 250 mm, width: 5.1 mm, number of positions: 1, color: red/black



Distribution block - PTFIX 12X2,5-NS15A VT - 3274138

Accessories

Wire bridge - FBSW 2-5/60MM - 3030170



Wire bridge, length: 60 mm, width: 5.1 mm, number of positions: 1, color: red/black

Wire bridge - FBSW 2-5/110MM - 3030171



Wire bridge, length: 110 mm, width: 5.1 mm, number of positions: 1, color: red/black

Insulating sleeve

Insulating sleeve - MPS-IH WH - 0201663



Insulating sleeve, color: white

Insulating sleeve - MPS-IH RD - 0201676



Insulating sleeve, color: red

Insulating sleeve - MPS-IH BU - 0201689



Insulating sleeve, color: blue

Distribution block - PTFIX 12X2,5-NS15A VT - 3274138

Accessories

Insulating sleeve - MPS-IH YE - 0201692

Insulating sleeve, color: yellow



Insulating sleeve - MPS-IH GN - 0201702

Insulating sleeve, color: green



Insulating sleeve - MPS-IH GY - 0201728

Insulating sleeve, color: gray



Insulating sleeve - MPS-IH BK - 0201731

Insulating sleeve, color: black



Insulating sleeve - ISH 2,5/0,2 - 3002843

Insulating sleeve, color: white



Distribution block - PTFIX 12X2,5-NS15A VT - 3274138

Accessories

Insulating sleeve - ISH 2,5/0,5 - 3002856



Insulating sleeve, color: gray

Insulating sleeve - ISH 2,5/1,0 - 3002869



Insulating sleeve, color: black

Jumper

Plug-in bridge - FBS 2-5 - 3030161



Plug-in bridge, pitch: 5.2 mm, length: 22.7 mm, width: 9 mm, number of positions: 2, color: red

Plug-in bridge - FBS 2-5 GN - 3032143



Plug-in bridge, pitch: 5.2 mm, number of positions: 2, color: green

Plug-in bridge - FBS 2-5 BU - 3036877



Plug-in bridge, pitch: 5.2 mm, number of positions: 2, color: blue

Distribution block - PTFIX 12X2,5-NS15A VT - 3274138

Accessories

Plug-in bridge - FBS 2-5 GY - 3038969



Plug-in bridge, pitch: 5.2 mm, number of positions: 2, color: gray

Labeled terminal marker

Marker card - SK 3,8 REEL P5,2 WH CUS - 8199989



Marker card, Card, can be ordered: by card, white, labeled according to customer specifications, mounting type: adhesive, for terminal block width: 5.2 mm, lettering field size: continuous x 3.8#mm

Marker card - SK 2,8 REEL P5,2 WH CUS - 8199986



Marker card, Card, can be ordered: by card, white, labeled according to customer specifications, mounting type: adhesive, for terminal block width: 5.2 mm, lettering field size: continuous x 2.8#mm

Marker card - SK 3,8 REEL P5,2 WH CUS - 8199989



Marker card, Card, can be ordered: by card, white, labeled according to customer specifications, mounting type: adhesive, for terminal block width: 5.2 mm, lettering field size: continuous x 3.8#mm

Marker carriers

Terminal strip marker carrier - KLM 2 - 0807575



Terminal strip marker carrier, gray, unlabeled, mounting type: plug in, lettering field size: 20 mm x 8 mm

Distribution block - PTFIX 12X2,5-NS15A VT - 3274138

Accessories

Terminal strip marker carrier - KLM 3-L - 0814788



Terminal strip marker carrier, height-adjustable, for end brackets CLIPFIX 15, CLIPFIX 35 and CLIPFIX 35-5, can be labeled with BMK...20 x 8 labels, or directly with the M-PEN or X-PEN

Screwdriver tools

Screwdriver - SZF 1-0,6X3,5 - 1204517



Actuation tool, for ST terminal blocks, also suitable for use as a bladed screwdriver, size: 0.6 x 3.5 x 100 mm, 2-component grip, with non-slip grip

Terminal marking

Marking foil for zack marker strip - TML (EX3,8)R - 0801837



Marking foil for zack marker strip, Roll, white, unlabeled, can be labeled with: THERMOMARK ROLL 2.0, THERMOMARK ROLL, THERMOMARK ROLL X1, THERMOMARK ROLLMASTER 300/600, THERMOMARK X1.2, mounting type: adhesive, for terminal block width: 30000 mm, lettering field size: 30000 x 3.8 mm, Number of individual labels: 1

Marking foil for zack marker strip - TML (104X3,8)R - 0801833



Marking foil for zack marker strip, Roll, white, unlabeled, can be labeled with: THERMOMARK ROLL 2.0, THERMOMARK ROLL, THERMOMARK ROLL X1, THERMOMARK ROLLMASTER 300/600, THERMOMARK X1.2, mounting type: adhesive, for terminal block width: 104 mm, lettering field size: 104 x 3.8 mm, Number of individual labels: 2500

Marking foil for zack marker strip - TML (104X2,8)R - 0801832



Marking foil for zack marker strip, Roll, white, unlabeled, can be labeled with: THERMOMARK ROLL 2.0, THERMOMARK ROLL, THERMOMARK ROLL X1, THERMOMARK ROLLMASTER 300/600, THERMOMARK X1.2, mounting type: adhesive, for terminal block width: 104 mm, lettering field size: 104 x 2.8 mm, Number of individual labels: 2500

Distribution block - PTFIX 12X2,5-NS15A VT - 3274138

Accessories

Marking foil for zack marker strip - TML (EX2,8)R - 0801836



Marking foil for zack marker strip, Roll, white, unlabeled, can be labeled with: THERMOMARK ROLL 2.0, THERMOMARK ROLL, THERMOMARK ROLL X1, THERMOMARK ROLLMASTER 300/600, THERMOMARK X1.2, mounting type: adhesive, for terminal block width: 30000 mm, lettering field size: 30000 x 2.8 mm, Number of individual labels: 1

Marker for terminal blocks - US-TML (104X3,8) - 0830768



Marker for terminal blocks, Card, white, unlabeled, can be labeled with: BLUEMARK ID COLOR, BLUEMARK ID, THERMOMARK PRIME, THERMOMARK CARD 2.0, THERMOMARK CARD, mounting type: adhesive, lettering field size: 104 x 3.8 mm, Number of individual labels: 22

Marker for terminal blocks - US-TML (104X2,8) - 0830767



Marker for terminal blocks, Card, white, unlabeled, can be labeled with: BLUEMARK ID COLOR, BLUEMARK ID, THERMOMARK PRIME, THERMOMARK CARD 2.0, THERMOMARK CARD, mounting type: adhesive, lettering field size: 104 x 2.8 mm, Number of individual labels: 26

Marker card - SK U/3,8 WH:UNBEDRUCKT - 0803906



Marker card, Sheet, white, unlabeled, can be labeled with: PLOTMARK, CMS-P1-PLOTTER, Office printing systems, mounting type: adhesive, for terminal block width: 210 mm, lettering field size: 186 x 3.8 mm, Number of individual labels: 1440

Marker card - SK U/2,8 WH:UNBEDRUCKT - 0803883



Marker card, Sheet, white, unlabeled, can be labeled with: PLOTMARK, CMS-P1-PLOTTER, Office printing systems, mounting type: adhesive, for terminal block width: 210 mm, lettering field size: 186 x 2.8 mm, Number of individual labels: 3600

Distribution block - PTFIX 12X2,5-NS15A VT - 3274138

Accessories

Label - MM-TML (EX3,8)R C1 WH/BK - 1092026



Label, Roll, white, unlabeled, can be labeled with: THERMOFOX, THERMOMARK GO, THERMOMARK GO.K, mounting type: adhesive, for terminal block width: 8000 mm, lettering field size: continuous x 3.8#mm

Test plug terminal block

Test plugs - MPS-MT SN - 3212251



Test plugs, with solder connection up to 1 mm² conductor cross section, tin-plated surface, color: silver

Test plugs - MPS-MT 1-S - 1944372



Test plug, consisting of 1.0 mm Ø test pin and 2.0 mm Ø socket

Test plugs - MPS-MT - 0201744



Test plugs, with solder connection up to 1 mm² conductor cross section, color: gray

Test socket

Test adapter - PAI-4-N GY - 3032871



4 mm test adapter, for terminal blocks with 5.2 mm, 6.2 mm and 8.2 mm pitch

Phoenix Contact 2020 © - all rights reserved
<http://www.phoenixcontact.com>

PHOENIX CONTACT GmbH & Co. KG
Flachmarktstr. 8
32825 Blomberg
Germany
Tel. +49 5235 300
Fax +49 5235 3 41200
<http://www.phoenixcontact.com>

Mouser Electronics

Authorized Distributor

Click to View Pricing, Inventory, Delivery & Lifecycle Information:

[Phoenix Contact:](#)

[3274138](#)