


Bolt connection terminal block - RBO 5-F/12 - 3059252

Please be informed that the data shown in this PDF Document is generated from our Online Catalog. Please find the complete data in the user's documentation. Our General Terms of Use for Downloads are valid (<http://phoenixcontact.com/download>)




Feed-through terminal block with bolt connection method, cross section: 0.1 - 6 mm², AWG: 26 - 10, width 13 mm, color: gray

Your advantages

- Direct mounting in control boxes
- Compact connection with ring and fork-type cable lugs
- Bridge shaft for potential distribution using standard screw bridges
- Isolator bridge bar for switchable cross connections

Key Commercial Data

| | |
|--------------|---|
| Packing unit | 1 pc |
| GTIN |  4 046356 534871 |
| GTIN | 4046356534871 |

Technical data

General

| | |
|---|--------------------|
| Number of levels | 1 |
| Number of connections | 24 |
| Potentials | 12 |
| Nominal cross section | 10 mm ² |
| Color | gray |
| Insulating material | PA |
| Flammability rating according to UL 94 | V0 |
| Rated surge voltage | 8 kV |
| Degree of pollution | 3 |
| Overvoltage category | III |
| Insulating material group | I |
| Maximum power dissipation for nominal condition | 1.82 W |

Bolt connection terminal block - RBO 5-F/12 - 3059252

Technical data

General

| | |
|---|--|
| Maximum load current | 57 A (with 10 mm ² conductor cross section) |
| Nominal current I _N | 57 A |
| Nominal voltage U _N | 800 V |
| Open side panel | No |
| Ambient temperature (operation) | -60 °C ... 85 °C |
| Ambient temperature (storage/transport) | -25 °C ... 55 °C (For a short time, not exceeding 24 h, -60 to +70 °C) |
| Permissible humidity (storage/transport) | 30 % ... 70 % |
| Ambient temperature (assembly) | -5 °C ... 70 °C |
| Ambient temperature (actuation) | -5 °C ... 70 °C |
| Relative insulation material temperature index (Elec., UL 746 B) | 130 °C |
| Temperature index of insulation material (DIN EN 60216-1 (VDE 0304-21)) | 130 °C |
| Static insulating material application in cold | -60 °C |
| Surface flammability NFPA 130 (ASTM E 162) | passed |
| Specific optical density of smoke NFPA 130 (ASTM E 662) | passed |
| Calorimetric heat release NFPA 130 (ASTM E 1354) | 28 MJ/kg |
| Smoke gas toxicity NFPA 130 (SMP 800C) | passed |
| Fire protection for rail vehicles (DIN EN 45545-2) R22 | HL 1 - HL 3 |
| Fire protection for rail vehicles (DIN EN 45545-2) R23 | HL 1 - HL 3 |
| Fire protection for rail vehicles (DIN EN 45545-2) R24 | HL 1 - HL 3 |
| Fire protection for rail vehicles (DIN EN 45545-2) R26 | HL 1 - HL 3 |

Dimensions

| | |
|--------|----------|
| Width | 173.7 mm |
| Length | 53.3 mm |
| Height | 37 mm |
| Pitch | 13 mm |

Connection data

| | |
|---|---|
| Connection | 1 level |
| Connection method | Bolt connection |
| Stripping length | The stripping length depends on the specification provided by the cable lug manufacturer. |
| Connection in acc. with standard | IEC 60947-7-1 |
| Cable lug connection according to standard | DIN 46234:1980-03 |
| Min. cross section for cable lug connection | 0.1 mm ² |
| Max. cross section for cable lug connection | 10 mm ² |
| AWG min | 26 |
| AWG max | 8 |
| Hole diameter, min. | 5.3 mm |
| Cable lug width, max. | 10 mm |
| Bolt diameter | 5 mm |

Bolt connection terminal block - RBO 5-F/12 - 3059252

Technical data

Connection data

| | |
|---|---------------------|
| Screw thread | M5 |
| Tightening torque, min | 2 Nm |
| Tightening torque max | 2.2 Nm |
| Cable lug connection according to standard | DIN 46237:1970-07 |
| Min. cross section for cable lug connection | 0.5 mm ² |
| Max. cross section for cable lug connection | 6 mm ² |
| AWG min | 20 |
| AWG max | 10 |
| Hole diameter, min. | 5.3 mm |
| Cable lug width, max. | 10 mm |
| Bolt diameter | 5 mm |
| Tightening torque, min | 2 Nm |
| Tightening torque max | 2.2 Nm |

Standards and Regulations

| | |
|--|---------------|
| Connection in acc. with standard | IEC 60947-7-1 |
| Flammability rating according to UL 94 | V0 |

Environmental Product Compliance

| | |
|------------|---|
| China RoHS | Environmentally friendly use period: unlimited = EFUP-e |
| | No hazardous substances above threshold values |

Classifications

eCl@ss

| | |
|---------------|----------|
| eCl@ss 10.0.1 | 27141120 |
| eCl@ss 4.0 | 27141100 |
| eCl@ss 4.1 | 27141100 |
| eCl@ss 5.0 | 27141100 |
| eCl@ss 5.1 | 27141100 |
| eCl@ss 6.0 | 27141100 |
| eCl@ss 7.0 | 27141120 |
| eCl@ss 8.0 | 27141120 |
| eCl@ss 9.0 | 27141120 |

ETIM

| | |
|----------|----------|
| ETIM 2.0 | EC000897 |
| ETIM 3.0 | EC000897 |
| ETIM 4.0 | EC000897 |
| ETIM 5.0 | EC000897 |
| ETIM 6.0 | EC000897 |
| ETIM 7.0 | EC000897 |

Bolt connection terminal block - RBO 5-F/12 - 3059252

Classifications

UNSPSC

| | |
|---------------|----------|
| UNSPSC 6.01 | 30211811 |
| UNSPSC 7.0901 | 39121410 |
| UNSPSC 11 | 39121410 |
| UNSPSC 12.01 | 39121410 |
| UNSPSC 13.2 | 39121410 |
| UNSPSC 18.0 | 39121410 |
| UNSPSC 19.0 | 39121410 |
| UNSPSC 20.0 | 39121410 |
| UNSPSC 21.0 | 39121410 |

Approvals


Approvals


Approvals


UL Recognized / EAC / EAC / EAC

Ex Approvals

Approval details

| | | | |
|--------------------|---|---|--------------|
| UL Recognized |  | http://database.ul.com/cgi-bin/XYV/template/LISEXT/1FRAME/index.htm | FILE E 60425 |
| | | B | C |
| Nominal voltage UN | | 600 V | 600 V |
| Nominal current IN | | 45 A | 45 A |

| | | |
|-----|---|---------------|
| EAC |  | EAC-Zulassung |
|-----|---|---------------|

| | | |
|-----|---|--------------------------|
| EAC |  | RU C- DE.A*30.B.01742 |
|-----|---|--------------------------|

| | | |
|-----|---|--------------------------|
| EAC |  | RU C- DE.BL08.B.00540 |
|-----|---|--------------------------|

Bolt connection terminal block - RBO 5-F/12 - 3059252

Accessories

Accessories

Cover profile

Cover profile - AP RSC - 3058017



Cover profile, for covering terminal strips, directly snapped onto RBO... and RSC... terminal blocks. Length supplied: 1 m

Labeled terminal marker

Zack marker strip - ZB 13 CUS - 0829132



Zack marker strip, can be ordered: Strip, white, labeled according to customer specifications, mounting type: snap into tall marker groove, for terminal block width: 13 mm, lettering field size: 13 x 10.5 mm, Number of individual labels: 5

Zack Marker strip, flat - ZBF 13 CUS - 0829134



Zack Marker strip, flat, can be ordered: Strip, white, labeled according to customer specifications, mounting type: snap into flat marker groove, for terminal block width: 13 mm, lettering field size: 13 x 5.2 mm, Number of individual labels: 5

Partition plate

Separating plate - TS-KK 3 - 2770215



Separating plate, length: 14 mm, width: 0.5 mm, height: 16 mm, color: gray

Screw bridge

Fixed bridge - FB 10-13 - 3059126



Fixed bridge, pitch: 13 mm, number of positions: 10, color: silver

Bolt connection terminal block - RBO 5-F/12 - 3059252

Accessories

Fixed bridge - FB 10-13 ISO - 3059663



Fixed bridge, pitch: 13 mm, number of positions: 10, color: silver

Short-circuit connector

Short circuit kit for current transformers - CARRIER F-13 KIT - 3215070



Short-circuit kit for current transformer. Use with panel mounted RBO/RSC 5 feed-through terminals

Socket spanner

Tool - SHN 8 - 1209868



Socket wrench, wrench size 8 mm

Terminal marking

Zack marker strip - ZB 13:UNBEDRUCKT - 0829131



Zack marker strip, Strip, white, unlabeled, can be labeled with: PLOTMARK, CMS-P1-PLOTTER, mounting type: snap into tall marker groove, for terminal block width: 13 mm, lettering field size: 13 x 10.5 mm, Number of individual labels: 5

Zack Marker strip, flat - ZBF 13:UNBEDRUCKT - 0829133



Zack Marker strip, flat, Strip, white, unlabeled, can be labeled with: PLOTMARK, CMS-P1-PLOTTER, mounting type: snap into flat marker groove, for terminal block width: 13 mm, lettering field size: 13 x 5.2 mm, Number of individual labels: 5

Phoenix Contact 2020 © - all rights reserved
<http://www.phoenixcontact.com>

PHOENIX CONTACT GmbH & Co. KG
Flachsmarktstr. 8
32825 Blomberg
Germany
Tel. +49 5235 300
Fax +49 5235 3 41200
<http://www.phoenixcontact.com>

Mouser Electronics

Authorized Distributor

Click to View Pricing, Inventory, Delivery & Lifecycle Information:

[Phoenix Contact:](#)

[3059252](#)