

# Knife disconnect terminal block - UT 4-MTL-P/P - 3046146

Please be informed that the data shown in this PDF Document is generated from our Online Catalog. Please find the complete data in the user's documentation. Our General Terms of Use for Downloads are valid (<http://phoenixcontact.com/download>)



Knife disconnect terminal block, with actuation bracket and test socket screws for insertion of test plugs, nom. voltage: 500 V, nominal current: 20 A, connection method: Screw connection, cross section: 0.14 mm<sup>2</sup> - 6 mm<sup>2</sup>, AWG: 26 - 10, length: 57.8 mm, width: 6.2 mm, color: gray, mounting: NS 35/7,5, NS 35/15

## Your advantages

- ✔ Compact design and high current carrying capacity of 20 A



## Key Commercial Data

Packing unit	50 pc
Minimum order quantity	50 pc
GTIN	
GTIN	4055626063430

## Technical data

### General

Number of levels	1
Number of connections	2
Potentials	1
Nominal cross section	4 mm <sup>2</sup>
Color	gray
Insulating material	PA
Flammability rating according to UL 94	V0
Area of application	Machine building Plant engineering
Rated surge voltage	6 kV
Degree of pollution	3
Overvoltage category	III
Insulating material group	I
Maximum power dissipation for nominal condition	1.02 W

# Knife disconnect terminal block - UT 4-MTL-P/P - 3046146

## Technical data

### General

Maximum load current	20 A (with 6 mm <sup>2</sup> conductor cross section)
Nominal current I <sub>N</sub>	20 A
Nominal voltage U <sub>N</sub>	500 V
Open side panel	No
Ambient temperature (operation)	-60 °C ... 85 °C
Ambient temperature (storage/transport)	-25 °C ... 55 °C (For a short time, not exceeding 24 h, -60 to +70 °C)
Permissible humidity (storage/transport)	30 % ... 70 %
Ambient temperature (assembly)	-5 °C ... 70 °C
Ambient temperature (actuation)	-5 °C ... 70 °C
Shock protection test specification	IEC 60529:2001-02
Back of the hand protection	guaranteed
Finger protection	guaranteed
Result of surge voltage test	Test passed
Result of power-frequency withstand voltage test	Test passed
Power frequency withstand voltage setpoint	1.89 kV
Result of the test for mechanical stability of terminal points (5 x conductor connection)	Test passed
Result of bending test	Test passed
Bending test rotation speed	10 rpm
Bending test turns	135
Bending test conductor cross section/weight	0.14 mm <sup>2</sup> / 0.2 kg
	4 mm <sup>2</sup> / 0.9 kg
	6 mm <sup>2</sup> / 1.4 kg
Tensile test result	Test passed
Result of tight fit on support	Test passed
Tight fit on carrier	NS 35
Setpoint	1 N
Result of voltage-drop test	Test passed
Result of temperature-rise test	Test passed
Requirement temperature-rise test	Increase in temperature ≤ 45 K
Short circuit stability result	Test passed
Conductor cross section short circuit testing	2.5 mm <sup>2</sup>
Short-time current	0.3 kA
Result of thermal test	Test passed
Proof of thermal characteristics (needle flame) effective duration	30 s
Relative insulation material temperature index (Elec., UL 746 B)	130 °C
Temperature index of insulation material (DIN EN 60216-1 (VDE 0304-21))	125 °C
Static insulating material application in cold	-60 °C
Surface flammability NFPA 130 (ASTM E 162)	passed
Specific optical density of smoke NFPA 130 (ASTM E 662)	passed

# Knife disconnect terminal block - UT 4-MTL-P/P - 3046146

## Technical data

### General

Calorimetric heat release NFPA 130 (ASTM E 1354)	27,5 MJ/kg
Smoke gas toxicity NFPA 130 (SMP 800C)	passed
Fire protection for rail vehicles (DIN EN 45545-2) R22	HL 1 - HL 3
Fire protection for rail vehicles (DIN EN 45545-2) R23	HL 1 - HL 3
Fire protection for rail vehicles (DIN EN 45545-2) R24	HL 1 - HL 3
Fire protection for rail vehicles (DIN EN 45545-2) R26	HL 1 - HL 3

### Dimensions

Width	6.2 mm
Length	57.8 mm
Height NS 35/7,5	49.1 mm
Height NS 35/15	56.6 mm

### Connection data

Connection method	Screw connection
Screw thread	M3
Stripping length	9 mm
Tightening torque, min	0.6 Nm
Tightening torque max	0.8 Nm
Connection in acc. with standard	IEC 60947-7-1
Conductor cross section solid min.	0.14 mm <sup>2</sup>
Conductor cross section solid max.	6 mm <sup>2</sup>
Conductor cross section AWG min.	26
Conductor cross section AWG max.	10
Conductor cross section flexible min.	0.14 mm <sup>2</sup>
Conductor cross section flexible max.	6 mm <sup>2</sup>
Min. AWG conductor cross section, flexible	26
Max. AWG conductor cross section, flexible	10
Conductor cross section flexible, with ferrule without plastic sleeve min.	0.14 mm <sup>2</sup>
Conductor cross section flexible, with ferrule without plastic sleeve max.	4 mm <sup>2</sup>
Conductor cross section flexible, with ferrule with plastic sleeve min.	0.14 mm <sup>2</sup>
Conductor cross section flexible, with ferrule with plastic sleeve max.	4 mm <sup>2</sup>
2 conductors with same cross section, solid min.	0.14 mm <sup>2</sup>
2 conductors with same cross section, solid max.	1.5 mm <sup>2</sup>
2 conductors with same cross section, stranded min.	0.14 mm <sup>2</sup>
2 conductors with same cross section, stranded max.	1.5 mm <sup>2</sup>
Two conductors with the same cross section, flexible, with TWIN ferrules, with plastic sleeve, minimum	0.5 mm <sup>2</sup>
Two conductors with the same cross section, flexible, with TWIN ferrules, with plastic sleeve, maximum	2.5 mm <sup>2</sup>
Two conductors with the same cross section stranded, with ferrule and without plastic sleeve, minimum	0.14 mm <sup>2</sup>

# Knife disconnect terminal block - UT 4-MTL-P/P - 3046146

## Technical data

### Connection data

Two conductors with the same cross section stranded, with ferrule and without plastic sleeve, maximum	1.5 mm <sup>2</sup>
Internal cylindrical gage	A4

### Standards and Regulations

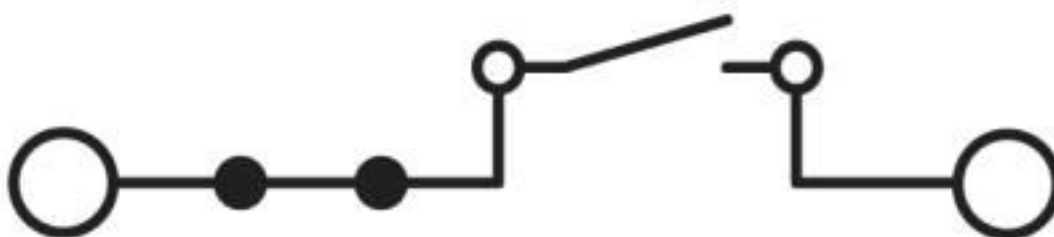
Connection in acc. with standard	IEC 60947-7-1
Flammability rating according to UL 94	V0

### Environmental Product Compliance

REACH SVHC	Lead 7439-92-1
China RoHS	Environmentally Friendly Use Period = 50 years
	For details about hazardous substances go to tab "Downloads", Category "Manufacturer's declaration"

## Drawings

Circuit diagram



## Classifications

### eCl@ss

eCl@ss 10.0.1	27141126
eCl@ss 5.0	27141100
eCl@ss 5.1	27141100
eCl@ss 6.0	27141100
eCl@ss 7.0	27141126
eCl@ss 8.0	27141126
eCl@ss 9.0	27141126

### ETIM

ETIM 5.0	EC000902
ETIM 6.0	EC000902
ETIM 7.0	EC000902

### UNSPSC

UNSPSC 13.2	39121410
UNSPSC 18.0	39121410

# Knife disconnect terminal block - UT 4-MTL-P/P - 3046146

## Classifications

### UNSPSC

UNSPSC 19.0	39121410
UNSPSC 20.0	39121410
UNSPSC 21.0	39121410

## Approvals


### Approvals


#### Approvals


CSA / UL Recognized / cUL Recognized / EAC / EAC / cULus Recognized

#### Ex Approvals

## Approval details

CSA		<a href="http://www.csagroup.org/services-industries/product-listing/">http://www.csagroup.org/services-industries/product-listing/</a>	13631
	B	C	D
Nominal voltage UN	300 V	300 V	600 V
Nominal current IN	16 A	16 A	5 A
mm <sup>2</sup> /AWG/kcmil	26-10	26-10	26-10

UL Recognized		<a href="http://database.ul.com/cgi-bin/XYV/template/LISEXT/1FRAME/index.htm">http://database.ul.com/cgi-bin/XYV/template/LISEXT/1FRAME/index.htm</a>	FILE E 60425
	B	C	
Nominal voltage UN	300 V	300 V	
Nominal current IN	16 A	16 A	
mm <sup>2</sup> /AWG/kcmil	26-10	26-10	

cUL Recognized		<a href="http://database.ul.com/cgi-bin/XYV/template/LISEXT/1FRAME/index.htm">http://database.ul.com/cgi-bin/XYV/template/LISEXT/1FRAME/index.htm</a>	FILE E 60425
	B	C	
Nominal voltage UN	300 V	300 V	
Nominal current IN	16 A	16 A	
mm <sup>2</sup> /AWG/kcmil	26-10	26-10	

# Knife disconnect terminal block - UT 4-MTL-P/P - 3046146

## Approvals

EAC		RU C- DE.A*30.B.01742
-----	--	--------------------------

EAC		RU C- DE.BL08.B.00534
-----	--	--------------------------

cULus Recognized		
------------------	--	--

## Accessories

### Accessories

#### DIN rail

DIN rail perforated - NS 35/ 7,5 PERF 2000MM - 0801733



DIN rail perforated, Standard profile, width: 35 mm, height: 7.5 mm, acc. to EN 60715, material: Steel, galvanized, passivated with a thick layer, length: 2000 mm, color: silver

DIN rail, unperforated - NS 35/ 7,5 UNPERF 2000MM - 0801681



DIN rail, unperforated, Standard profile, width: 35 mm, height: 7.5 mm, acc. to EN 60715, material: Steel, galvanized, passivated with a thick layer, length: 2000 mm, color: silver

DIN rail perforated - NS 35/ 7,5 WH PERF 2000MM - 1204119



DIN rail perforated, Standard profile, width: 35 mm, height: 7.5 mm, acc. to EN 60715, material: Steel, Galvanized, white passivated, length: 2000 mm, color: silver

## Knife disconnect terminal block - UT 4-MTL-P/P - 3046146

### Accessories

DIN rail, unperforated - NS 35/ 7,5 WH UNPERF 2000MM - 1204122



DIN rail, unperforated, Standard profile, width: 35 mm, height: 7.5 mm, acc. to EN 60715, material: Steel, Galvanized, white passivated, length: 2000 mm, color: silver

---

DIN rail, unperforated - NS 35/ 7,5 AL UNPERF 2000MM - 0801704



DIN rail, unperforated, Standard profile, width: 35 mm, height: 7.5 mm, acc. to EN 60715, material: Aluminum, uncoated, length: 2000 mm, color: silver

---

DIN rail perforated - NS 35/ 7,5 ZN PERF 2000MM - 1206421



DIN rail perforated, Standard profile, width: 35 mm, height: 7.5 mm, acc. to EN 60715, material: Steel, galvanized, length: 2000 mm, color: silver

---

DIN rail, unperforated - NS 35/ 7,5 ZN UNPERF 2000MM - 1206434



DIN rail, unperforated, Standard profile, width: 35 mm, height: 7.5 mm, acc. to EN 60715, material: Steel, galvanized, length: 2000 mm, color: silver

---

DIN rail, unperforated - NS 35/ 7,5 CU UNPERF 2000MM - 0801762



DIN rail, unperforated, Standard profile, width: 35 mm, height: 7.5 mm, acc. to EN 60715, material: Copper, uncoated, length: 2000 mm, color: copper-colored

---

## Knife disconnect terminal block - UT 4-MTL-P/P - 3046146

### Accessories

End cap - NS 35/ 7,5 CAP - 1206560

DIN rail end piece, for DIN rail NS 35/7.5



---

DIN rail perforated - NS 35/15 PERF 2000MM - 1201730



DIN rail perforated, Standard profile, width: 35 mm, height: 15 mm, similar to EN 60715, material: Steel, galvanized, passivated with a thick layer, length: 2000 mm, color: silver

---

DIN rail, unperforated - NS 35/15 UNPERF 2000MM - 1201714



DIN rail, unperforated, Standard profile, width: 35 mm, height: 15 mm, similar to EN 60715, material: Steel, galvanized, passivated with a thick layer, length: 2000 mm, color: silver

---

DIN rail perforated - NS 35/15 WH PERF 2000MM - 0806602



DIN rail perforated, Standard profile, width: 35 mm, height: 15 mm, similar to EN 60715, material: Steel, Galvanized, white passivated, length: 2000 mm, color: silver

---

DIN rail, unperforated - NS 35/15 WH UNPERF 2000MM - 1204135



DIN rail, unperforated, Standard profile, width: 35 mm, height: 15 mm, similar to EN 60715, material: Steel, Galvanized, white passivated, length: 2000 mm, color: silver



## Knife disconnect terminal block - UT 4-MTL-P/P - 3046146

### Accessories

DIN rail, unperforated - NS 35/15 AL UNPERF 2000MM - 1201756



DIN rail, unperforated, Standard profile, width: 35 mm, height: 15 mm, similar to EN 60715, material: Aluminum, uncoated, length: 2000 mm, color: silver

---

DIN rail perforated - NS 35/15 ZN PERF 2000MM - 1206599



DIN rail perforated, Standard profile, width: 35 mm, height: 15 mm, similar to EN 60715, material: Steel, galvanized, length: 2000 mm, color: silver

---

DIN rail, unperforated - NS 35/15 ZN UNPERF 2000MM - 1206586



DIN rail, unperforated, Standard profile, width: 35 mm, height: 15 mm, similar to EN 60715, material: Steel, galvanized, length: 2000 mm, color: silver

---

DIN rail, unperforated - NS 35/15 CU UNPERF 2000MM - 1201895



DIN rail, unperforated, Standard profile, width: 35 mm, height: 15 mm, similar to EN 60715, material: Copper, uncoated, length: 2000 mm, color: copper-colored

---

End cap - NS 35/15 CAP - 1206573



DIN rail end piece, for DIN rail NS 35/15

---

## Knife disconnect terminal block - UT 4-MTL-P/P - 3046146

### Accessories

DIN rail, unperforated - NS 35/15-2,3 UNPERF 2000MM - 1201798



DIN rail, unperforated, Standard profile 2.3 mm, width: 35 mm, height: 15 mm, acc. to EN 60715, material: Steel, galvanized, passivated with a thick layer, length: 2000 mm, color: silver

---

### End block

End clamp - CLIPFIX 35 - 3022218



Quick mounting end clamp for NS 35/7,5 DIN rail or NS 35/15 DIN rail, with marking option, width: 9.5 mm, color: gray

End clamp - CLIPFIX 35-5 - 3022276



Quick mounting end clamp for NS 35/7,5 DIN rail or NS 35/15 DIN rail, with marking option, with parking option for FBS...5, FBS...6, KSS 5, KSS 6, width: 5.15 mm, color: gray

End clamp - E/NS 35 N - 0800886



End clamp, width: 9.5 mm, color: gray

---

### Insulating sleeve

Insulating sleeve - MPS-IH WH - 0201663

Insulating sleeve, color: white



# Knife disconnect terminal block - UT 4-MTL-P/P - 3046146

## Accessories

Insulating sleeve - MPS-IH RD - 0201676

Insulating sleeve, color: red



Insulating sleeve - MPS-IH BU - 0201689

Insulating sleeve, color: blue



Insulating sleeve - MPS-IH YE - 0201692

Insulating sleeve, color: yellow



Insulating sleeve - MPS-IH GN - 0201702

Insulating sleeve, color: green



Insulating sleeve - MPS-IH GY - 0201728

Insulating sleeve, color: gray



# Knife disconnect terminal block - UT 4-MTL-P/P - 3046146

## Accessories

Insulating sleeve - MPS-IH BK - 0201731

Insulating sleeve, color: black



## Jumper

Plug-in bridge - FBS 2-6 - 3030336



Plug-in bridge, pitch: 6.2 mm, width: 10.7 mm, number of positions: 2, color: red

---

Plug-in bridge - FBS 3-6 - 3030242



Plug-in bridge, pitch: 6.2 mm, width: 16.9 mm, number of positions: 3, color: red

---

Plug-in bridge - FBS 4-6 - 3030255



Plug-in bridge, pitch: 6.2 mm, width: 23.1 mm, number of positions: 4, color: red

---

Plug-in bridge - FBS 5-6 - 3030349



Plug-in bridge, pitch: 6.2 mm, width: 29.3 mm, number of positions: 5, color: red

---

## Knife disconnect terminal block - UT 4-MTL-P/P - 3046146

### Accessories

Plug-in bridge - FBS 6-6 - 1008238



Plug-in bridge, One side not fully isolated, pitch: 6.2 mm, width: 35.5 mm, number of positions: 6, color: red

---

Plug-in bridge - FBS 10-6 - 3030271



Plug-in bridge, pitch: 6.2 mm, width: 60.3 mm, number of positions: 10, color: red

---

Plug-in bridge - FBS 20-6 - 3030365



Plug-in bridge, pitch: 6.2 mm, width: 122.3 mm, number of positions: 20, color: red

---

Plug-in bridge - FBS 50-6 - 3032224



Plug-in bridge, pitch: 6.2 mm, width: 308.3 mm, number of positions: 50, color: red

---

Plug-in bridge - FBSR 2-6 - 3033715



Plug-in bridge, pitch: 6.2 mm, number of positions: 2, color: red

---

## Knife disconnect terminal block - UT 4-MTL-P/P - 3046146

### Accessories

Plug-in bridge - FBSR 3-6 - 3001594



Plug-in bridge, pitch: 6.2 mm, number of positions: 3, color: red

---

Plug-in bridge - FBSR 4-6 - 3001595



Plug-in bridge, pitch: 6.2 mm, number of positions: 4, color: red

---

Plug-in bridge - FBSR 5-6 - 3001596



Plug-in bridge, pitch: 6.2 mm, number of positions: 5, color: red

---

Plug-in bridge - FBSR 10-6 - 3033716



Plug-in bridge, pitch: 6.2 mm, number of positions: 10, color: red

---

Plug-in bridge - FBS 2-6 BU - 3036932



Plug-in bridge, pitch: 6.2 mm, width: 10.7 mm, number of positions: 2, color: blue

---

## Knife disconnect terminal block - UT 4-MTL-P/P - 3046146

### Accessories

Plug-in bridge - FBS 3-6 BU - 3036945



Plug-in bridge, pitch: 6.2 mm, width: 16.9 mm, number of positions: 3, color: blue

---

Plug-in bridge - FBS 4-6 BU - 3036958



Plug-in bridge, pitch: 6.2 mm, width: 23.1 mm, number of positions: 4, color: blue

---

Plug-in bridge - FBS 5-6 BU - 3036961



Plug-in bridge, pitch: 6.2 mm, width: 29.3 mm, number of positions: 5, color: blue

---

Plug-in bridge - FBS 10-6 BU - 3032198



Plug-in bridge, pitch: 6.2 mm, width: 60.3 mm, number of positions: 10, color: blue

---

Plug-in bridge - FBS 20-6 BU - 3032208



Plug-in bridge, pitch: 6.2 mm, width: 122.3 mm, number of positions: 20, color: blue

---

## Knife disconnect terminal block - UT 4-MTL-P/P - 3046146

### Accessories

Plug-in bridge - FBS 50-6 BU - 3032211



Plug-in bridge, pitch: 6.2 mm, width: 308.3 mm, number of positions: 50, color: blue

---

### Labeled terminal marker

Zack marker strip - ZB 6 CUS - 0824992



Zack marker strip, can be ordered: Strip, white, labeled according to customer specifications, mounting type: snap into tall marker groove, for terminal block width: 6.2 mm, lettering field size: 6.15 x 10.5 mm, Number of individual labels: 10

---

Zack marker strip - ZB 6,LGS:FORTL.ZAHLEN - 1051016



Zack marker strip, Strip, white, labeled, can be labeled with: CMS-P1-PLOTTER, printed horizontally: consecutive numbers 1 ... 10, 11 ... 20, etc. up to 491 ... 500, mounting type: snap into tall marker groove, for terminal block width: 6.2 mm, lettering field size: 6.15 x 10.5 mm, Number of individual labels: 10

---

Zack marker strip - ZB 6,QR:FORTL.ZAHLEN - 1051029



Zack marker strip, Strip, white, labeled, can be labeled with: CMS-P1-PLOTTER, Printed vertically: consecutive numbers 1 ... 10, 11 ... 20, etc. up to 491 ... 500, mounting type: snap into tall marker groove, for terminal block width: 6.2 mm, lettering field size: 6.15 x 10.5 mm, Number of individual labels: 10

---

Zack marker strip - ZB 6,LGS:GLEICHE ZAHLEN - 1051032



Zack marker strip, Strip, white, labeled, can be labeled with: CMS-P1-PLOTTER, printed horizontally: Identical numbers 1 or 2, etc. up to 100, mounting type: snap into tall marker groove, for terminal block width: 6.2 mm, lettering field size: 6.15 x 10.5 mm, Number of individual labels: 10



## Knife disconnect terminal block - UT 4-MTL-P/P - 3046146

### Accessories

Marker for terminal blocks - ZB 6,LGS:L1-N,PE - 1051414



Marker for terminal blocks, Strip, white, labeled, can be labeled with: CMS-P1-PLOTTER, horizontal: L1, L2, L3, N, PE, L1, L2, L3, N, PE, mounting type: snap into tall marker groove, for terminal block width: 6.2 mm, lettering field size: 6.15 x 10.5 mm, Number of individual labels: 10

Marker for terminal blocks - ZB 6,LGS:U-N - 1051430



Marker for terminal blocks, Strip, white, labeled, can be labeled with: CMS-P1-PLOTTER, printed horizontally: U, V, W, N, GND, U, V, W, N, GND, mounting type: snap into tall marker groove, for terminal block width: 6.2 mm, lettering field size: 6.15 x 10.5 mm, Number of individual labels: 10

Marker for terminal blocks - UC-TM 6 CUS - 0824589



Marker for terminal blocks, can be ordered: by sheet, white, labeled according to customer specifications, mounting type: snap into tall marker groove, for terminal block width: 6.2 mm, lettering field size: 5.6 x 10.5 mm, Number of individual labels: 80

Marker for terminal blocks - UCT-TM 6 CUS - 0829602



Marker for terminal blocks, can be ordered: by sheet, white, labeled according to customer specifications, mounting type: snap into tall marker groove, for terminal block width: 6.2 mm, lettering field size: 5.6 x 10.5 mm, Number of individual labels: 60

### Marker pen

Marker pen - X-PEN 0,35 - 0811228



Marker pen without ink cartridge, for manual labeling of markers, labeling extremely wipe-proof, line thickness 0.35 mm

### Reducing bridge

## Knife disconnect terminal block - UT 4-MTL-P/P - 3046146

### Accessories

Reducing bridge - RB UT 10-(2,5/4) - 3047060



Reducing bridge, pitch: 10.2 mm, length: 29.3 mm, width: 15.1 mm, number of positions: 2, color: red

---

### Screwdriver tools

Screwdriver - SZS 0,6X3,5 - 1205053



Actuation tool, for ST terminal blocks, insulated, also suitable for use as a bladed screwdriver, size: 0.6 x 3.5 x 100 mm, 2-component grip, with non-slip grip

---

Screwdriver - SZG 0,6X3,5 VDE - 1205121



Screwdriver, slot-headed, graded, for test socket screws, size: 0.6 x 3.5 x 100 mm, 2-component grip, with non-slip grip

---

### Short-circuit connector

Short-circuit connector - FBSRH 2-6 - 3033812



Short-circuit connector, pitch: 6.2 mm, number of positions: 2, color: red

---

### Terminal marking

Zack marker strip - ZB 6:UNBEDRUCKT - 1051003



Zack marker strip, Strip, white, unlabeled, can be labeled with: PLOTMARK, CMS-P1-PLOTTER, mounting type: snap into tall marker groove, for terminal block width: 6.2 mm, lettering field size: 6.15 x 10.5 mm, Number of individual labels: 10

## Knife disconnect terminal block - UT 4-MTL-P/P - 3046146

### Accessories

#### Marker for terminal blocks - UC-TM 6 - 0818085



Marker for terminal blocks, Sheet, white, unlabeled, can be labeled with: BLUEMARK ID COLOR, BLUEMARK ID, BLUEMARK CLED, PLOTMARK, CMS-P1-PLOTTER, mounting type: snap into tall marker groove, for terminal block width: 6.2 mm, lettering field size: 5.6 x 10.5 mm, Number of individual labels: 80

---

#### Marker for terminal blocks - UCT-TM 6 - 0828736



Marker for terminal blocks, Sheet, white, unlabeled, can be labeled with: TOPMARK NEO, TOPMARK LASER, BLUEMARK ID COLOR, BLUEMARK ID, BLUEMARK CLED, THERMOMARK PRIME, THERMOMARK CARD 2.0, THERMOMARK CARD, mounting type: snap into tall marker groove, for terminal block width: 6.2 mm, lettering field size: 5.6 x 10.5 mm, Number of individual labels: 60

---

#### Test plug terminal block

##### Test plugs - MPS-MT - 0201744



Test plugs, with solder connection up to 1 mm<sup>2</sup> conductor cross section, color: gray

---

##### Test plugs - PS-6 - 3030996



Test plugs, Modular test plug, color: red

---

##### Test plugs - PS-6/2,3MM RD - 3038736



Test plugs, color: red

---

#### Test socket

## Knife disconnect terminal block - UT 4-MTL-P/P - 3046146

### Accessories

Test adapter - PAI-4-FIX-5/6 BU - 3035975



4 mm test adapter, for terminal blocks with 5.2 mm and 6.2 mm pitch

---

Test adapter - PAI-4-FIX-5/6 OG - 3035974



4 mm test adapter, for terminal blocks with 5.2 mm and 6.2 mm pitch

---

Test adapter - PAI-4-FIX-5/6 YE - 3035977



4 mm test adapter, for terminal blocks with 5.2 mm and 6.2 mm pitch

---

Test adapter - PAI-4-FIX-5/6 RD - 3035976



4 mm test adapter, for terminal blocks with 5.2 mm and 6.2 mm pitch

---

Test adapter - PAI-4-FIX-5/6 GN - 3035978



4 mm test adapter, for terminal blocks with 5.2 mm and 6.2 mm pitch

---

## Knife disconnect terminal block - UT 4-MTL-P/P - 3046146

### Accessories

Test adapter - PAI-4-FIX-5/6 BK - 3035980



4 mm test adapter, for terminal blocks with 5.2 mm and 6.2 mm pitch

---

Test adapter - PAI-4-FIX-5/6 GY - 3035982



4 mm test adapter, for terminal blocks with 5.2 mm and 6.2 mm pitch

---

Test adapter - PAI-4-FIX-5/6 VT - 3035979



4 mm test adapter, for terminal blocks with 5.2 mm and 6.2 mm pitch

---

Test adapter - PAI-4-FIX-5/6 BN - 3035981



4 mm test adapter, for terminal blocks with 5.2 mm and 6.2 mm pitch

---

Test adapter - PAI-4-FIX-5/6 WH - 3035983



4 mm test adapter, for terminal blocks with 5.2 mm and 6.2 mm pitch

---

## Knife disconnect terminal block - UT 4-MTL-P/P - 3046146

### Accessories

Test adapter - PAI-4-N GY - 3032871



4 mm test adapter, for terminal blocks with 5.2 mm, 6.2 mm and 8.2 mm pitch

---

Phoenix Contact 2020 © - all rights reserved  
<http://www.phoenixcontact.com>

PHOENIX CONTACT GmbH & Co. KG  
Flachsmarktstr. 8  
32825 Blomberg  
Germany  
Tel. +49 5235 300  
Fax +49 5235 3 41200  
<http://www.phoenixcontact.com>

# Mouser Electronics

Authorized Distributor

Click to View Pricing, Inventory, Delivery & Lifecycle Information:

[Phoenix Contact:](#)

[3046146](#)