

# Panel feed-through terminal block - HDFK 50-IB GNYE - 3026227

Please be informed that the data shown in this PDF Document is generated from our Online Catalog. Please find the complete data in the user's documentation. Our General Terms of Use for Downloads are valid (<http://phoenixcontact.com/download>)



The figure shows a 6-pos. version in gray

Panel feed-through terminal block, connection method: Screw connection with tension sleeve, Screw connection with tension sleeve, number of positions: 1, load current: 150 A, cross section: 16 mm<sup>2</sup> - 50 mm<sup>2</sup>, connection direction of the conductor to plug-in direction: 0 °, color: green-yellow

## Your advantages

- Well-known connection principle allows worldwide use
- Low temperature rise, thanks to maximum contact force
- Tool-free snap-in principle enables easy mounting on the device panel
- Automatic panel thickness compensation enables universal use



## Key Commercial Data

Packing unit	10 pc
Minimum order quantity	10 pc
GTIN	
GTIN	4017918283063

## Technical data

### Item properties

Brief article description	Panel feed-through terminal block
Range of articles	HDFK 50
Pitch	18.8 mm
Number of positions	1
Connection method	Screw connection with tension sleeve
Number of connections	2
Number of potentials	1

### Electrical parameters

Nominal current	150 A
Nom. voltage	690 V

# Panel feed-through terminal block - HDFK 50-IB GNYE - 3026227

## Technical data

### Electrical parameters

Rated voltage	690 V
Rated surge voltage (III/3)	8 kV

### Connection capacity, external

Connection method	Screw connection with tension sleeve
Connection direction of the conductor to plug-in direction	0 °
Conductor cross section solid	16 mm <sup>2</sup> ... 50 mm <sup>2</sup>
Conductor cross section flexible	16 mm <sup>2</sup> ... 50 mm <sup>2</sup>
Conductor cross section flexible, with ferrule without plastic sleeve	10 mm <sup>2</sup> ... 50 mm <sup>2</sup>
Conductor cross section, flexible, with ferrule, with plastic sleeve	10 mm <sup>2</sup> ... 50 mm <sup>2</sup>
2 conductors with same cross section, solid	6 mm <sup>2</sup> ... 16 mm <sup>2</sup>
2 conductors with same cross section, flexible	10 mm <sup>2</sup> ... 16 mm <sup>2</sup>
2 conductors with same cross section, flexible, with ferrule without plastic sleeve	6 mm <sup>2</sup> ... 16 mm <sup>2</sup>
2 conductors with the same cross section, flexible, with TWIN ferrule with plastic sleeve	6 mm <sup>2</sup> ... 10 mm <sup>2</sup>
Internal cylindrical gage	B10
Stripping length	24 mm
Torque	6 Nm ... 8 Nm

### Connection capacity, internal

Connection method	Screw connection with tension sleeve
Connection direction of the conductor to plug-in direction	0 °
Conductor cross section solid	16 mm <sup>2</sup> ... 50 mm <sup>2</sup>
Conductor cross section flexible	16 mm <sup>2</sup> ... 50 mm <sup>2</sup>
Conductor cross section flexible, with ferrule without plastic sleeve	10 mm <sup>2</sup> ... 50 mm <sup>2</sup>
Conductor cross section, flexible, with ferrule, with plastic sleeve	10 mm <sup>2</sup> ... 50 mm <sup>2</sup>
2 conductors with same cross section, solid	6 mm <sup>2</sup> ... 16 mm <sup>2</sup>
2 conductors with same cross section, flexible	10 mm <sup>2</sup> ... 16 mm <sup>2</sup>
2 conductors with same cross section, flexible, with ferrule without plastic sleeve	6 mm <sup>2</sup> ... 16 mm <sup>2</sup>
2 conductors with the same cross section, flexible, with TWIN ferrule with plastic sleeve	6 mm <sup>2</sup> ... 10 mm <sup>2</sup>
Internal cylindrical gage	B10
Stripping length	24 mm
Torque	6 Nm ... 8 Nm

### Material data - contact

Note	WEEE/RoHS-compliant, free of whiskers according to IEC 60068-2-82/ JEDEC JESD 201
Contact material	Cu alloy
Surface characteristics	tin-plated

### Material data - housing

Housing color	green-yellow (6021 / 1018)
---------------	----------------------------

# Panel feed-through terminal block - HDFK 50-IB GNYE - 3026227

## Technical data

### Material data - housing

Insulating material	PA
Insulating material group	I
CTI according to IEC 60112	600
Flammability rating according to UL 94	V0
Glow wire flammability index GWFI according to EN 60695-2-12	850
Glow wire ignition temperature GWIT according to EN 60695-2-13	775
Temperature for the ball pressure test according to EN 60695-10-2	125 °C

### Dimensions for the product

Pitch	18.8 mm
-------	---------

### Packaging information

Pieces per package	10
Denomination packing units	Pcs.

### General product information

Type of note	Notes on safety
Note	The cable entry funnel is not touch-proof. Never connect or disconnect the terminal when it is energized. Take appropriate steps to ensure touch proofness.

### Electrical tests

Rated current	150 A
Conductor cross section	50 mm²

### Air clearances and creepage distances

Clearances and creepage distances	Metal wall 1.0 mm ... 6.0 mm IEC 60947-7-1:2002-07
Application	Metal wall 1.0 mm ... 6.0 mm
Specification	IEC 60947-7-1:2002-07
Minimum clearance - inhomogeneous field (III/3)	8 mm
Minimum creepage distance value (III/3)	8 mm

### Standards and Regulations

Connection in acc. with standard	CSA
Safety note	<ul style="list-style-type: none"> <li>• WARNING: Only electrically qualified personnel may install and operate the product. They must observe the following safety notes. The qualified personnel must be familiar with the basics of electrical engineering. They must be able to recognize and prevent danger. The relevant symbol on the packaging indicates that only personnel familiar with electrical engineering are allowed to install and operate the product.</li> <li>• The installation notes/Design In documents online on the download page at phoenixcontact.com/products must be observed for this product.</li> <li>• The cable entry funnel is not safe to touch. Never connect or disconnect the terminal when it is energized. Take appropriate steps to ensure touch protection.</li> </ul>
	# There is no electrical contact to the housing. Ensure protective grounding is established for green-yellow color versions.

# Panel feed-through terminal block - HDFK 50-IB GNYE - 3026227

## Technical data

### Environmental Product Compliance

China RoHS	Environmentally friendly use period: unlimited = EFUP-e
	No hazardous substances above threshold values

## Classifications

### eCl@ss

eCl@ss 10.0.1	27141134
eCl@ss 4.0	27141100
eCl@ss 4.1	27141100
eCl@ss 5.0	27141100
eCl@ss 5.1	27141100
eCl@ss 6.0	27141100
eCl@ss 7.0	27141134
eCl@ss 8.0	27141134
eCl@ss 9.0	27141134

### ETIM

ETIM 2.0	EC001283
ETIM 3.0	EC001283
ETIM 4.0	EC001283
ETIM 5.0	EC001283
ETIM 6.0	EC001283
ETIM 7.0	EC001283

### UNSPSC

UNSPSC 6.01	30211811
UNSPSC 7.0901	39121410
UNSPSC 11	39121410
UNSPSC 12.01	39121410
UNSPSC 13.2	39121410
UNSPSC 18.0	39121410
UNSPSC 19.0	39121410
UNSPSC 20.0	39121410
UNSPSC 21.0	39121410

## Approvals

### Approvals

---

### Approvals


CSA / UL Recognized / KEMA-KEUR / IECEE CB Scheme / EAC


# Panel feed-through terminal block - HDFK 50-IB GNYE - 3026227


## Approvals


Ex Approvals


### Approval details

CSA		<a href="http://www.csagroup.org/services-industries/product-listing/">http://www.csagroup.org/services-industries/product-listing/</a>	13631
		B	C
Nominal voltage UN		600 V	600 V
Nominal current IN		125 A	125 A
mm <sup>2</sup> /AWG/kcmil		6	6

UL Recognized		<a href="http://database.ul.com/cgi-bin/XYV/template/LISEXT/1FRAME/index.htm">http://database.ul.com/cgi-bin/XYV/template/LISEXT/1FRAME/index.htm</a>	E60425-19890329
		B	C
Nominal voltage UN		600 V	600 V
Nominal current IN		170 A	170 A
mm <sup>2</sup> /AWG/kcmil		6	6

KEMA-KEUR		<a href="http://www.dekra-certification.com">http://www.dekra-certification.com</a>	KEMA jetzt DEKRA
Nominal voltage UN		690 V	
Nominal current IN		150 A	
mm <sup>2</sup> /AWG/kcmil		50	

IECEE CB Scheme		<a href="http://www.iecee.org/">http://www.iecee.org/</a>	NL-29947
Nominal voltage UN		690 V	
Nominal current IN		150 A	
mm <sup>2</sup> /AWG/kcmil		50	

EAC			B.01687
-----	---	--	---------

## Panel feed-through terminal block - HDFK 50-IB GNYE - 3026227

### Accessories

#### Accessories

##### Labeled terminal marker

###### Zack Marker strip, flat - ZBF 16 CUS - 0827465



Zack Marker strip, flat, can be ordered: Strip, white, labeled according to customer specifications, mounting type: snap into flat marker groove, for terminal block width: 16 mm, lettering field size: 5.15 x 16 mm, Number of individual labels: 5

---

###### Marker for terminal blocks - UC-TM 16 CUS - 0824621



Marker for terminal blocks, can be ordered: by sheet, white, labeled according to customer specifications, mounting type: snap into tall marker groove, for terminal block width: 16 mm, lettering field size: 15.45 x 10.5 mm, Number of individual labels: 32

---

### Mounting material

#### Insertion profile - UKH 50 EP - 3009228



Insertion profile, color: silver

---

### Terminal marking

#### Zack marker strip - ZB 16:UNPRINTED - 0827461



Zack marker strip, Strip, white, unlabeled, can be labeled with: PLOTMARK, CMS-P1-PLOTTER, mounting type: snap into tall marker groove, for terminal block width: 16 mm, lettering field size: 16 x 10.5 mm, Number of individual labels: 50

---

#### Marker for terminal blocks - UC-TM 16 - 0819217



Marker for terminal blocks, Sheet, white, unlabeled, can be labeled with: BLUEMARK ID COLOR, BLUEMARK ID, BLUEMARK CLED, PLOTMARK, CMS-P1-PLOTTER, mounting type: snap into tall marker groove, for terminal block width: 16 mm, lettering field size: 15.45 x 10.5 mm, Number of individual labels: 32

---

Phoenix Contact 2020 © - all rights reserved  
<http://www.phoenixcontact.com>

PHOENIX CONTACT GmbH & Co. KG  
Flachsmarktstr. 8  
32825 Blomberg  
Germany  
Tel. +49 5235 300  
Fax +49 5235 3 41200  
<http://www.phoenixcontact.com>

# Mouser Electronics

Authorized Distributor

Click to View Pricing, Inventory, Delivery & Lifecycle Information:

[Phoenix Contact:](#)

[3026227](#)