

Safety relays - PSR-SCP- 24DC/FSP/2X1/1X2 - 2986960

Please be informed that the data shown in this PDF Document is generated from our Online Catalog. Please find the complete data in the user's documentation. Our General Terms of Use for Downloads are valid (<http://phoenixcontact.com/download>)



Safe coupling relay for SIL 3 high and low demand applications, connects digital output signals to the I/O, 2 enabling current paths, 1 signal contact, module for safe state off applications, integrated test pulse filter, plug-in screw connection, width: 17.5 mm

Your advantages

- ✓ Narrow 17.5 mm housing
- ✓ Up to SIL 3 according to IEC 61508
- ✓ Forcibly guided contacts according to EN 50205
- ✓ Easy proof test according to IEC 61508 thanks to integrated signal contact
- ✓ Long service life thanks to filtering of controller test pulses
- ✓ Two enabling current paths
- ✓ Couples digital output signals from failsafe controllers to I/O devices (valves, etc.) for electrical isolation and power adaptation



Key Commercial Data

Packing unit	1 pc
GTIN	
GTIN	4046356520911

Technical data

Note

Utilization restriction	EMC: class A product, see manufacturer's declaration in the download area
-------------------------	---

Dimensions

Width	17.5 mm
Height	99 mm
Depth	114.5 mm

Ambient conditions

Ambient temperature (operation)	-20 °C ... 55 °C (observe derating)
Ambient temperature (storage/transport)	-40 °C ... 70 °C

Safety relays - PSR-SCP- 24DC/FSP/2X1/1X2 - 2986960

Technical data

Ambient conditions

Max. permissible relative humidity (operation)	75 % (on average, 85% infrequently, non-condensing)
Max. permissible humidity (storage/transport)	75 % (on average, 85% infrequently, non-condensing)
Maximum altitude	≤ 2000 m (Above sea level)

Input data

Rated control circuit supply voltage U_s	24 V DC -15 % / +10 %
Rated control supply current I_s	typ. 55 mA
Power consumption at U_s	typ. 1.32 W
Inrush current	max. 100 mA
Typ. starting time with U_s	50 ms
Typical release time	50 ms
Recovery time	1 s
Operating voltage display	1 x yellow LED
Protective circuit	Surge protection Suppressor diode, 33 V (A1 - A2)
Maximum switching frequency	0.5 Hz
Filter time	max. 5 ms (at A1 in the event of voltage dips at U_s)
	max. 2 ms (Test pulse width; high test pulse at A1/A2)
	≥ 100 ms (Test pulse width; high test pulse at A1/A2)
	Test pulse rate = 80 x Test pulse width
	max. 5 ms (Test pulse width; low test pulse at A1/A2)
	≥ 50 ms (Test pulse rate; low test pulse at A1/A2)
	Test pulse rate = 15 x Test pulse width

Output data

Contact type	2 enabling current paths
	1 confirmation current path
Contact material	AgCuNi, + 0.2 μm Au
Maximum switching voltage	250 V AC/DC (N/O contact / N/C contact, observe the load curve)
Minimum switching voltage	15 V AC/DC (N/O contact / N/C contact)
Limiting continuous current	5 A (N/O contact, pay attention to the derating)
	100 mA (N/C contact)
Maximum inrush current	5 A (N/O contact)
	100 mA (N/C contact)
Inrush current, minimum	5 mA (N/O contact / N/C contact)
Sq. Total current	50 A ² (observe derating)
Interrupting rating (ohmic load) max.	120 W (24 V DC, τ = 0 ms, N/C contact: 2.4 W)
	192 W (48 V DC, τ = 0 ms, N/C contact: 4.8 W)
	162 W (60 V DC, τ = 0 ms, N/C contact: 6 W)
	66 W (110 V DC, τ = 0 ms, N/C contact: 11 W)
	60 W (220 V DC, τ = 0 ms, N/C contact: 22 W)
	1250 VA (250 V AC, τ = 0 ms, N/C contact: 25 VA)

Safety relays - PSR-SCP- 24DC/FSP/2X1/1X2 - 2986960

Technical data

Output data

Maximum interrupting rating (inductive load)	72 W (24 V DC, $\tau = 40$ ms, N/C contact: 2.4 W)
	43 W (48 V DC, $\tau = 40$ ms, N/C contact: 4.8 W)
	41 W (60 V DC, $\tau = 40$ ms, N/C contact: 6 W)
	35 W (110 V DC, $\tau = 40$ ms, N/C contact: 11 W)
	48 W (220 V DC, $\tau = 40$ ms, N/C contact: 22 W)
Switching capacity	min. 75 mW
Mechanical service life	10x 10 ⁶ cycles
Output fuse	10 A gL/gG (N/O contact)
	4 A gL/gG (for low-demand applications)
	150 mA Fast-blow (N/C contact)

General

Relay type	Electromechanical relay with force-guided contacts in accordance with IEC/EN 61810-3
Nominal operating mode	100% operating factor
Net weight	155.6 g
Mounting position	any
Mounting type	DIN rail mounting
Degree of protection	IP20
Min. degree of protection of inst. location	IP54
Housing material	PBT
Housing color	yellow

Connection data

Connection method	Screw connection
pluggable	Yes
Conductor cross section solid	0.2 mm ² ... 2.5 mm ²
Conductor cross section flexible	0.2 mm ² ... 2.5 mm ²
Conductor cross-section AWG	24 ... 12
Stripping length	7 mm
Screw thread	M3

Safety-related characteristic data

Stop category	0
Designation	IEC 61508 - High demand
Safety Integrity Level (SIL)	3 (max. 10% of the entire SIL; diagnostic coverage (DC) of the control unit at A1/A2 must be $\geq 90\%$)
Designation	IEC 61508 - Low demand
Safety Integrity Level (SIL)	3 (max. 10% of the entire SIL; diagnostic coverage (DC) of the control unit at A1/A2 must be $\geq 90\%$)
Designation	EN ISO 13849
Performance level (PL)	e (Diagnostic coverage (DC) of the control unit at A1/A2 must be $\geq 99\%$)
Category	4 (Diagnostic coverage (DC) of the control unit at A1/A2 must be $\geq 99\%$)

Safety relays - PSR-SCP- 24DC/FSP/2X1/1X2 - 2986960

Technical data

Safety-related characteristic data

Designation	EN 62061
Safety Integrity Level Claim Limit (SIL CL)	3 (max. 10% of the entire SIL; diagnostic coverage (DC) of the control unit at A1/A2 must be \geq 90%)
Designation	EN 50156
Safety Integrity Level (SIL)	3

Standards and Regulations

Designation	Air clearances and creepage distances between the power circuits
Standards/regulations	DIN EN 50178/VDE 0160
Rated insulation voltage	250 V
Rated surge voltage/insulation	Safe isolation, reinforced insulation 6 kV between the control circuits (A1/A2), (31/32), (13/14, 23/24)
Degree of pollution	2
Overvoltage category	III
Shock	15g
Vibration (operation)	10 Hz ... 150 Hz, 2g
Conformance	CE-compliant

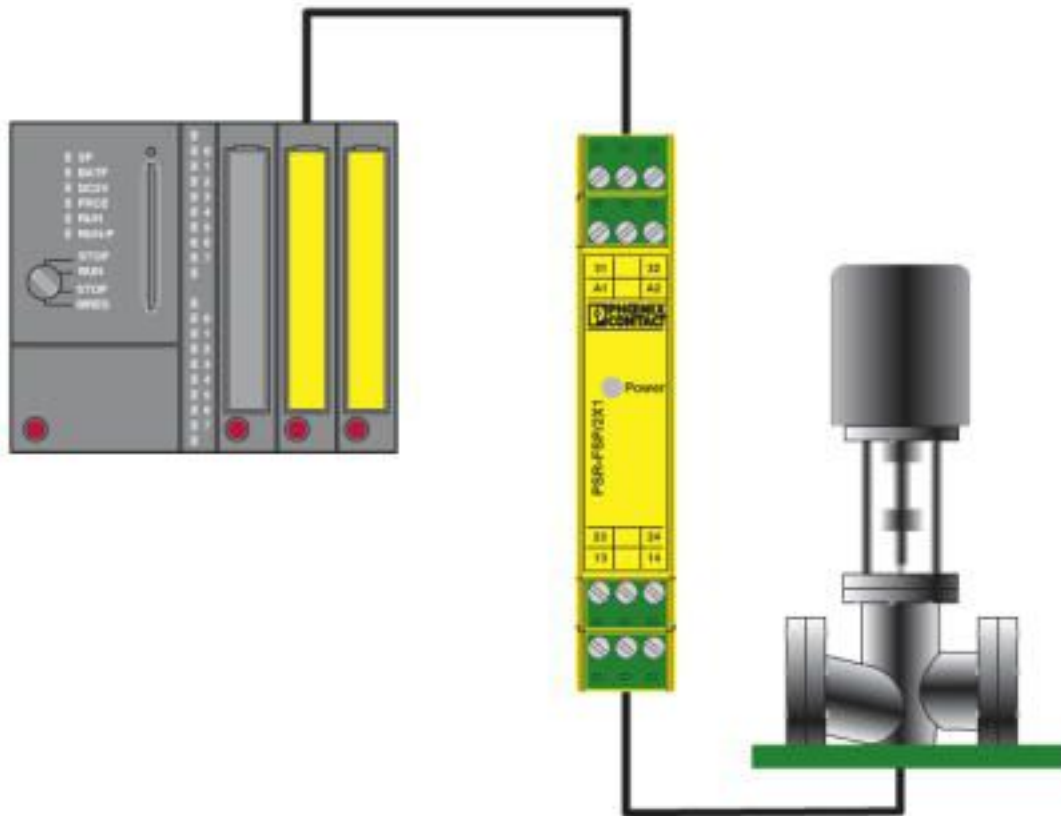
Environmental Product Compliance

REACH SVHC	Lead 7439-92-1
China RoHS	Environmentally Friendly Use Period = 50 years
	For details about hazardous substances go to tab "Downloads", Category "Manufacturer's declaration"

Drawings

Safety relays - PSR-SCP- 24DC/FSP/2X1/1X2 - 2986960

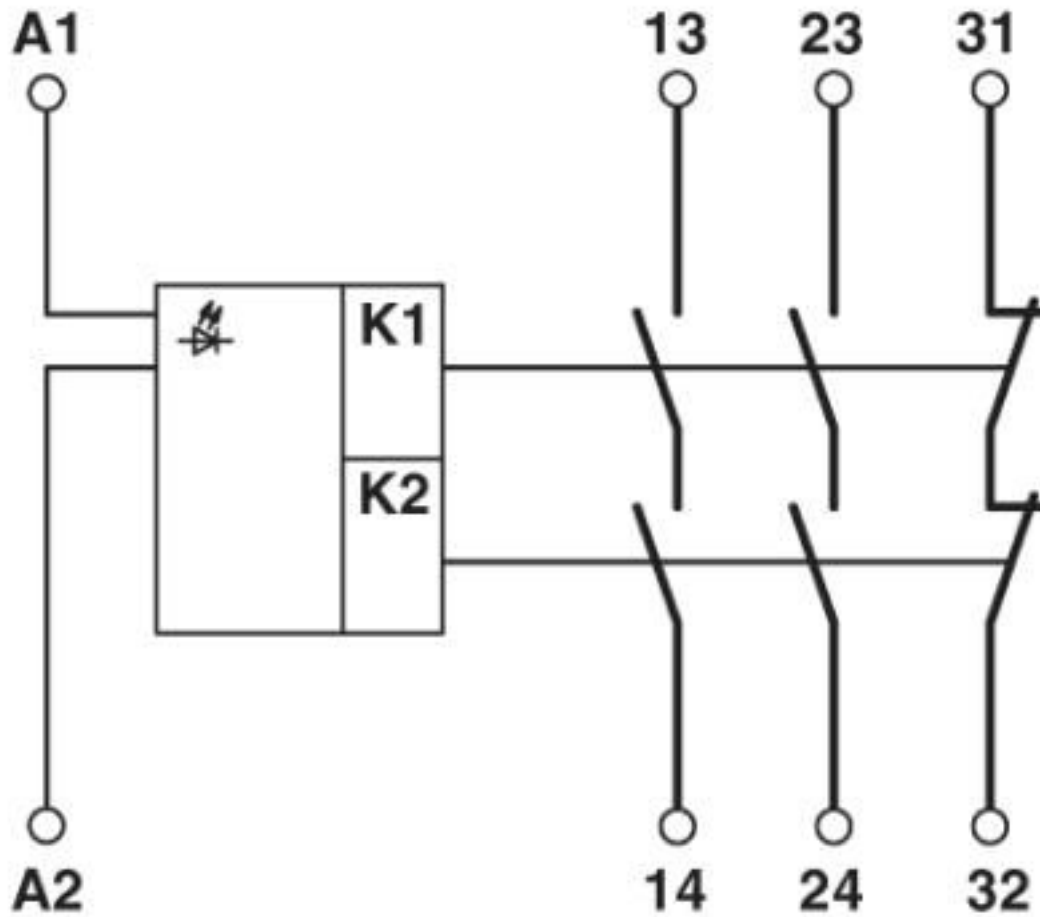
Application drawing



Example of electrical isolation of a safety PLC output from the field.

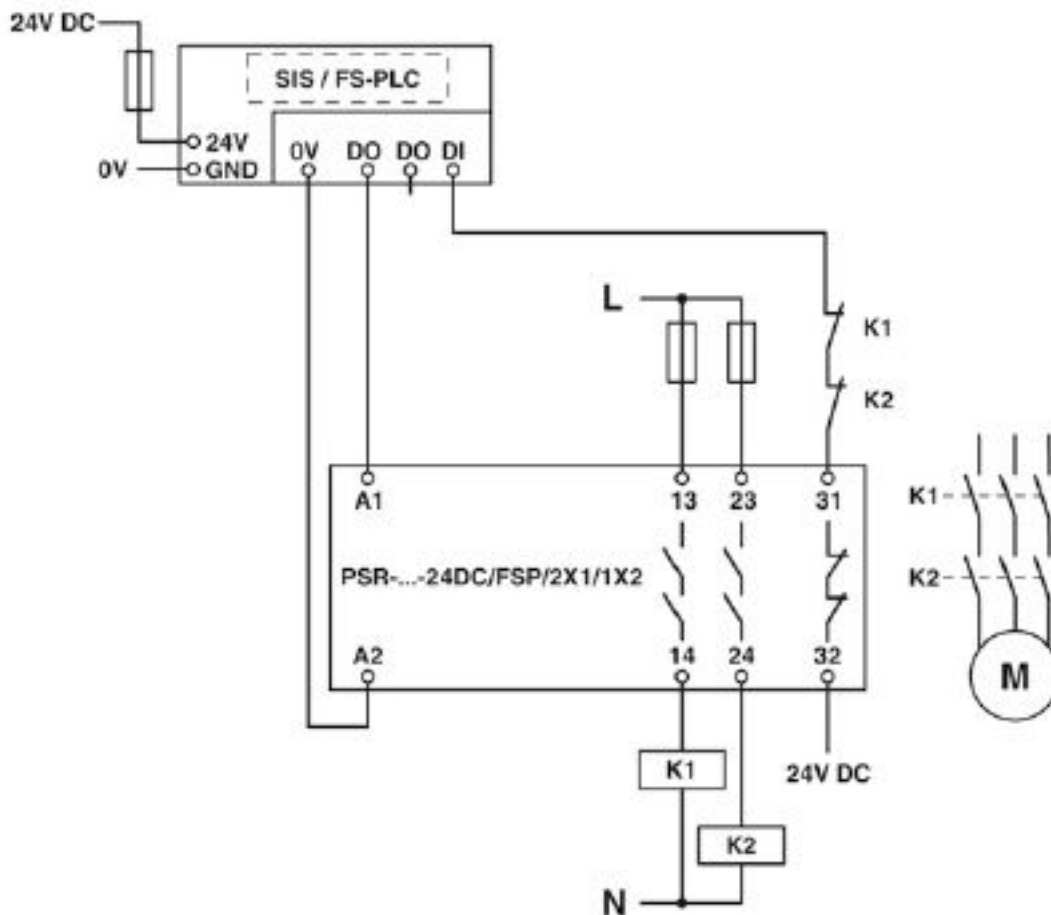
Safety relays - PSR-SCP- 24DC/FSP/2X1/1X2 - 2986960

Circuit diagram

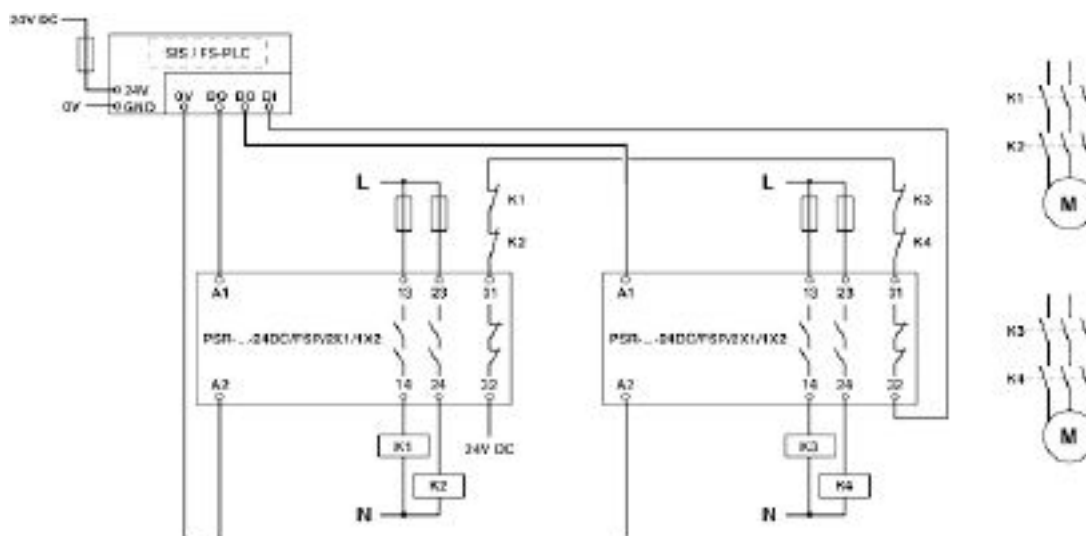


Safety relays - PSR-SCP- 24DC/FSP/2X1/1X2 - 2986960

Circuit diagram



Circuit diagram



Safety relays - PSR-SCP- 24DC/FSP/2X1/1X2 - 2986960

Classifications

eCl@ss

eCl@ss 10.0.1	27371819
eCl@ss 4.0	40020600
eCl@ss 4.1	40020600
eCl@ss 5.0	27371900
eCl@ss 5.1	27371900
eCl@ss 6.0	27371800
eCl@ss 7.0	27371819
eCl@ss 8.0	27371819
eCl@ss 9.0	27371819

ETIM

ETIM 2.0	EC001449
ETIM 3.0	EC001449
ETIM 4.0	EC001449
ETIM 5.0	EC001449
ETIM 6.0	EC001449
ETIM 7.0	EC001449

UNSPSC

UNSPSC 6.01	30211901
UNSPSC 7.0901	39121501
UNSPSC 11	39121501
UNSPSC 12.01	39121501
UNSPSC 13.2	39121501
UNSPSC 18.0	39122205
UNSPSC 19.0	39122205
UNSPSC 20.0	39122205
UNSPSC 21.0	39122205

Approvals

Approvals

Approvals

UL Listed / cUL Listed / Functional Safety / EAC / UL Listed / cUL Listed / Functional Safety / GL / EAC / EAC

Ex Approvals

Approval details

Safety relays - PSR-SCP- 24DC/FSP/2X1/1X2 - 2986960

Approvals

UL Listed		http://database.ul.com/cgi-bin/XYV/template/LISEXT/1FRAME/index.htm	FILE E 140324
-----------	--	---	---------------

cUL Listed		http://database.ul.com/cgi-bin/XYV/template/LISEXT/1FRAME/index.htm	FILE E 140324
------------	--	---	---------------

Functional Safety			968/EZ 365.05/16
-------------------	--	--	------------------

EAC			EAC-Zulassung
-----	--	--	---------------

UL Listed		http://database.ul.com/cgi-bin/XYV/template/LISEXT/1FRAME/index.htm	FILE E 140324
-----------	--	---	---------------

cUL Listed		http://database.ul.com/cgi-bin/XYV/template/LISEXT/1FRAME/index.htm	FILE E 140324
------------	--	---	---------------

Functional Safety			968/EZ 365.05/16
-------------------	--	--	------------------

GL		https://approvalfinder.dnvgl.com/	13979-15HH
----	--	---	------------

EAC			RU C- DE.A*30.B.01082
-----	--	--	--------------------------

EAC			EAC-Zulassung
-----	--	--	---------------

Phoenix Contact 2020 © - all rights reserved
<http://www.phoenixcontact.com>

PHOENIX CONTACT GmbH & Co. KG
Flachmarktstr. 8
32825 Blomberg
Germany
Tel. +49 5235 300
Fax +49 5235 3 41200
<http://www.phoenixcontact.com>

Mouser Electronics

Authorized Distributor

Click to View Pricing, Inventory, Delivery & Lifecycle Information:

[Phoenix Contact:](#)

[2986960](#)