

Reversing load relay - ELR W3/ 9-400 - 2964173

Please be informed that the data shown in this PDF Document is generated from our Online Catalog. Please find the complete data in the user's documentation. Our General Terms of Use for Downloads are valid (<http://phoenixcontact.com/download>)




Electronic reversing load relay, for direct driving of equipment in the 3-phase network, with light indicator and protection circuit, output: 110-440 V AC/3 x 9 A

Your advantages

- ✓ High switching frequency
- ✓ Noise and wear-free switching up to 500 V AC/9 A
- ✓ Protective circuit in input and output
- ✓ LEDs for forward and reverse running, operating voltage, and impermissible control



Key Commercial Data

Packing unit	1 pc
GTIN	 4 017918 099381
GTIN	4017918099381

Technical data

Note

Utilization restriction	EMC: class A product, see manufacturer's declaration in the download area
-------------------------	---

Dimensions

Width	62 mm
Height	84 mm
Depth	110 mm

Ambient conditions

Ambient temperature (operation)	-20 °C ... 60 °C
Ambient temperature (storage/transport)	-20 °C ... 70 °C
Degree of protection	IP20

Input data

Reversing load relay - ELR W3/ 9-400 - 2964173

Technical data

Input data

Input name	Control input right/left
Quiescent current	40 mA
Rated actuating voltage U_C	24 V DC
Triggering voltage range	19.2 V DC ... 30 V DC
Voltage range with reference to U_C	0.8 ... 1.25
Rated actuating current I_C	7.5 mA
Reaction time in normal load operation	50 ms
Switch-over frequency	< 10 Hz (At $\cos \phi > 0.5$)
Protective circuit	Reverse polarity protection Polarity protection diode
	Surge protection
Operating voltage display	Green LED
Status display	Yellow LED
Indication	Red LED
Maximum reversing frequency	10 Hz
Switchover time R_L/L_L (turn-on time)	20 ms

Output data load output

Output name	AC output
Rated operating voltage U_e	400 V AC
Operating voltage range	110 V AC ... 440 V AC
Load current range	150 mA
Leakage current	typ. 7 mA
Residual voltage	typ. 1.5 V
Surge current	230 A ($t_p = 10$ ms, at 25 °C)
Type of protection	RC element
Protective circuit/component	RC element
Type of protection	Surge protection

General

Test voltage input/output	2.5 kV
Mounting position	Vertical (horizontal DIN rail)
Assembly instructions	Can be aligned with > 20 mm spacing
Operating mode	100% operating factor
Reversing frequency	≤ 10 Hz (At $\cos \phi = 0.5$)

Connection data

Connection name	Control circuits
Connection method	Screw connection
Stripping length	8 mm
Screw thread	M3
Conductor cross section solid	0.2 mm ² ... 6 mm ²
Conductor cross section flexible	0.2 mm ² ... 4 mm ²

Reversing load relay - ELR W3/ 9-400 - 2964173

Technical data

Connection data

Conductor cross section AWG	24 ... 10
-----------------------------	-----------

Connection data 2

Connection name	Load circuit
Connection method	Screw connection
Stripping length	8 mm
Screw thread	M3
Conductor cross section solid	0.2 mm ² ... 6 mm ²
Conductor cross section flexible	0.2 mm ² ... 4 mm ²
Conductor cross section AWG	24 ... 10

Standards and Regulations

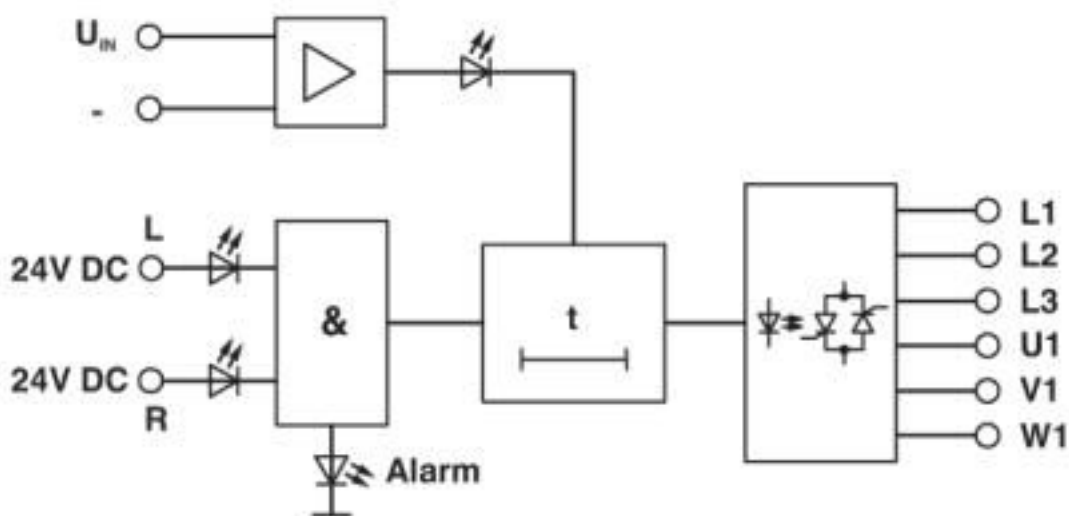
Designation	Air clearances and creepage distances between the power circuits
Standards/regulations	EN 50178
Insulation	Basic insulation
Designation	Power station requirements
	EMC regulations
Standards/regulations	EN 61000-6-2
	EN 61000-6-4

Environmental Product Compliance

REACH SVHC	Lead 7439-92-1
China RoHS	Environmentally Friendly Use Period = 50 years
	For details about hazardous substances go to tab "Downloads", Category "Manufacturer's declaration"

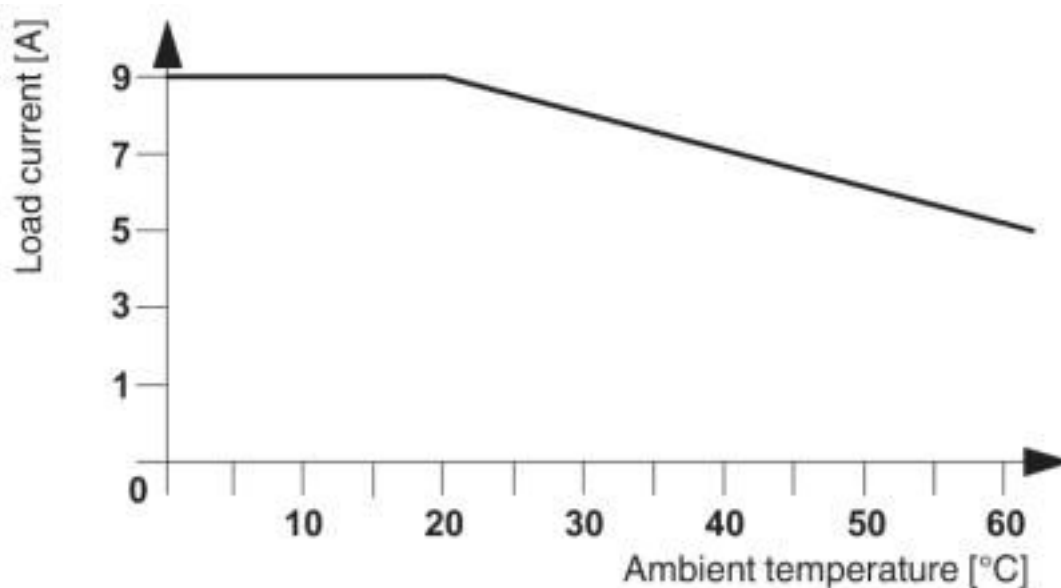
Drawings

Block diagram

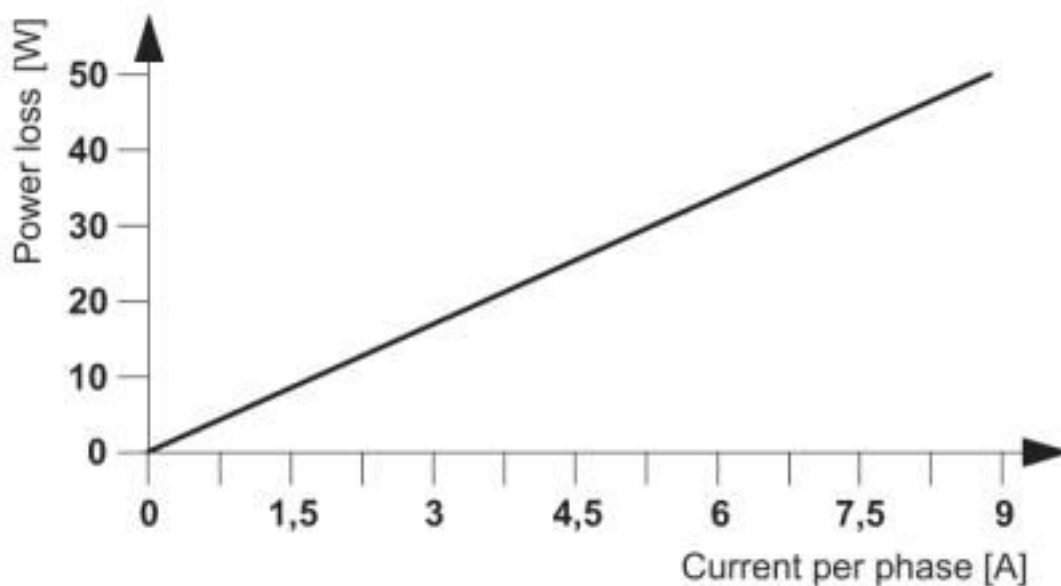


Reversing load relay - ELR W3/ 9-400 - 2964173

Diagram



Diagram



Classifications

eCl@ss

eCl@ss 10.0.1	27371014
eCl@ss 4.0	27371100
eCl@ss 4.1	27371100
eCl@ss 5.0	27371000
eCl@ss 5.1	27371000

Reversing load relay - ELR W3/ 9-400 - 2964173

Classifications

eCl@ss

eCl@ss 6.0	27371000
eCl@ss 7.0	27371014
eCl@ss 8.0	27371014
eCl@ss 9.0	27371014

ETIM

ETIM 4.0	EC002055
ETIM 5.0	EC002055
ETIM 6.0	EC002055
ETIM 7.0	EC002055

UNSPSC

UNSPSC 6.01	30211915
UNSPSC 7.0901	39121514
UNSPSC 11	39121514
UNSPSC 12.01	39121514
UNSPSC 13.2	39121529
UNSPSC 18.0	39122333
UNSPSC 19.0	39122333
UNSPSC 20.0	39122333
UNSPSC 21.0	39122333

Approvals


Approvals

Approvals

EAC

Ex Approvals

Approval details

EAC		TR_TS_D_00573_c
-----	---	-----------------

Phoenix Contact 2020 © - all rights reserved
<http://www.phoenixcontact.com>

PHOENIX CONTACT GmbH & Co. KG
Flachmarktstr. 8
32825 Blomberg
Germany
Tel. +49 5235 300
Fax +49 5235 3 41200
<http://www.phoenixcontact.com>

Mouser Electronics

Authorized Distributor

Click to View Pricing, Inventory, Delivery & Lifecycle Information:

[Phoenix Contact:](#)

[2964173](#)