

## Surge protection device - DT-UFB-485/BS - 2920612

Please be informed that the data shown in this PDF Document is generated from our Online Catalog. Please find the complete data in the user's documentation. Our General Terms of Use for Downloads are valid (<http://phoenixcontact.com/download>)




9-pos. D-SUB attachment plug with surge protection for RS-485 interfaces. Can alternatively be snapped onto DIN rails.

### Your advantages

- Adapter type
- 9-pos. D-SUB connection
- DIN rail mounting possible by removing the cap



### Key Commercial Data

Packing unit	1 pc
GTIN	 4 046356 155120
GTIN	4046356155120

### Technical data

#### Dimensions

Height	108 mm
Width	25 mm
Depth	63 mm

#### Ambient conditions

Ambient temperature (operation)	-40 °C ... 85 °C
Degree of protection	IP20

#### General

Housing material	Zinc die-cast
Color	silver/black
Standards for clearances and creepage distances	IEC 60664-1
	VDE 0110-1
Mounting type	Connection-specific attachment plug and DIN rail, 35 mm

# Surge protection device - DT-UFB-485/BS - 2920612

## Technical data

### General

Type	Attachment plug for DIN rail mounting
Number of positions	5
Direction of action	Line-Line & Line-Ground/Shield

### Protective circuit

IEC test classification	B2
	C1
	C2
	C3
	D1
VDE requirement class	B2
	C1
	C2
	C3
	D1
Maximum continuous voltage $U_C$	12 V DC
Rated current	$\leq 380$ mA (25 °C)
Operating effective current $I_C$ at $U_C$	$\leq 1$ $\mu$ A
Residual current $I_{PE}$	$\leq 5$ $\mu$ A
Nominal discharge current $I_n$ (8/20) $\mu$ s (line-line)	$\leq 5$ kA
Nominal discharge current $I_n$ (8/20) $\mu$ s (line-earth)	$\leq 5$ kA
Total discharge current $I_{total}$ (8/20) $\mu$ s	10 kA
Output voltage limitation at 1 kV/ $\mu$ s (line-earth) spike	$\leq 700$ V
Output voltage limitation at 1 kV/ $\mu$ s (line-line) static	$\leq 25$ V
Output voltage limitation at 1 kV/ $\mu$ s (line-earth) static	$\leq 700$ V
Output voltage limitation at 1 kV/ $\mu$ s (line-signalground) static	$\leq 25$ V
Residual voltage at $I_n$ (line-line)	$\leq 25$ V
Residual voltage at $I_n$ (line-earth)	$\leq 55$ V
Residual voltage at $I_n$ (line-signalground)	$\leq 25$ V
Voltage protection level $U_p$ (line-line)	$\leq 30$ V (B2 - 100 A)
	$\leq 30$ V (C1 - 500 A)
	$\leq 40$ V (C2 - 5 kA)
Voltage protection level $U_p$ (line-earth)	$\leq 700$ V (B2 - 100 A)
	$\leq 700$ V (C1 - 500 A)
	$\leq 750$ V (C2 - 5 kA)
Response time $t_A$ (line-line)	$\leq 100$ ns
Response time $t_A$ (line-earth)	$\leq 100$ ns
Input attenuation aE, sym.	typ. 0.3 dB ( $\leq 30$ MHz)
	typ. 0.3 dB ( $\leq 7$ MHz / 150 $\Omega$ )
	typ. 0.3 dB ( $\leq 2$ MHz / 600 $\Omega$ )

## Surge protection device - DT-UFB-485/BS - 2920612

### Technical data

#### Protective circuit

Cut-off frequency $f_g$ (3 dB), sym. in 100 Ohm system	typ. 50 MHz
Resistance per path	3.3 $\Omega$ 10 %
Surge protection fault message	none
Impulse durability (line-line)	C1 - 1 kV / 500 A C2 - 10 kV / 5 kA B2 - 4 kV / 100 A
Impulse durability (line-earth)	B2 - 4 kV / 100 A C1 - 1 kV / 500 A C2 - 10 kV / 5 kA D1 - 1 kA

#### Connection data

Connection method	D-SUB-9
Connection method IN	D-SUB-9 socket
Connection method OUT	D-SUB-9 connector

#### Connection, equipotential bonding

Connection method	Cable connection
-------------------	------------------

#### Standards and Regulations

Standards/regulations	IEC 61643-21 DIN EN 61643-21
Standards/specifications	DIN EN 61643-21 2002

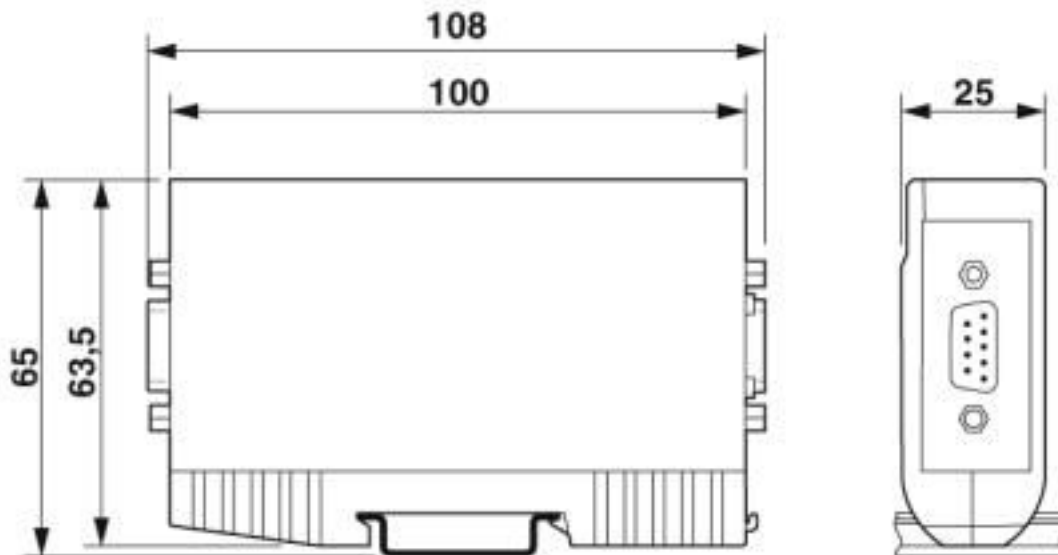
#### Environmental Product Compliance

REACH SVHC	Lead 7439-92-1
------------	----------------

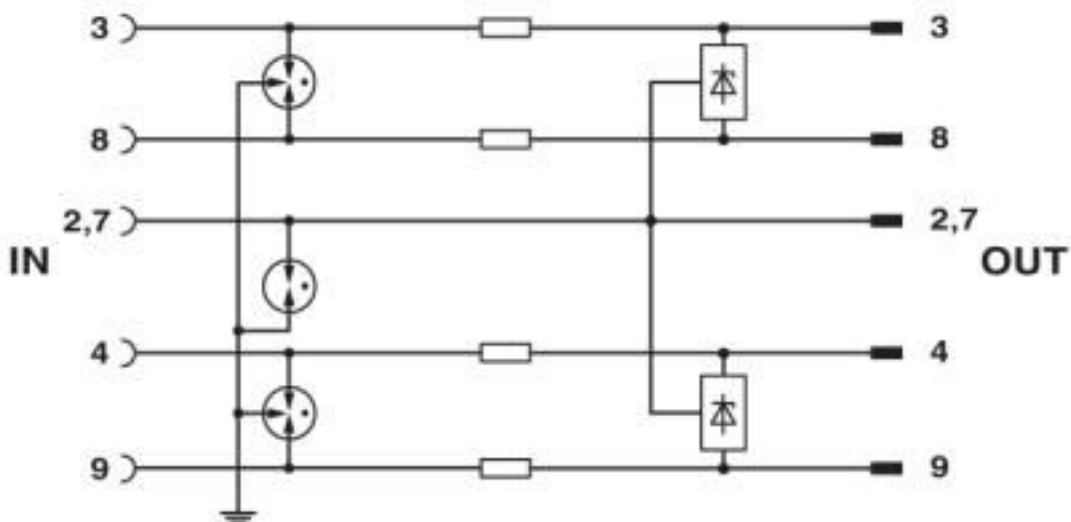
### Drawings

# Surge protection device - DT-UFB-485/BS - 2920612

Dimensional drawing



Circuit diagram



## Classifications

eCl@ss

eCl@ss 10.0.1	27130807
eCl@ss 4.0	27130800
eCl@ss 4.1	27130800
eCl@ss 5.0	27130800
eCl@ss 5.1	27130800
eCl@ss 6.0	27130800
eCl@ss 7.0	27130807

# Surge protection device - DT-UFB-485/BS - 2920612

## Classifications

### eCl@ss

eCl@ss 8.0	27130807
eCl@ss 9.0	27130807

### ETIM

ETIM 2.0	EC000943
ETIM 3.0	EC000943
ETIM 4.0	EC000943
ETIM 5.0	EC000943
ETIM 6.0	EC000943
ETIM 7.0	EC000943

### UNSPSC

UNSPSC 6.01	30212010
UNSPSC 7.0901	39121610
UNSPSC 11	39121610
UNSPSC 12.01	39121610
UNSPSC 13.2	39121620
UNSPSC 18.0	39121620
UNSPSC 19.0	39121620
UNSPSC 20.0	39121620
UNSPSC 21.0	39121620

## Approvals

### Approvals

---

Approvals

EAC / EAC

---

Ex Approvals

---

### Approval details

EAC		EAC-Zulassung
-----	--	---------------

EAC		RU C- DE.*09.B.00169
-----	--	-------------------------

## Surge protection device - DT-UFB-485/BS - 2920612

### Accessories

#### Accessories

#### Data plug

D-SUB cable - VS-09-DSUB-20-LI-1,0 - 1656233



Assembled D-SUB cable, shielded, 9-pos., stranded (7-wire), cable color: RAL 7000 (gray), secured using 4-40 UNC thread, IP20 protection, head 1 with socket shell 1 and straight cable outlet, head 2 with pin shell 1 and straight cable outlet, length: 1 m

---

Phoenix Contact 2020 © - all rights reserved  
<http://www.phoenixcontact.com>

**PHOENIX CONTACT GmbH & Co. KG**  
Flachsmarktstr. 8  
32825 Blomberg  
Germany  
Tel. +49 5235 300  
Fax +49 5235 3 41200  
<http://www.phoenixcontact.com>

# Mouser Electronics

Authorized Distributor

Click to View Pricing, Inventory, Delivery & Lifecycle Information:

[Phoenix Contact:](#)

[2920612](#)