

Interface card - 1771-CARDEDGE10/D25F - 2908756

Please be informed that the data shown in this PDF Document is generated from our Online Catalog. Please find the complete data in the user's documentation. Our General Terms of Use for Downloads are valid (<http://phoenixcontact.com/download>)

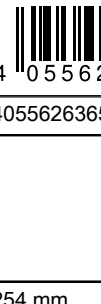


Allen-Bradley® PLC-5 migration board used to convert 1771 I/O and pre-wired 10-position swing arm (1771-WA or 1771-WC) to 25-position (female) D-SUB socket

Your advantages

- Durable PCB designed to easily mount within 1771 chassis
- Card edge connection with locking tab
- Quick cable connection via D-SUB 25 female connector

Key Commercial Data

Packing unit	1 pc
GTIN	 4 055626 365725
GTIN	4055626365725

Technical data

Dimensions

Width	254 mm
Height	153.2 mm
Depth	21.3 mm

Ambient conditions

Ambient temperature (operation)	-40 °C ... 70 °C
Ambient temperature (storage/transport)	-40 °C ... 70 °C

General

Nominal voltage U_N	max. 125 V AC/DC
Max. perm. current (per branch)	2 A
Number of positions	10
Status display	No

Connection data

Interface card - 1771-CARDEDGE10/D25F - 2908756

Technical data

Connection data

Connection name	PCB edge contact
Number of positions	10
Connection name	PCB edge contact
Number of positions	10

Supported controller

Controller	Allen-Bradley® 1771 (PLC5)
- suitable I/O card	1771-AF
	1771-DW
	1771-IA/C
	1771-IA2
	1771-IB
	1771-IC
	1771-IG
	1771-IH
	1771-IN
	1771-IQ
	1771-IT
	1771-IV
	1771-OA
	1771-OB
	1771-OC
	1771-OFE
	1771-OFE1
	1771-OFE2
	1771-OFE3
	1771-OG
	1771-ON
	1771-OP
	1771-OX

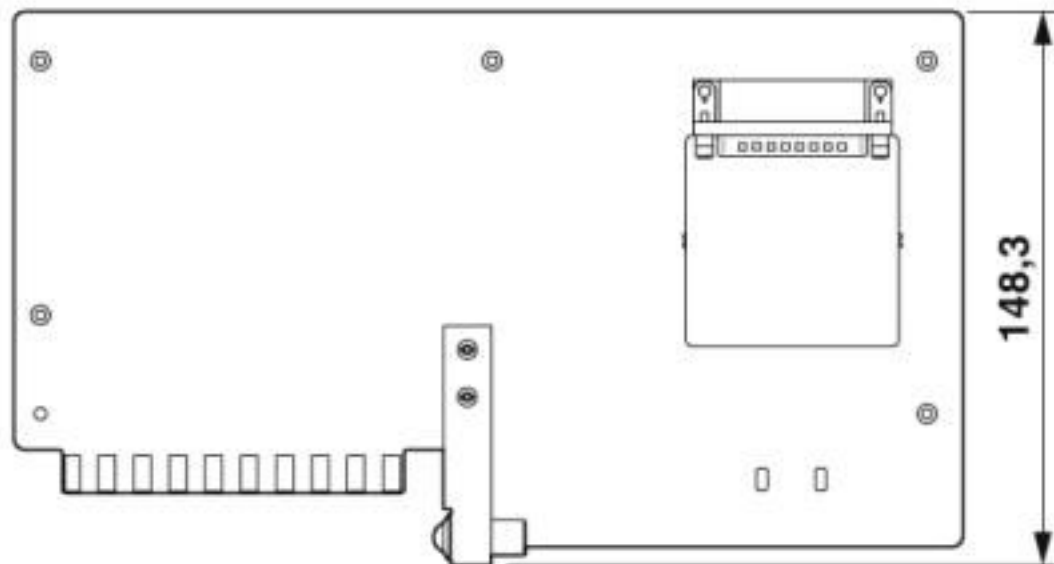
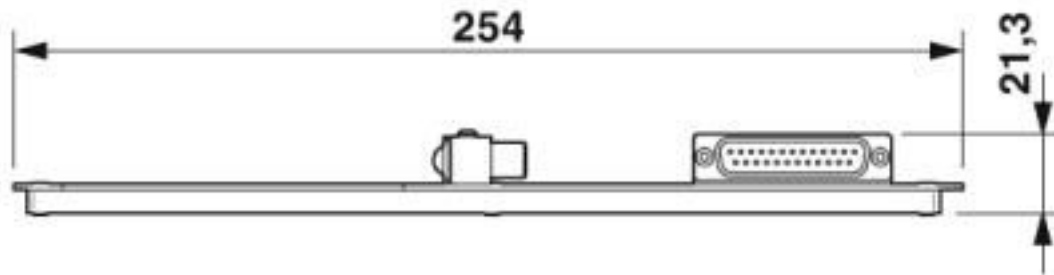
Environmental Product Compliance

REACH SVHC	Lead 7439-92-1
China RoHS	Environmentally Friendly Use Period = 50 years
	For details about hazardous substances go to tab "Downloads", Category "Manufacturer's declaration"

Drawings


Interface card - 1771-CARDEDGE10/D25F - 2908756

Dimensional drawing



Interface card - 1771-CARDEDGE10/D25F - 2908756

Circuit diagram



Classifications

eCl@ss

eCl@ss 10.0.1	27141152
eCl@ss 4.0	27250313
eCl@ss 4.1	27250313
eCl@ss 5.0	27250313
eCl@ss 5.1	27250313
eCl@ss 7.0	27141152
eCl@ss 8.0	27141152
eCl@ss 9.0	27141152

ETIM

ETIM 4.0	EC002780
ETIM 5.0	EC002780
ETIM 6.0	EC002780
ETIM 7.0	EC002780

Interface card - 1771-CARDEDGE10/D25F - 2908756

Approvals


Approvals


Approvals


CSA / UL Recognized / cUL Recognized / CSAus / cULus Recognized / cCSAus


Ex Approvals

Approval details

CSA		http://www.csagroup.org/services-industries/product-listing/	108860_0_000
Nominal voltage UN		125 V	
Nominal current IN		2 A	

UL Recognized		http://database.ul.com/cgi-bin/XYV/template/LISEXT/1FRAME/index.htm	FILE E 238705
Nominal voltage UN		125 V	
Nominal current IN		2 A	

cUL Recognized		http://database.ul.com/cgi-bin/XYV/template/LISEXT/1FRAME/index.htm	FILE E 238705
Nominal voltage UN		125 V	
Nominal current IN		2 A	

CSAus		http://www.csagroup.org/services-industries/product-listing/	108860_0_000
Nominal voltage UN		125 V	
Nominal current IN		2 A	

cULus Recognized			
------------------	---	--	--

Interface card - 1771-CARDEDGE10/D25F - 2908756

Approvals

cCSAus



Accessories

Accessories

System cable

Cable - CABLE-D-25SUB/M/OE/0,25/S/0,5M - 2926506



Assembled shielded round cable; connection 1: Single wires (25-position) (The wires are marked and fitted with ferrules. The braided shield is routed to a separate cable end.); connection 2: D-SUB pin strip (1x 25-position); cable length: 0.5 m

Cable - CABLE-D-25SUB/M/OE/0,25/S/1,0M - 2926519



Assembled shielded round cable; connection 1: Single wires (25-position) (The wires are marked and fitted with ferrules. The braided shield is routed to a separate cable end.); connection 2: D-SUB pin strip (1x 25-position); cable length: 1 m

Cable - CABLE-D-25SUB/M/OE/0,25/S/1,5M - 2926522



Assembled shielded round cable; connection 1: Single wires (25-position) (The wires are marked and fitted with ferrules. The braided shield is routed to a separate cable end.); connection 2: D-SUB pin strip (1x 25-position); cable length: 1.5 m

Cable - CABLE-D-25SUB/M/OE/0,25/S/2,0M - 2926535



Assembled shielded round cable; connection 1: Single wires (25-position) (The wires are marked and fitted with ferrules. The braided shield is routed to a separate cable end.); connection 2: D-SUB pin strip (1x 25-position); cable length: 2 m

Interface card - 1771-CARDEDGE10/D25F - 2908756

Accessories

Cable - CABLE-D-25SUB/M/OE/0,25/S/3,0M - 2926548



Assembled shielded round cable; connection 1: Single wires (25-position) (The wires are marked and fitted with ferrules. The braided shield is routed to a separate cable end.); connection 2: D-SUB pin strip (1x 25-position); cable length: 3 m

Cable - CABLE-D-25SUB/M/OE/0,25/S/4,0M - 2926551



Assembled shielded round cable; connection 1: Single wires (25-position) (The wires are marked and fitted with ferrules. The braided shield is routed to a separate cable end.); connection 2: D-SUB pin strip (1x 25-position); cable length: 4 m

Cable - CABLE-D-25SUB/M/OE/0,25/S/6,0M - 2926564



Assembled shielded round cable; connection 1: Single wires (25-position) (The wires are marked and fitted with ferrules. The braided shield is routed to a separate cable end.); connection 2: D-SUB pin strip (1x 25-position); cable length: 6 m

Phoenix Contact 2020 © - all rights reserved
<http://www.phoenixcontact.com>

PHOENIX CONTACT GmbH & Co. KG
Flachsmarktstr. 8
32825 Blomberg
Germany
Tel. +49 5235 300
Fax +49 5235 3 41200
<http://www.phoenixcontact.com>

Mouser Electronics

Authorized Distributor

Click to View Pricing, Inventory, Delivery & Lifecycle Information:

[Phoenix Contact:](#)

[2908756](#)