

Single relay - REL-MR-BL-24DC/21-21/MS - 2908181


Please be informed that the data shown in this PDF Document is generated from our Online Catalog. Please find the complete data in the user's documentation. Our General Terms of Use for Downloads are valid (<http://phoenixcontact.com/download>)



Plug-in miniature relay, with power contact, 2 changeover contacts, test button, mechanical switch position indicator, polarity: bipolar, input voltage: 24 V DC



Key Commercial Data

Packing unit	10 pc
Minimum order quantity	10 pc
GTIN	 4 055626 279404
GTIN	4055626279404

Technical data

Dimensions

Width	13 mm
Height	29 mm
Depth	25.5 mm

Ambient conditions

Ambient temperature (operation)	-40 °C ... 70 °C
Ambient temperature (storage/transport)	-40 °C ... 85 °C
Degree of protection	RT II

Coil side

Nominal input voltage U_N	24 V DC
Input voltage range in reference to U_N	0.8 ... 2.2 (see diagram)
Typical input current at U_N	17 mA
Typical response time	9 ms
Typical release time	6 ms
Power dissipation for nominal condition	0.41 W

Contact side

Single relay - REL-MR-BL-24DC/21-21/MS - 2908181

Technical data

Contact side

Contact type	2 PDT
Type of switch contact	Single contact
Contact material	AgNi
Maximum switching voltage	250 V AC/DC
Minimum switching voltage	12 V (at 10 mA)
Min. switching current	10 mA (at 12 V)
Maximum inrush current	16 A (20 ms)
Limiting continuous current	8 A
Interrupting rating (ohmic load) max.	192 W (at 24 V DC)
	62 W (at 48 V DC)
	42 W (at 60 V DC)
	55 W (at 110 V DC)
	66 W (at 220 V DC)

General

Test voltage relay winding/relay contact	5 kV AC (50 Hz, 1 min.)
Test voltage PDT/PDT	2.5 V AC (50 Hz, 1 min.)
Operating mode	100% operating factor
Mechanical service life	5x 10 ⁶ cycles
Service life, electrical	see diagram
Mounting position	any

Connection data

Connection method	Solder connection
-------------------	-------------------

Standards and Regulations

Standards/regulations	IEC 61810
	IEC 60664
Rated insulation voltage	250 V AC
Pollution degree	2
Overvoltage category	III

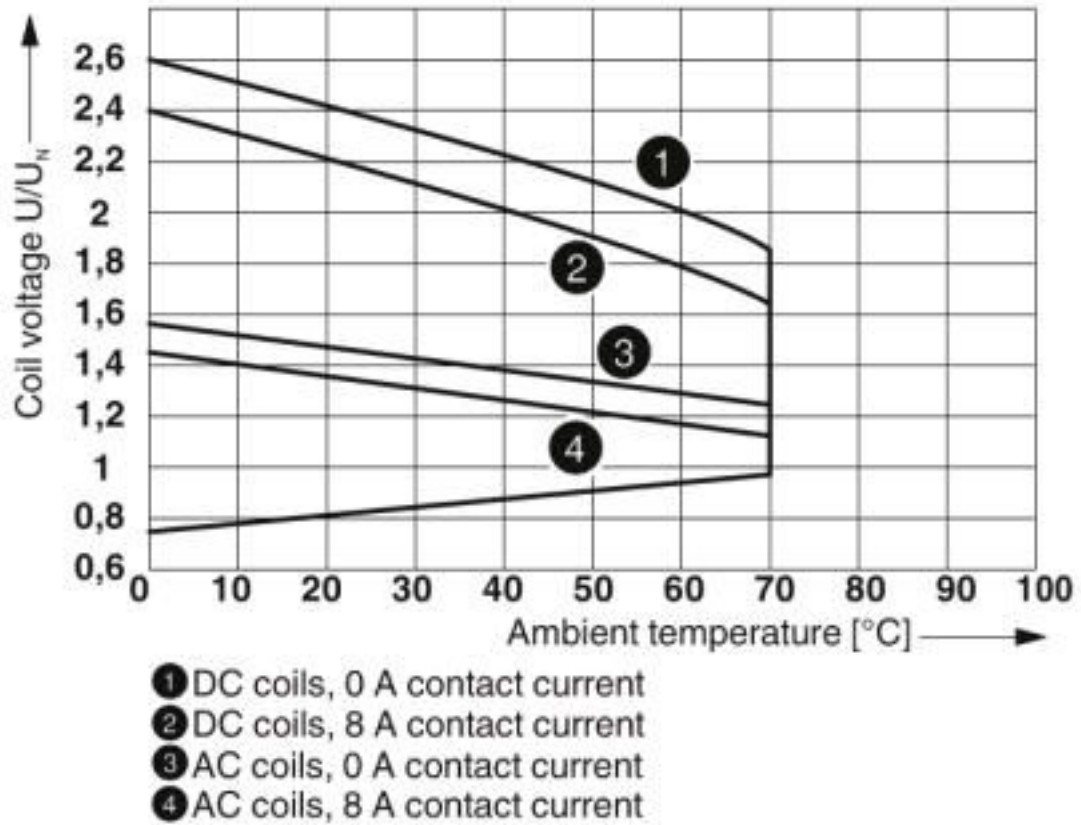
Environmental Product Compliance

China RoHS	Environmentally friendly use period: unlimited = EFUP-e
	No hazardous substances above threshold values

Drawings

Single relay - REL-MR-BL-24DC/21-21/MS - 2908181

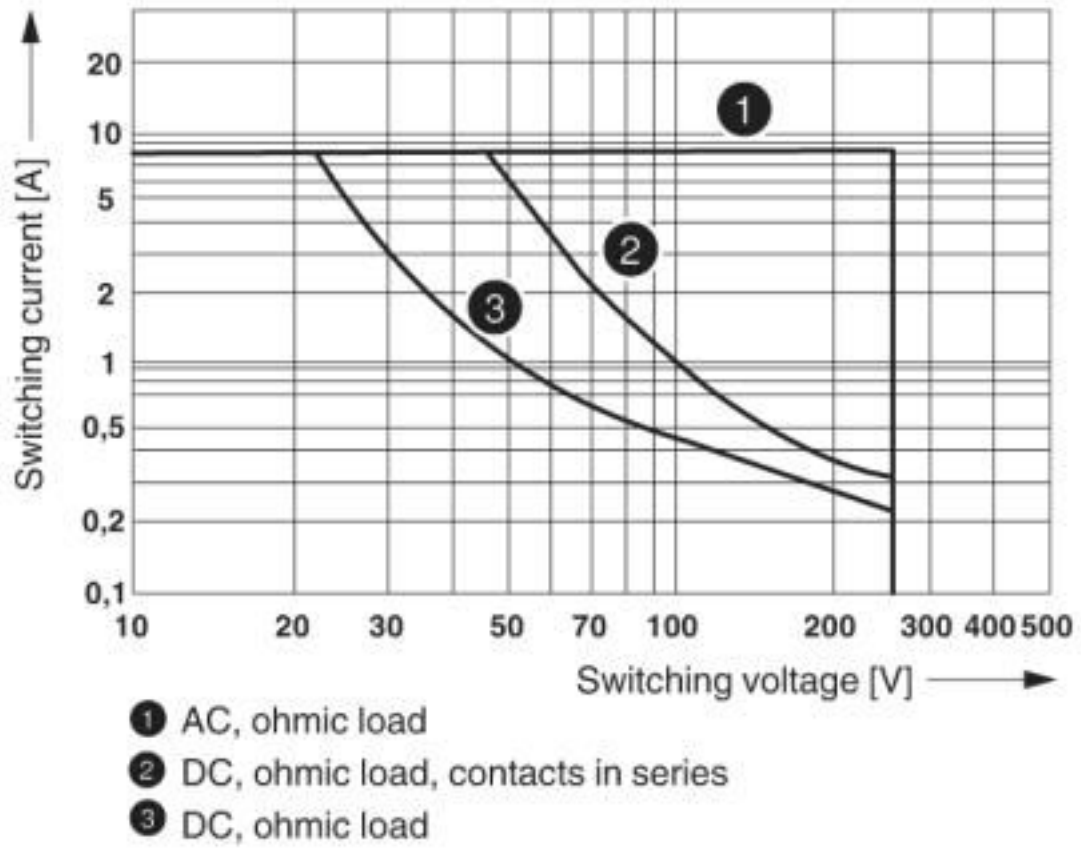
Diagram



Operating voltage range

Single relay - REL-MR-BL-24DC/21-21/MS - 2908181

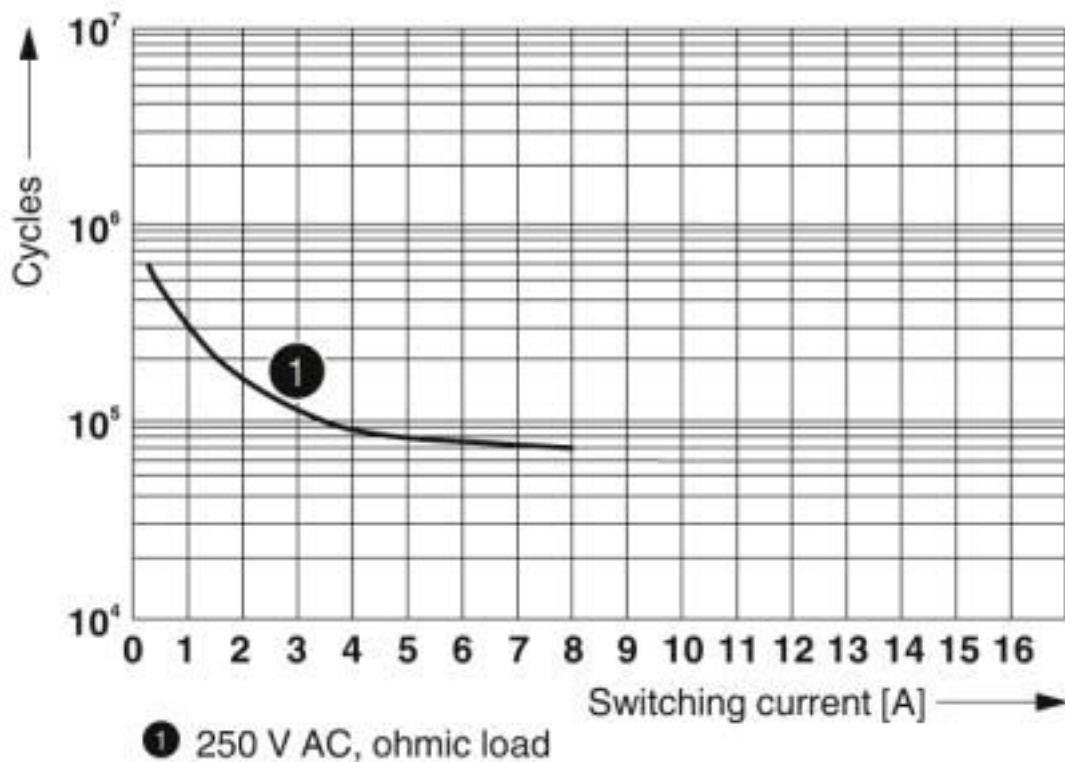
Diagram



Interrupting rating

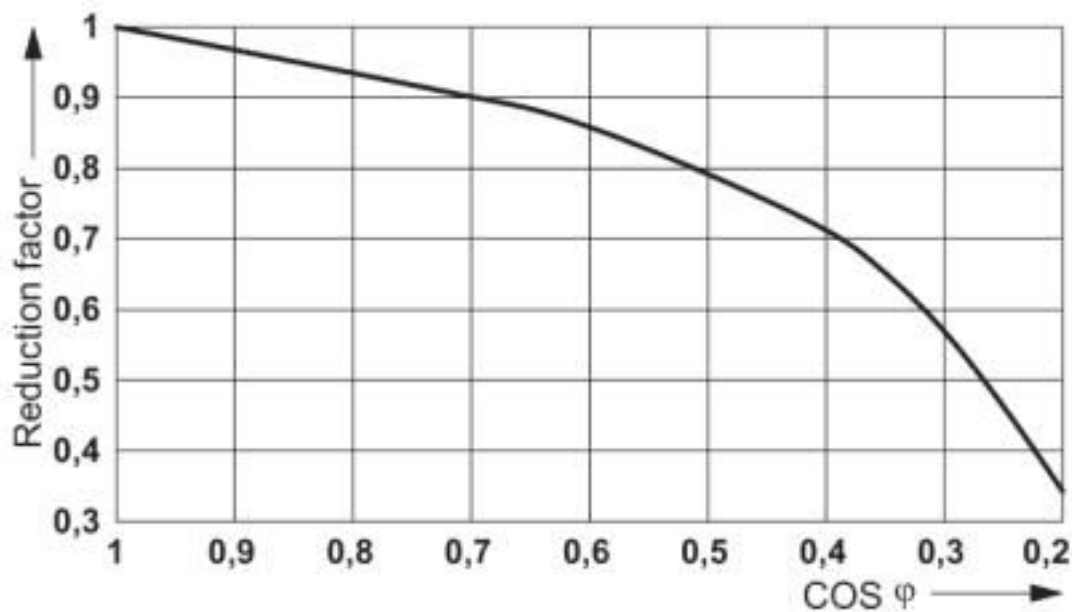
Single relay - REL-MR-BL-24DC/21-21/MS - 2908181

Diagram



Electrical service life

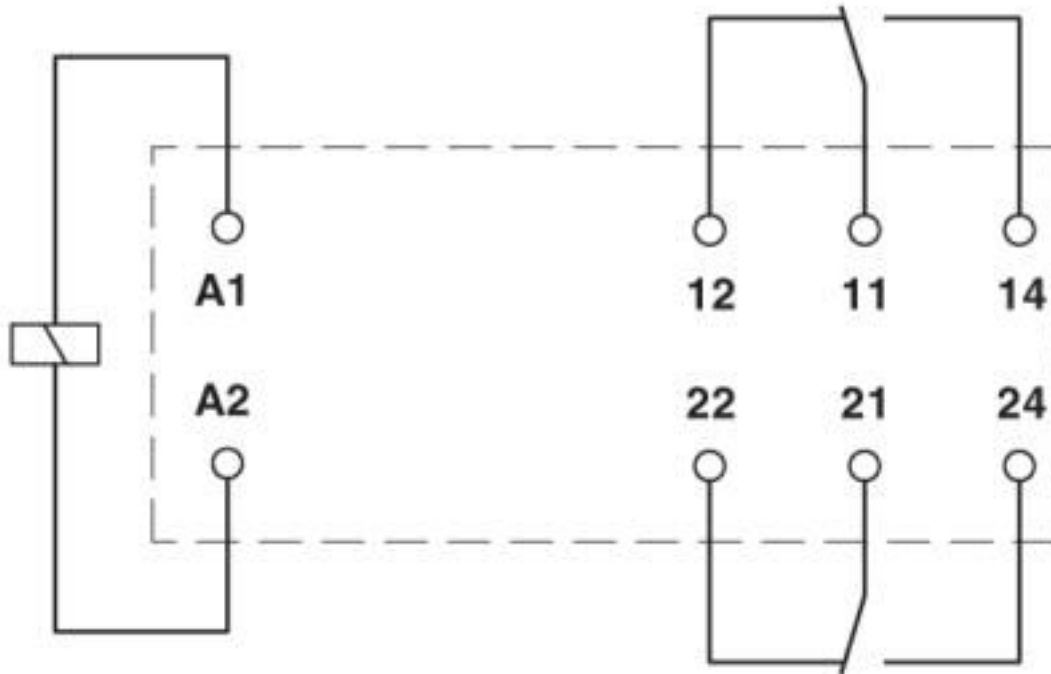
Diagram



Service life reduction factor with various cos phi

Single relay - REL-MR-BL-24DC/21-21/MS - 2908181

Circuit diagram



Classifications

eCl@ss

eCl@ss 10.0.1	27371601
eCl@ss 5.0	27371600
eCl@ss 5.1	27371600
eCl@ss 6.0	27371600
eCl@ss 7.0	27371601
eCl@ss 8.0	27371601
eCl@ss 9.0	27371601

ETIM

ETIM 2.0	EC001437
ETIM 3.0	EC001437
ETIM 4.0	EC001437
ETIM 5.0	EC001437
ETIM 6.0	EC001437
ETIM 7.0	EC001437

UNSPSC

UNSPSC 6.01	30211916
UNSPSC 7.0901	39121515
UNSPSC 11	39121515

Single relay - REL-MR-BL-24DC/21-21/MS - 2908181

Classifications

UNSPSC

UNSPSC 12.01	39121515
UNSPSC 13.2	39122334
UNSPSC 18.0	39122334
UNSPSC 19.0	39122334
UNSPSC 20.0	39122334
UNSPSC 21.0	39122334

Approvals

Approvals

Approvals

UL Recognized / cUL Recognized / EAC / EAC / cULus Recognized

Ex Approvals

Approval details

UL Recognized		http://database.ul.com/cgi-bin/XYV/template/LISEXT/1FRAME/index.htm	FILE E 195083
---------------	--	---	---------------

cUL Recognized		http://database.ul.com/cgi-bin/XYV/template/LISEXT/1FRAME/index.htm	FILE E 195083
----------------	--	---	---------------

EAC			TR_TS_D_00573_c
-----	--	--	-----------------

EAC			RU*C- DE.*08.B.00010
-----	--	--	-------------------------

cULus Recognized			
------------------	--	--	--

Accessories

Additional products

Single relay - REL-MR-BL-24DC/21-21/MS - 2908181

Accessories

Relay base - RIF-1-BPT/2X21 - 2900931



RIF-1... relay base, for miniature power relay with 1 or 2 PDTs or solid-state relays of the same design, push-in connection, plug-in option for input/suppressor modules, for mounting on NS 35/7,5

Relay base - RIF-1-BSC/2X21 - 2900930



RIF-1... relay base, for miniature power relay with 1 or 2 changeover contacts or identical solid-state relays, screw connection, plug-in option for input/interference suppression modules, for mounting on NS 35/7,5

Phoenix Contact 2020 © - all rights reserved
<http://www.phoenixcontact.com>

PHOENIX CONTACT GmbH & Co. KG
Flachsmarktstr. 8
32825 Blomberg
Germany
Tel. +49 5235 300
Fax +49 5235 3 41200
<http://www.phoenixcontact.com>

Mouser Electronics

Authorized Distributor

Click to View Pricing, Inventory, Delivery & Lifecycle Information:

[Phoenix Contact:](#)

[2908181](#)