

Surge protection device - TTC-6-2XTVSD-24DC-PT - 2906808

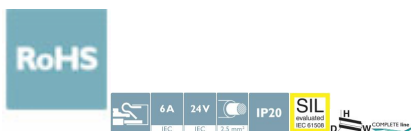
Please be informed that the data shown in this PDF Document is generated from our Online Catalog. Please find the complete data in the user's documentation. Our General Terms of Use for Downloads are valid (<http://phoenixcontact.com/download>)

Fine surge protection for two signal wires with common reference potential.




Your advantages

- ✔ Space-saving and inexpensive with a narrow overall width of just 6.2 mm
- ✔ Quick and tool-free installation of surge protective devices, thanks to Push-in connection technology



Key Commercial Data

Packing unit	1 pc
GTIN	 4 055626 135724
GTIN	4055626135724

Technical data

Dimensions

Height	105.8 mm
Width	6.2 mm +0.1 mm
Depth	69.5 mm (incl. DIN rail 7.5 mm)

Ambient conditions

Ambient temperature (operation)	-40 °C ... 85 °C
Ambient temperature (storage/transport)	-40 °C ... 85 °C
Permissible humidity (operation)	5 % ... 95 %
Altitude	≤ 4000 m (amsl (above mean sea level))
Degree of protection	IP20

General

Housing material	PBT
Flammability rating according to UL 94	V-0
Color	traffic grey A RAL 7042

Surge protection device - TTC-6-2XTVSD-24DC-PT - 2906808

Technical data

General

Mounting type	DIN rail: TH 35 - 7.5 mm
Type	DIN rail module, one-piece
Direction of action	Line-Earth Ground

Protective circuit

IEC test classification	C1
	C3
Nominal voltage U_N	24 V DC
Maximum continuous voltage U_C	30 V DC
	21 V AC
Rated current	6 A (55 °C)
Residual current I_{PE}	$\leq 10 \mu A$
Nominal discharge current I_n (8/20) μs (line-earth)	0.5 kA
Total discharge current I_{total} (8/20) μs	1 kA
Voltage protection level U_p (line-earth)	$\leq 60 V$ (C1 - 1 kV/500 A)
	$\leq 45 V$ (C3 - 25 A)
	$\leq 50 V$ (C3 - 100 A)
Response time t_A (line-earth)	$\leq 1 ns$
Input attenuation aE, asym.	typ. 0.3 dB ($\leq 300 kHz / 150 \Omega$)
Cut-off frequency f_g (3 dB), asym. (PE) in 150 Ohm system	typ. 960 kHz
Capacity (line-earth)	typ. 2.2 nF
Resistance per path	$\leq 100 m\Omega$
Max. required back-up fuse	6.3 A (FF)
Impulse durability (line-earth)	C1 - 1 kV / 500 A
	C3 - 100 A

Connection data

Connection method	Push-in connection
Stripping length	8 mm
Conductor cross section flexible	0.2 mm ² ... 2.5 mm ²
Conductor cross section solid	0.2 mm ² ... 4 mm ²
Conductor cross section AWG	24 ... 12

Standards and Regulations

Standards/specifications	IEC 61643-21 2000 + corrigendum 2001 + A1:2008, modified + A2:2012
	EN 61643-21 2001 + A1:2009 + A2:2013

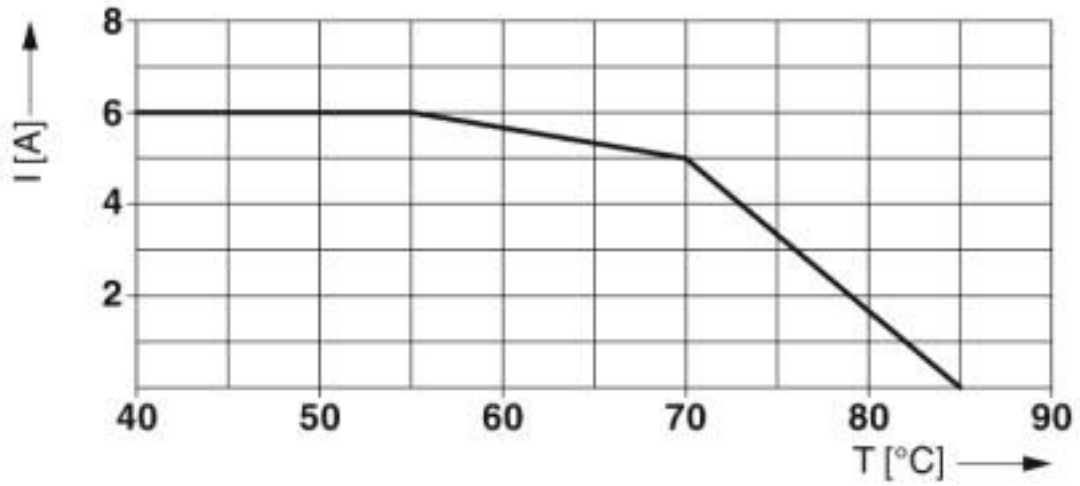
Environmental Product Compliance

REACH SVHC	Lead 7439-92-1
China RoHS	Environmentally Friendly Use Period = 50 years
	For details about hazardous substances go to tab "Downloads", Category "Manufacturer's declaration"

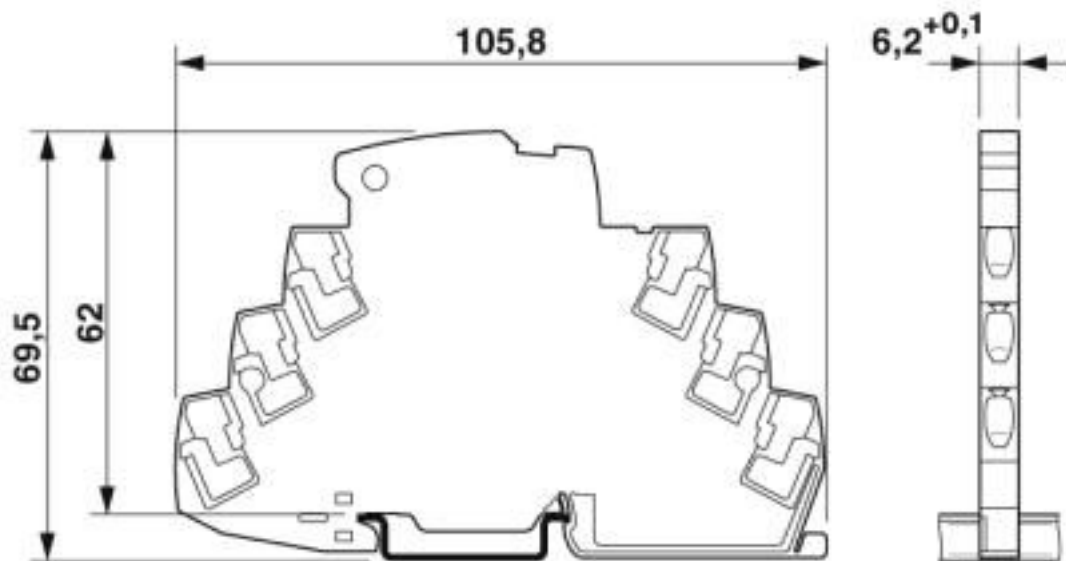
Surge protection device - TTC-6-2XTVSD-24DC-PT - 2906808

Drawings

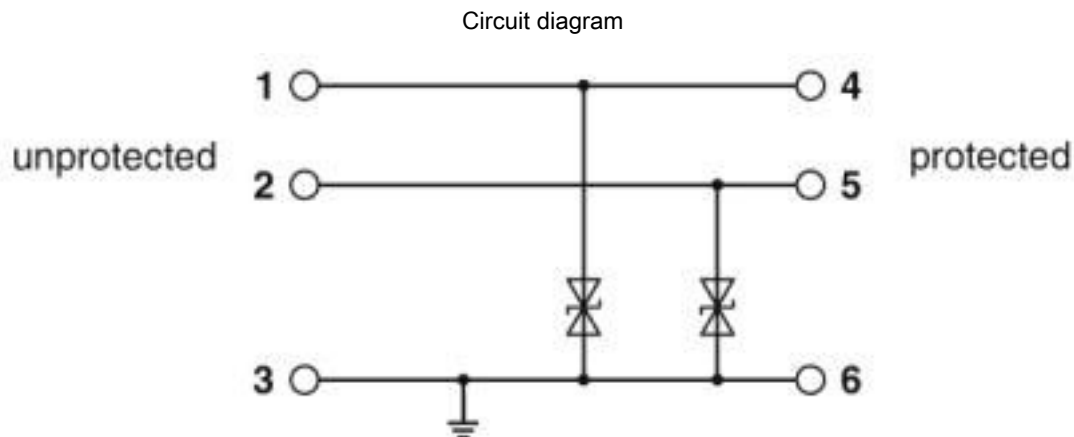
Diagram



Dimensional drawing



Surge protection device - TTC-6-2XTVSD-24DC-PT - 2906808



Classifications

eCl@ss

eCl@ss 10.0.1	27130807
eCl@ss 4.0	27140201
eCl@ss 4.1	27130801
eCl@ss 5.0	27130801
eCl@ss 5.1	27130801
eCl@ss 6.0	27130800
eCl@ss 7.0	27130807
eCl@ss 8.0	27130807
eCl@ss 9.0	27130807

ETIM

ETIM 2.0	EC000943
ETIM 3.0	EC000943
ETIM 4.0	EC000943
ETIM 5.0	EC000943
ETIM 6.0	EC000943
ETIM 7.0	EC000943

UNSPSC

UNSPSC 6.01	30212010
UNSPSC 7.0901	39121610
UNSPSC 11	39121610
UNSPSC 12.01	39121610
UNSPSC 13.2	39121620
UNSPSC 18.0	39121620
UNSPSC 19.0	39121620
UNSPSC 20.0	39121620
UNSPSC 21.0	39121620

Surge protection device - TTC-6-2XTVSD-24DC-PT - 2906808

Approvals

Approvals

Approvals

DNV GL / CSA / UL Listed / CSAus / cCSAus

Ex Approvals

Approval details

DNV GL		https://approvalfinder.dnvgl.com/	TAE000027G
CSA		http://www.csagroup.org/services-industries/product-listing/	70136717
UL Listed		http://database.ul.com/cgi-bin/XYV/template/LISEXT/1FRAME/index.htm	FILE E 138168
CSAus		http://www.csagroup.org/services-industries/product-listing/	70136717
cCSAus			

Accessories

Accessories

End block

End clamp - CLIPFIX 35-5 - 3022276



Quick mounting end clamp for NS 35/7,5 DIN rail or NS 35/15 DIN rail, with marking option, with parking option for FBS...5, FBS...6, KSS 5, KSS 6, width: 5.15 mm, color: gray

Surge protection device - TTC-6-2XTVSD-24DC-PT - 2906808

Accessories

Labeled terminal marker

Zack Marker strip, flat - ZBF 6 CUS - 0825027



Zack Marker strip, flat, Strip, can be ordered: Strip, white, labeled according to customer specifications, mounting type: snap into flat marker groove, for terminal block width: 6.2 mm, lettering field size: 5.15 x 6.15 mm, Number of individual labels: 10

Zack Marker strip, flat - ZBF 6,QR:FORTL.ZAHLEN - 0808765



Zack Marker strip, flat, Strip, white, labeled, Printed vertically: consecutive numbers 1 ... 10, 11 ... 20, etc. up to 91 ... 100, mounting type: snap into flat marker groove, for terminal block width: 6.2 mm, lettering field size: 5.15 x 6.15 mm, Number of individual labels: 10

Marker pen

Marker pen - X-PEN 0,35 - 0811228



Marker pen without ink cartridge, for manual labeling of markers, labeling extremely wipe-proof, line thickness 0.35 mm

Terminal marking

Zack Marker strip, flat - ZBF 6:UNBEDRUCKT - 0808710



Zack Marker strip, flat, Strip, white, unlabeled, can be labeled with: PLOTMARK, CMS-P1-PLOTTER, mounting type: snap into flat marker groove, for terminal block width: 6.2 mm, lettering field size: 5.15 x 6.15 mm, Number of individual labels: 10

Zack Marker strip, flat - ZBF 6/WH-100:UNBEDRUCKT - 0808736



Zack Marker strip, flat, Strip, white, unlabeled, can be labeled with: PLOTMARK, CMS-P1-PLOTTER, mounting type: snap into flat marker groove, for terminal block width: 6.2 mm, lettering field size: 5.15 x 6.15 mm, Number of individual labels: 10

Additional products

Surge protection device - TTC-6-2XTVSD-24DC-PT - 2906808

Accessories

Shield connection - SSA 3-6 - 2839295



Shield fast connection for 3 ... 6 mm cable diameter. Potential connecting cable: 200 mm, 1 mm², color: black

Shield connection - SSA 5-10 - 2839512



Shield fast connection for 5 ... 10 mm cable diameter. Potential connecting cable: 200 mm, 1 mm², color: black

Phoenix Contact 2020 © - all rights reserved
<http://www.phoenixcontact.com>

PHOENIX CONTACT GmbH & Co. KG
Flachsmarktstr. 8
32825 Blomberg
Germany
Tel. +49 5235 300
Fax +49 5235 3 41200
<http://www.phoenixcontact.com>

Mouser Electronics

Authorized Distributor

Click to View Pricing, Inventory, Delivery & Lifecycle Information:

[Phoenix Contact:](#)

[2906808](#)