

# Front adapters - FLK 50-PA/EZ-DR/HF/KS/ 700/YOC - 2904991


Please be informed that the data shown in this PDF Document is generated from our Online Catalog. Please find the complete data in the user's documentation. Our General Terms of Use for Downloads are valid (<http://phoenixcontact.com/download>)



Cast front adapter with attached, halogen-free round cable and a 50-pos. socket strip injection-molded on both sides for the connection of Yokogawa ProSafe controllers. Cable length: 7.0 m



## Key Commercial Data

Packing unit	1 pc
GTIN	 4 046356 906944
GTIN	4046356906944

## Technical data

### Note

Type of note	Notes on operation
Note	No additional touch protection is required when using a SELV/PELV voltage ( $\leq 25$ V AC or 60 V DC).

### Ambient conditions

Ambient temperature (operation)	-40 °C ... 70 °C (fixed installation)
	-10 °C ... 70 °C (flexible installation)
Ambient temperature (storage/transport)	-40 °C ... 80 °C
Maximum altitude	$\leq 2000$ m
Degree of protection	IP20
	$\geq$ IP54 (Installation location)

### General

Max. permissible operating voltage	30 V DC
Max. permissible current	500 mA (per path)
Mounting position	any
Nominal operating mode	100% operating factor

### Standards and Regulations

Flame resistance	IEC 60332-3-22
------------------	----------------

# Front adapters - FLK 50-PA/EZ-DR/HF/KS/ 700/YOC - 2904991

## Technical data

### Standards and Regulations

	IEC 60332-1-2
	VDE 0842, Part 332-1-2
Resistance to oil	against occasional splashes
Gasoline resistance	against occasional splashes
Designation	Air clearances and creepage distances
Standards/regulations	DIN EN 50178
Rated insulation voltage	63 V
Rated surge voltage	0.6 kV
Insulation	Functional insulation
Pollution degree	2
Overvoltage category	II

### Connection data

Connection name	Controller level
Connection method	Yokogawa, I/O cards compatible
Number of connections	1
Number of positions	50
Torque	0.5 Nm (Screw connection)
Insertion/withdrawal cycles	> 50

### Connection data 2

Connection name	Field level
Connection method	Yokogawa, KS compatible
Number of connections	1
Number of positions	50
Torque	0.5 Nm (Screw connection)
Insertion/withdrawal cycles	> 50

### Cable

Conductor construction: Number of litz wires:	7
Single wire, material	Cu tin-plated
Single wire, cross section	0.14 mm <sup>2</sup>
Shielding	Tinned copper-braided shield, approx. 85% covering
Length of cable	7 m
Outer sheath, material	Halogen-free sheath
External sheath, color	gray
Shielding	yes
Halogen-free cable	Yes
Cable insulation resistance	≥ 20 MΩ/km
Cable resistance	≤ 145 Ω/km

### Supported controller

Controller	Yokogawa ProSafe-RS
------------	---------------------

# Front adapters - FLK 50-PA/EZ-DR/HF/KS/ 700/YOC - 2904991


## Technical data

### Environmental Product Compliance

REACH SVHC	Lead 7439-92-1
China RoHS	Environmentally Friendly Use Period = 50 years
	For details about hazardous substances go to tab "Downloads", Category "Manufacturer's declaration"

## Drawings

Connection diagram



## Classifications

eCI@ss

eCI@ss 10.0.1	27242292
---------------	----------

# Front adapters - FLK 50-PA/EZ-DR/HF/KS/ 700/YOC - 2904991

## Classifications

### eCl@ss

eCl@ss 4.0	27260700
eCl@ss 4.1	27260700
eCl@ss 5.0	27260700
eCl@ss 5.1	27260700
eCl@ss 6.0	27249200
eCl@ss 7.0	27249290
eCl@ss 8.0	27249290
eCl@ss 9.0	27242292

### ETIM

ETIM 4.0	EC002584
ETIM 5.0	EC002584
ETIM 6.0	EC002584
ETIM 7.0	EC002584

### UNSPSC

UNSPSC 13.2	32151601
UNSPSC 18.0	32151601
UNSPSC 19.0	32151601
UNSPSC 20.0	32151601
UNSPSC 21.0	32151601

## Approvals

### Approvals

---

#### Approvals


UL Listed / cUL Listed / EAC / cULus Listed

---

#### Ex Approvals

---

### Approval details

UL Listed		<a href="http://database.ul.com/cgi-bin/XYV/template/LISEXT/1FRAME/index.htm">http://database.ul.com/cgi-bin/XYV/template/LISEXT/1FRAME/index.htm</a>	FILE E 238705
Nominal voltage UN	125 V		
Nominal current IN	0.5 A		

# Front adapters - FLK 50-PA/EZ-DR/HF/KS/ 700/YOC - 2904991

## Approvals

cUL Listed		<a href="http://database.ul.com/cgi-bin/XYV/template/LISEXT/1FRAME/index.htm">http://database.ul.com/cgi-bin/XYV/template/LISEXT/1FRAME/index.htm</a>	FILE E 238705
Nominal voltage UN		125 V	
Nominal current IN		0.5 A	

EAC		RU C- DE.A*30.B00767
-----	--	-------------------------

cULus Listed	
--------------	--

## Accessories

### Accessories

#### Marker carrier cable

Cable marker carrier - KME - 0807083



Cable marker carrier, white, unlabeled, mounting type: Assembly with cable binders, cable diameter: > 5 mm, lettering field size: 20 mm x 8 mm

## Spare parts

Screw set - VF-SCREW-YOKOGAWA/M3X18/DCS - 2902873



Replacement screw M3x18 for Yokogawa system cable, front adapter control side.

Screw set - VF-SCREW-YOKOGAWA/M4X25/KS - 2902874



Replacement screw M4x25 for Yokogawa system cable, module side.

---

Phoenix Contact 2020 © - all rights reserved  
<http://www.phoenixcontact.com>

PHOENIX CONTACT GmbH & Co. KG  
Flachsmarktstr. 8  
32825 Blomberg  
Germany  
Tel. +49 5235 300  
Fax +49 5235 3 41200  
<http://www.phoenixcontact.com>

# Mouser Electronics

Authorized Distributor

Click to View Pricing, Inventory, Delivery & Lifecycle Information:

[Phoenix Contact:](#)

[2904991](#)