

Inline terminal - IB IL AO 2/U/BP-PAC - 2861467

Please be informed that the data shown in this PDF Document is generated from our Online Catalog. Please find the complete data in the user's documentation. Our General Terms of Use for Downloads are valid (<http://phoenixcontact.com/download>)



Inline, Analog output terminal, Analog outputs: 2, 0 V ... 10 V, -10 V ... 10 V, connection method: 2-wire, transmission speed in the local bus: 500 kbps, degree of protection: IP20, including Inline connector and labeling field

Product Description

The terminal is designed for use within an Inline station. It is used to output analog voltage signals.


Your advantages

- 2 analog output channels
- Connection of actuators in 2-wire technology
- Voltage ranges: 0 V ... 10 V, ± 10 V
- Output values can be represented in two different formats
- Behavior of the outputs in the event of an error can be configured
- Process data update including conversion time of the digital/analog converter < 1 ms
- Very good output driver characteristics, making it also suitable for long actuator cables



- MUXE

Key Commercial Data

Packing unit	1 pc
GTIN	 4 017918 894382
GTIN	4017918894382

Technical data

Note

Utilization restriction	EMC: class A product, see manufacturer's declaration in the download area
-------------------------	---

Dimensions

Width	12.2 mm
Height	136.8 mm
Depth	71.5 mm

Inline terminal - IB IL AO 2/U/BP-PAC - 2861467

Technical data

Ambient conditions

Ambient temperature (operation)	-25 °C ... 55 °C
Ambient temperature (storage/transport)	-25 °C ... 85 °C
Permissible humidity (operation)	10 % ... 95 % (non-condensing)
Permissible humidity (storage/transport)	10 % ... 95 % (non-condensing)
Air pressure (operation)	70 kPa ... 106 kPa (up to 3000 m above sea level)
Air pressure (storage/transport)	70 kPa ... 106 kPa (up to 3000 m above sea level)
Degree of protection	IP20

General

Mounting type	DIN rail
Color	green
Net weight	48 g
Note on weight specifications	with connector
Diagnostics messages	Failure of or insufficient communications power U_L I/O error message sent to the bus coupler

Interfaces

Designation	Inline local bus
No. of channels	2
Connection method	Inline data jumper
Transmission speed	500 kbps
Transmission physics	Copper

Inline potentials

Designation	Communications power (U_L)
Supply voltage	7.5 V DC (via voltage jumper)
Current consumption	typ. 33 mA
	max. 40 mA
Designation	Supply of analog modules (U_{ANA})
Supply voltage	24 V DC (via voltage jumper)
Supply voltage range	19.2 V DC ... 30 V DC (including all tolerances, including ripple)
Current consumption	typ. 18 mA (No-load)
	max. 28 mA (No-load)
	typ. 25 mA (Full load ($R_L = 2 \text{ k}\Omega$))
	max. 35 mA (Full load ($R_L = 2 \text{ k}\Omega$))
Power consumption	typ. 0.68 W (No-load)

Analog outputs

Number of outputs	2
Connection technology	2-wire
Note regarding the connection technology	shielded
Output name	Analog outputs
D/A conversion time	< 100 ns

Inline terminal - IB IL AO 2/U/BP-PAC - 2861467

Technical data

Analog outputs

Type of protection	Transient protection of outputs
Data formats	IB IL, IB ST
Representation of output values	16 bits (15 bits + sign)
DAC resolution	13 Bit
Process data update	< 1 ms
Voltage output signal	0 V ... 10 V
	-10 V ... 10 V
Load/output load voltage output	> 2 kΩ
Precision	typ. 0.02 % (of output range final value)
Permissible cable length	max. 500 m (The specifications refer to nominal operation after complying with installation instructions. The specifications refer to the following reference cable type: Shielded power station cable: LiYCY; 2 x 2 x 0,5 mm ² ; VDE0812)

Electrical isolation

Test section	7.5 V supply (bus logic), 24 V supply U_{ANA} / I/O 500 V AC 50 Hz 1 min.
	7.5 V supply (bus logic), 24 V supply U_{ANA} / functional ground 500 V AC 50 Hz 1 min.
	24 V supply (I/O)/functional ground 500 V AC 50 Hz 1 min.

Standards and Regulations

Connection in acc. with standard	CUL
Protection class	III (IEC 61140, EN 61140, VDE 0140-1)

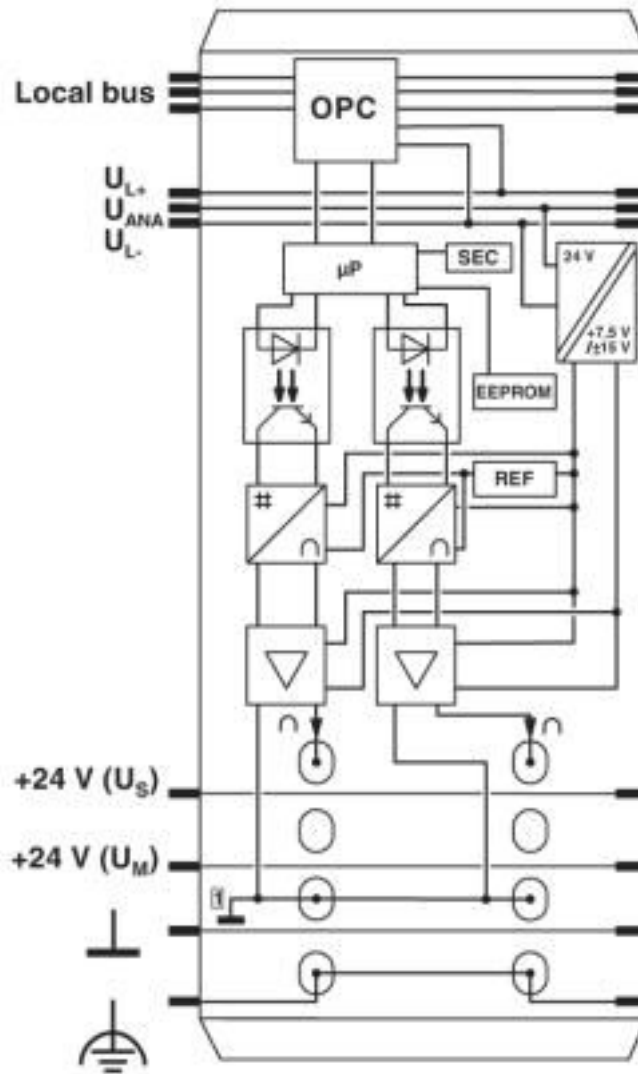
Environmental Product Compliance

REACH SVHC	Lead 7439-92-1
China RoHS	Environmentally friendly use period: unlimited = EFUP-e
	No hazardous substances above threshold values

Drawings

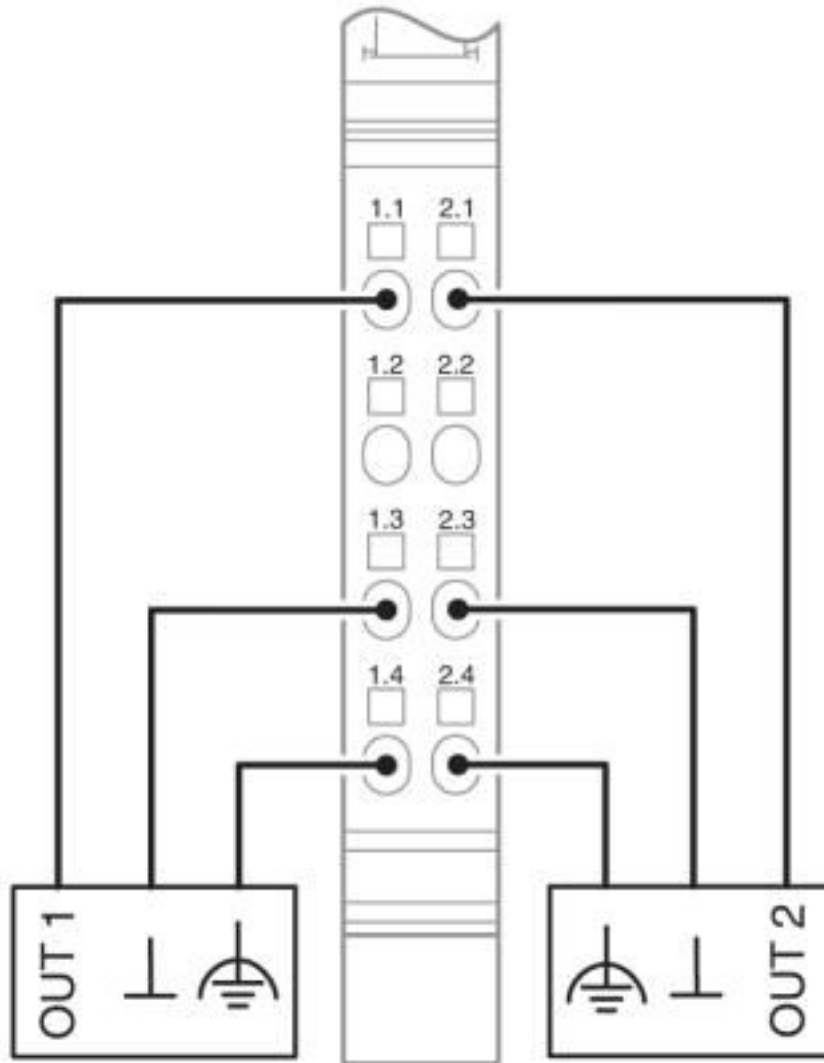
Inline terminal - IB IL AO 2/U/BP-PAC - 2861467

Block diagram



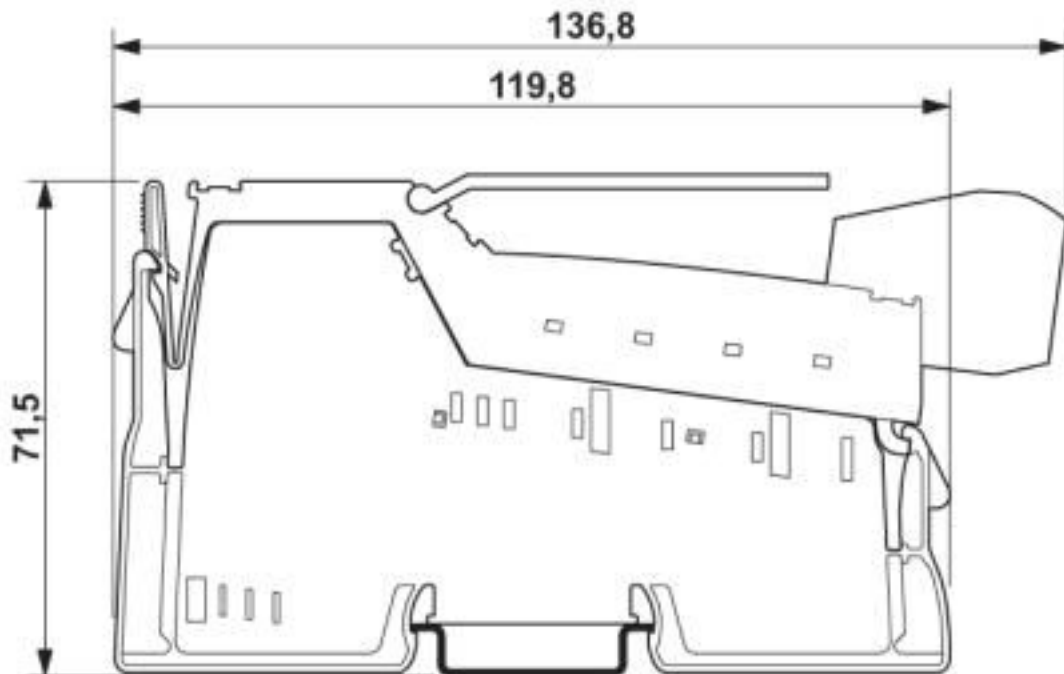
Inline terminal - IB IL AO 2/U/BP-PAC - 2861467

Connection diagram



Inline terminal - IB IL AO 2/U/BP-PAC - 2861467

Dimensional drawing



Classifications

eCl@ss

eCl@ss 10.0.1	27242601
eCl@ss 4.0	27250300
eCl@ss 4.1	27250300
eCl@ss 5.0	27250300
eCl@ss 5.1	27242600
eCl@ss 6.0	27242600
eCl@ss 7.0	27242601
eCl@ss 8.0	27242601
eCl@ss 9.0	27242601

ETIM

ETIM 2.0	EC001431
ETIM 3.0	EC001596
ETIM 4.0	EC001596
ETIM 5.0	EC001596
ETIM 6.0	EC001596
ETIM 7.0	EC001596

UNSPSC

UNSPSC 6.01	43172015
UNSPSC 7.0901	43201404

Inline terminal - IB IL AO 2/U/BP-PAC - 2861467

Classifications

UNSPSC

UNSPSC 11	43172015
UNSPSC 12.01	43201404
UNSPSC 13.2	32151602
UNSPSC 18.0	32151602
UNSPSC 19.0	32151602
UNSPSC 20.0	32151602
UNSPSC 21.0	32151602

Approvals

Approvals





Approvals

DNV GL / BSH / BV / LR / ABS / BSH / RINA / UL Recognized / EAC

Ex Approvals

UL Listed / cUL Listed / cULus Listed

Approval details

DNV GL		https://approvalfinder.dnvgl.com/	TAA00002CU
BSH			Anwenderhinweis
BV		http://www.veristar.com/portal/veristarinfo/generalinfo/approved/approvedProducts/equipmentAndMaterials	20989/B2_BV
LR		http://www.lr.org/en	08/20033
ABS		http://www.eagle.org/eagleExternalPortalWEB/	17-HG1621871-PDA
BSH			658
RINA		http://www.rina.org/en	ELE001320XG

Inline terminal - IB IL AO 2/U/BP-PAC - 2861467

Approvals

UL Recognized		http://database.ul.com/cgi-bin/XYV/template/LISEXT/1FRAME/index.htm	FILE E 140324
---------------	--	---	---------------

EAC		EAC-Zulassung
-----	--	---------------

Accessories

Accessories

Labeling panel

Labeling field - IB IL FIELD 2 - 2727501

Labeling field, width: 12.2 mm



Plug

Inline shield connector - IB IL SCN 6-SHIELD-TWIN - 2740245



Inline shield connector

Inline connector - IB IL SCN-8 - 2726337

Connector, for digital 1, 2 or 8-channel Inline terminals



Inline connector - IB IL SCN-8-CP - 2727608



Inline connector, colored

Inline terminal - IB IL AO 2/U/BP-PAC - 2861467

Accessories

Terminal marking

Insert strip - ESL 62X10 - 0809492



Insert strip, Sheet, white, unlabeled, can be labeled with: Office printing systems: Laser printer, mounting type: insert, lettering field size: 62 x 10 mm, Number of individual labels: 72

Phoenix Contact 2020 © - all rights reserved
<http://www.phoenixcontact.com>

PHOENIX CONTACT GmbH & Co. KG
Flachsmarktstr. 8
32825 Blomberg
Germany
Tel. +49 5235 300
Fax +49 5235 3 41200
<http://www.phoenixcontact.com>

Mouser Electronics

Authorized Distributor

Click to View Pricing, Inventory, Delivery & Lifecycle Information:

[Phoenix Contact:](#)

[2861467](#)