

Inline terminal - IB IL 24 PWR IN-PAC - 2861331

Please be informed that the data shown in this PDF Document is generated from our Online Catalog. Please find the complete data in the user's documentation. Our General Terms of Use for Downloads are valid (<http://phoenixcontact.com/download>)



Inline power terminal, complete with accessories (connector and labeling field), 24 V DC, without fuse

Product Description

The terminal is designed for use within an Inline station. It enables the 24 V supply voltage to be fed into the main circuit (U_M). In addition, this terminal can be used to supply power for a 24 V segment circuit (U_S).


Your advantages

- Supply of the 24 V main voltage U_M
- Feed-in or provision of the 24 V segment voltage U_S
- Main circuit protected by an external fuse
- Segment circuit can be protected by an external fuse



- MUXE

Key Commercial Data

Packing unit	1 pc
GTIN	 4 017918 894276
GTIN	4017918894276

Technical data

Note

Utilization restriction	EMC: class A product, see manufacturer's declaration in the download area
-------------------------	---

Dimensions

Width	12.2 mm
Height	119.8 mm
Depth	71.5 mm

Interfaces

Connection method	Inline data jumper
-------------------	--------------------

Inline terminal - IB IL 24 PWR IN-PAC - 2861331

Technical data

Interfaces

Interface	Inline local bus
-----------	------------------

General

Type of protection	Surge protection
	Reverse polarity protection
	Overload protection, short-circuit protection in the segment circuit
Weight	59 g
Number of plugs	1

Inline potentials

Designation	Main circuit supply (U_M)
Supply voltage	24 V DC (via Inline connector)
Supply voltage range	19.2 V ... 30 V (including all tolerances, including ripple)
Power supply unit	max. 8 A (Sum of $U_M + U_S$; 4 A, maximum, when used in potentially explosive areas.)
Designation	Segment circuit supply (U_S)
Supply voltage	24 V DC (via Inline connector)
Supply voltage range	19.2 V DC ... 30 V DC (including all tolerances, including ripple)
Power supply unit	max. 8 A (Sum of $U_M + U_S$; 4 A, maximum, when used in potentially explosive areas.)

Standards and Regulations

Connection in acc. with standard	CUL
----------------------------------	-----

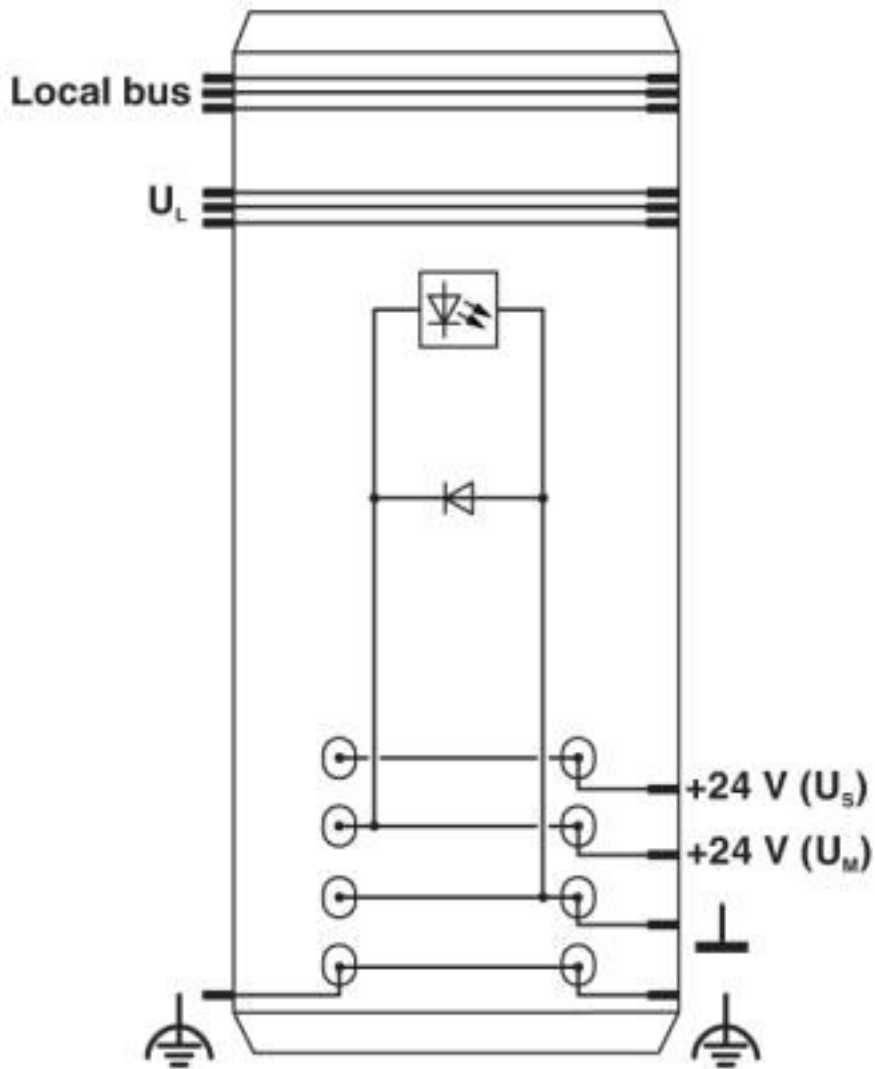
Environmental Product Compliance

REACH SVHC	Lead 7439-92-1
China RoHS	Environmentally Friendly Use Period = 50 years
	For details about hazardous substances go to tab "Downloads", Category "Manufacturer's declaration"

Drawings

Inline terminal - IB IL 24 PWR IN-PAC - 2861331

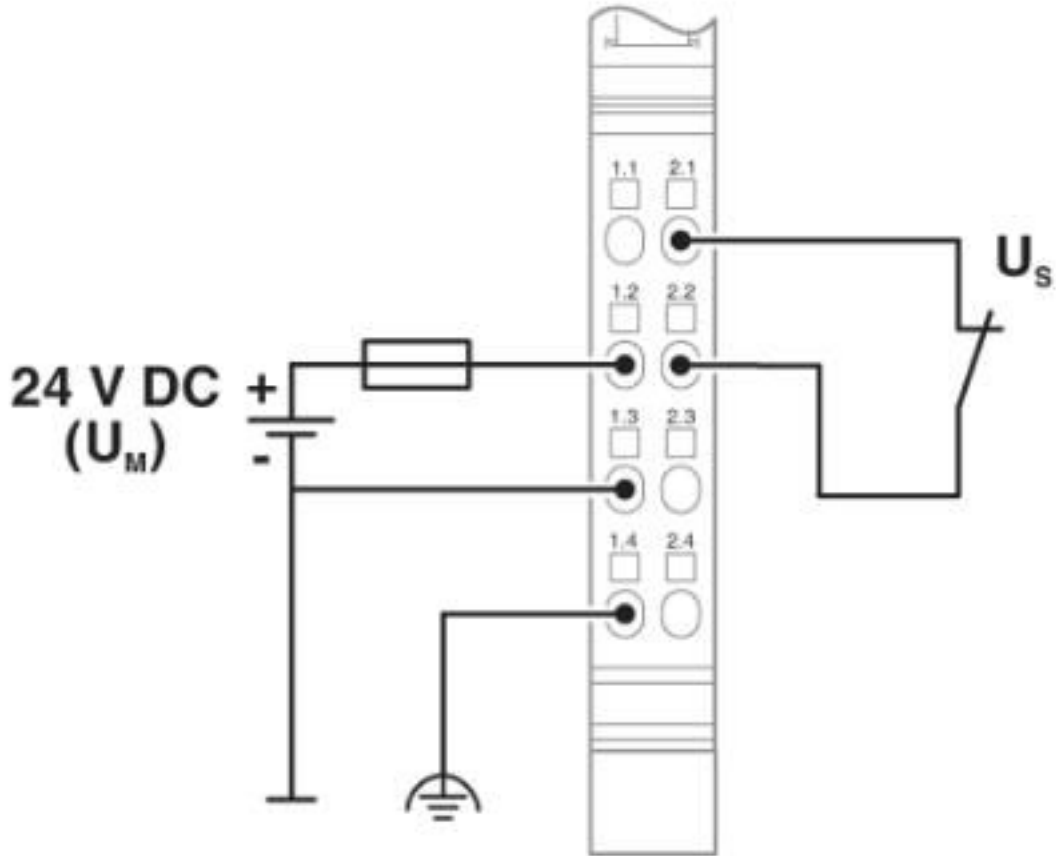
Block diagram



Internal wiring of the terminal points

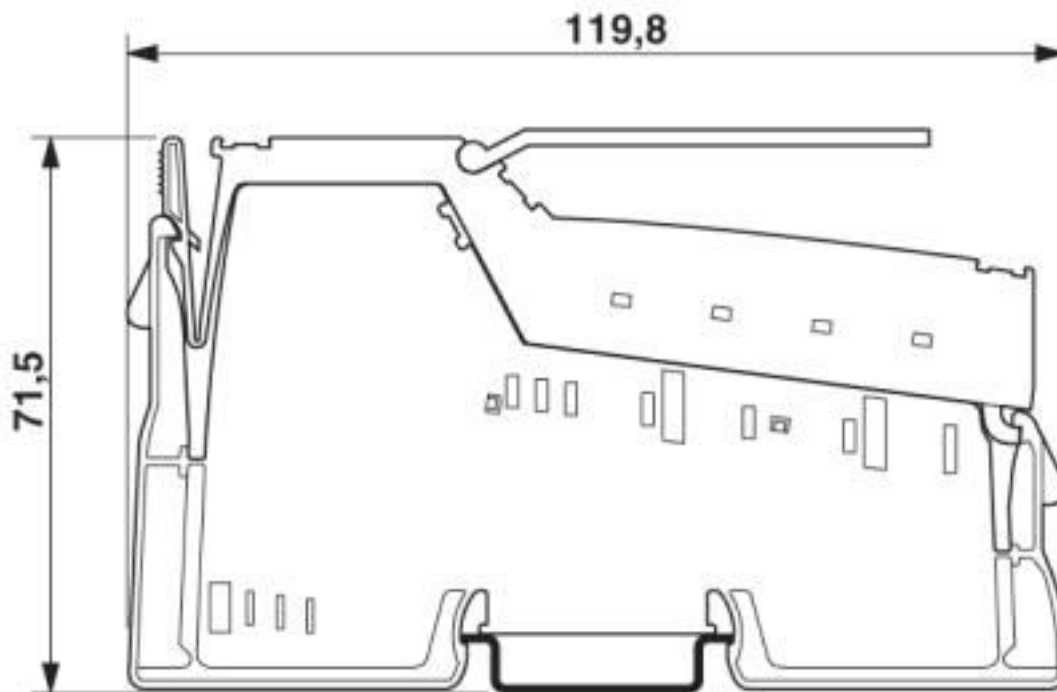
Inline terminal - IB IL 24 PWR IN-PAC - 2861331

Connection diagram



Inline terminal - IB IL 24 PWR IN-PAC - 2861331

Dimensional drawing



Classifications

eCl@ss

eCl@ss 10.0.1	27242610
eCl@ss 4.0	27250300
eCl@ss 4.1	27250300
eCl@ss 5.0	27250300
eCl@ss 5.1	27242600
eCl@ss 6.0	27242600
eCl@ss 7.0	27242610
eCl@ss 8.0	27242610
eCl@ss 9.0	27242610

ETIM

ETIM 2.0	EC001433
ETIM 3.0	EC001600
ETIM 4.0	EC001600
ETIM 5.0	EC001600
ETIM 6.0	EC001600
ETIM 7.0	EC001600

UNSPSC

UNSPSC 6.01	43172015
-------------	----------

Inline terminal - IB IL 24 PWR IN-PAC - 2861331

Classifications

UNSPSC

UNSPSC 7.0901	43201404
UNSPSC 11	43172015
UNSPSC 12.01	43201404
UNSPSC 13.2	32151602
UNSPSC 18.0	32151602
UNSPSC 19.0	32151602
UNSPSC 20.0	32151602
UNSPSC 21.0	32151602

Approvals

Approvals




Approvals

DNV GL / BSH / BV / LR / ABS / BSH / RINA / UL Recognized / EAC

Ex Approvals

UL Listed / cUL Listed / ATEX / cULus Listed

Approval details

DNV GL		https://approvalfinder.dnvgl.com/	TAA00000BN
BSH			Anwenderhinweis
BV		http://www.veristar.com/portal/veristarinfo/generalinfo/approved/approvedProducts/equipmentAndMaterials	21595/B0 BV
LR		http://www.lr.org/en	08/20033
ABS		http://www.eagle.org/eagleExternalPortalWEB/	17-HG1621871-PDA
BSH			658

Inline terminal - IB IL 24 PWR IN-PAC - 2861331

Approvals

RINA		http://www.rina.org/en	ELE001320XG
------	--	---	-------------

UL Recognized		http://database.ul.com/cgi-bin/XYV/template/LISEXT/1FRAME/index.htm	FILE E 140324
---------------	--	---	---------------

EAC			EAC-Zulassung
-----	--	--	---------------

Accessories

Accessories

Labeling panel

Labeling field - IB IL FIELD 2 - 2727501

Labeling field, width: 12.2 mm



Plug

Inline connector - IB IL SCN-PWR IN-CP - 2727637



Connector, colored, for Inline power and segment terminal blocks

Inline connector - IB IL SCN-PWR IN - 2727462

Connector, for Inline power and segment terminal blocks



Terminal marking

Inline terminal - IB IL 24 PWR IN-PAC - 2861331

Accessories

Insert strip - ESL 62X10 - 0809492



Insert strip, Sheet, white, unlabeled, can be labeled with: Office printing systems: Laser printer, mounting type: insert, lettering field size: 62 x 10 mm, Number of individual labels: 72

Phoenix Contact 2020 © - all rights reserved
<http://www.phoenixcontact.com>

PHOENIX CONTACT GmbH & Co. KG
Flachsmarktstr. 8
32825 Blomberg
Germany
Tel. +49 5235 300
Fax +49 5235 3 41200
<http://www.phoenixcontact.com>

Mouser Electronics

Authorized Distributor

Click to View Pricing, Inventory, Delivery & Lifecycle Information:

[Phoenix Contact:](#)

[2861331](#)