

Front adapters - FLK 50-PA/EZ-DR/KS/5000/YUC - 2318981


Please be informed that the data shown in this PDF Document is generated from our Online Catalog. Please find the complete data in the user's documentation. Our General Terms of Use for Downloads are valid (<http://phoenixcontact.com/download>)



Cast front adapter with attached round cable and a 50-pos. socket strip injection-molded on both sides for the connection of Yokogawa controllers. Cable length: 50.0 m



Key Commercial Data

Packing unit	1 pc
GTIN	 4 046356 327312
GTIN	4046356327312

Technical data

Note

Type of note	Notes on operation
Note	No additional touch protection is required when using a SELV/PELV voltage (≤ 25 V AC or 60 V DC).

Ambient conditions

Ambient temperature (operation)	-40 °C ... 70 °C (fixed installation)
	-10 °C ... 70 °C (flexible installation)
Ambient temperature (storage/transport)	-40 °C ... 80 °C
Maximum altitude	≤ 2000 m
Degree of protection	IP20
	\geq IP54 (Installation location)

General

Max. permissible operating voltage	30 V DC
Max. permissible current	500 mA (per path)
Mounting position	any
Nominal operating mode	100% operating factor

Standards and Regulations

Flame resistance	UL VW-1
------------------	---------

Front adapters - FLK 50-PA/EZ-DR/KS/5000/YUC - 2318981

Technical data

Standards and Regulations

	CSA FT-1
	IEC 60332-1-2
	VDE 0842, Part 332-1-2
	IEC 60332-3-22
Resistance to oil	against occasional splashes
Gasoline resistance	against occasional splashes
Designation	Air clearances and creepage distances
Standards/regulations	DIN EN 50178
Rated insulation voltage	63 V
Rated surge voltage	0.6 kV
Insulation	Functional insulation
Pollution degree	2
Overvoltage category	II

Connection data

Connection name	Control side
Connection method	Yokogawa, I/O cards compatible
Number of connections	1
Number of positions	50
Torque	0.5 Nm (Screw connection)
Insertion/withdrawal cycles	> 50

Connection data 2

Connection name	Module side
Connection method	Yokogawa, KS compatible
Number of connections	1
Number of positions	50
Torque	0.5 Nm (Screw connection)
Insertion/withdrawal cycles	> 50

Cable

Conductor construction: Number of litz wires:	7
Single wire, material	Cu tin-plated
Single wire, cross section	0.14 mm ²
Length of cable	50 m
Outer sheath, material	Semi-rigid PVC
External sheath, color	gray
Shielding	yes
Halogen-free cable	No
Cable insulation resistance	≥ 20 MΩ/km (at 20 °C)
Cable resistance	≤ 145 Ω/km (at 20 °C)

Supported controller

Front adapters - FLK 50-PA/EZ-DR/KS/5000/YUC - 2318981

Technical data

Supported controller

Controller	YOKOGAWA CS3000 CentumVP
- suitable I/O card	ADV151
	ADV551
Controller	YOKOGAWA STARDOM
- suitable I/O card	NFDV151
	NFDV551

Environmental Product Compliance

REACH SVHC	Lead 7439-92-1
China RoHS	Environmentally Friendly Use Period = 50 years
	For details about hazardous substances go to tab "Downloads", Category "Manufacturer's declaration"

Drawings

Front adapters - FLK 50-PA/EZ-DR/KS/5000/YUC - 2318981

Connection diagram

50-pos. connector to the I/O card	50-pos. connector to the module	Wire color
1	50	black
2	49	brown
3	48	red
4	47	orange
5	46	yellow
6	45	green
7	44	blue
8	43	violet
9	42	gray
10	41	white
11	40	white-black
12	39	white-brown
13	38	white-red
14	37	white-orange
15	36	white-yellow
16	35	white-green
17	34	white-blue
18	33	white-violet
19	32	white-gray
20	31	brown-black
21	30	brown-red
22	29	brown-orange
23	28	brown-yellow
24	27	brown-green
25	26	brown-blue
26	25	brown-violet
27	24	brown-gray
28	23	brown-white
29	22	green-black
30	21	green-brown
31	20	green-red
32	19	green-orange
33	18	green-blue
34	17	green-violet
35	16	green-gray
36	15	green-white
37	14	yellow-black
38	13	yellow-brown
39	12	yellow-red
40	11	yellow-orange
41	10	yellow-blue
42	9	yellow-violet
43	8	yellow-gray
44	7	yellow-white
45	6	gray-black
46	5	gray-brown
47	4	gray-red
48	3	gray-orange
49	2	gray-yellow
50	1	gray-green

Classifications

eCl@ss

eCl@ss 10.0.1	27242292
eCl@ss 4.0	27060300
eCl@ss 4.1	27060300
eCl@ss 5.0	27061800
eCl@ss 5.1	27061800
eCl@ss 6.0	27249200
eCl@ss 7.0	27249290
eCl@ss 8.0	27249290
eCl@ss 9.0	27242292

Front adapters - FLK 50-PA/EZ-DR/KS/5000/YUC - 2318981

Classifications

ETIM

ETIM 4.0	EC002584
ETIM 5.0	EC002584
ETIM 6.0	EC002584
ETIM 7.0	EC002584

UNSPSC

UNSPSC 6.01	26121620
UNSPSC 7.0901	26121620
UNSPSC 11	26121620
UNSPSC 12.01	26121620
UNSPSC 13.2	32151601
UNSPSC 18.0	32151601
UNSPSC 19.0	32151601
UNSPSC 20.0	32151601
UNSPSC 21.0	32151601

Approvals


Approvals


Approvals

UL Listed / cUL Listed / EAC / cULus Listed

Ex Approvals



Approval details

UL Listed		http://database.ul.com/cgi-bin/XYV/template/LISEXT/1FRAME/index.htm	FILE E 238705
Nominal voltage UN	125 V		
Nominal current IN	0.5 A		

cUL Listed		http://database.ul.com/cgi-bin/XYV/template/LISEXT/1FRAME/index.htm	FILE E 238705
Nominal voltage UN	125 V		
Nominal current IN	0.5 A		

Front adapters - FLK 50-PA/EZ-DR/KS/5000/YUC - 2318981

Approvals



Accessories

Spare parts

Screw set - VF-SCREW-YOKOGAWA/M3X18/DCS - 2902873



Replacement screw M3x18 for Yokogawa system cable, front adapter control side.

Screw set - VF-SCREW-YOKOGAWA/M4X25/KS - 2902874



Replacement screw M4x25 for Yokogawa system cable, module side.

Phoenix Contact 2020 © - all rights reserved
<http://www.phoenixcontact.com>

PHOENIX CONTACT GmbH & Co. KG
Flachsmarktstr. 8
32825 Blomberg
Germany
Tel. +49 5235 300
Fax +49 5235 3 41200
<http://www.phoenixcontact.com>

Mouser Electronics

Authorized Distributor

Click to View Pricing, Inventory, Delivery & Lifecycle Information:

[Phoenix Contact:](#)

[2318981](#)