

Front adapters - CABLE-50/4FLK14/ 2,0M/YUC - 2314655

Please be informed that the data shown in this PDF Document is generated from our Online Catalog. Please find the complete data in the user's documentation. Our General Terms of Use for Downloads are valid (<http://phoenixcontact.com/download>)




Cast Yokogawa front adapter with attached round cable and an injection-molded 50-pos. socket strip for the connection of 4 x 8 channels on the field side. Cable length: 2.0 m

Your advantages

- ✓ Four 14-pos. connectors on the module side for connecting four 8-channel VARIOFACE modules of the system cabling
- ✓ Lateral cable outlet of the I/O module

Key Commercial Data

Packing unit	1 pc
GTIN	 4 046356 147316
GTIN	4046356147316

Technical data

Ambient conditions

Ambient temperature (operation)	-20 °C ... 50 °C
Ambient temperature (storage/transport)	-20 °C ... 70 °C

General

Max. permissible operating voltage	30 V DC
Max. permissible current	500 mA (per path at 70°C)

Standards and Regulations

Flame resistance	IEC 60332-3-22
Resistance to oil	DIN VDE 0472 Part 803, test type B
Gasoline resistance	against occasional splashes

Connection data

Connection name	Control side
Connection method	Yokogawa, I/O cards compatible
Number of connections	1

Front adapters - CABLE-50/4FLK14/ 2,0M/YUC - 2314655

Technical data

Connection data

Number of positions	50
Torque	0.5 Nm (Screw connection)

Connection data 2

Connection name	Module side
Connection method	IDC/FLK socket strip
Number of connections	4
Number of positions	14
Pitch	2.54 mm

Cable

Structural data	in acc. to UL style 2464/1061
Conductor construction: Number of litz wires:	7
Single wire, material	Cu tin-plated
Single wire, cross section	0.14 mm ²
External diameter	11 mm
Length of cable	2 m
Outer sheath, material	PVC
External sheath, color	gray RAL 7035
Shielding	yes
Halogen-free cable	No
Max. conductor resistance	0.16 Ω/m
Cable insulation resistance	approx. 153 MΩ/km
Cable impedance	approx. 120 Ω
Cable resistance	approx. 155 Ω/km
Cable capacity	approx. 130 pF/m
Insulation	Semi-rigid PVC

Supported controller

Controller	YOKOGAWA CS3000 CentumVP
- suitable I/O card	ADV151
	ADV551
Controller	YOKOGAWA STARDOM
- suitable I/O card	NFDV151
	NFDV551

Environmental Product Compliance

REACH SVHC	Lead 7439-92-1
China RoHS	Environmentally Friendly Use Period = 50 years
	For details about hazardous substances go to tab "Downloads", Category "Manufacturer's declaration"

Drawings

Front adapters - CABLE-50/4FLK14/ 2,0M/YUC - 2314655

Connection diagram

50-pos. connector to the I/O card		4 x 14-pos. connector to the module	Wire color
1	Byte 0	1	black
3		2	brown
5		3	red
7		4	orange
9		5	yellow
11		6	green
13		7	blue
15		8	Violet
41		9	gray
39		10	White
17	Byte 1	1	white-black
19		2	white-brown
21		3	white-red
23		4	white-orange
25		5	White-yellow
27		6	white-green
29		7	white-blue
31		8	white-violet
43		9	white-gray
37		10	brown-black
2	Byte 2	1	brown-red
4		2	brown-orange
6		3	brown-yellow
8		4	brown-green
10		5	brown-blue
12		6	brown-violet
14		7	brown-gray
16		8	brown-white
42		9	green-black
36		10	green-brown
18	Byte 3	1	green-red
20		2	green-orange
22		3	green-blue
24		4	green-violet
26		5	green-gray
28		6	green-white
30		7	yellow-black
32		8	yellow-brown
44		9	yellow-red
34		10	yellow-orange

Classifications

eCl@ss

eCl@ss 10.0.1	27242292
eCl@ss 4.0	27060300
eCl@ss 4.1	27060300
eCl@ss 5.0	27061800
eCl@ss 5.1	27061800
eCl@ss 6.0	27249200
eCl@ss 7.0	27249290
eCl@ss 8.0	27249290
eCl@ss 9.0	27242292

Front adapters - CABLE-50/4FLK14/ 2,0M/YUC - 2314655

Classifications

ETIM

ETIM 4.0	EC002584
ETIM 5.0	EC002584
ETIM 6.0	EC002584
ETIM 7.0	EC002584

UNSPSC

UNSPSC 6.01	26121620
UNSPSC 7.0901	26121620
UNSPSC 11	26121620
UNSPSC 12.01	26121620
UNSPSC 13.2	32151601
UNSPSC 18.0	32151601
UNSPSC 19.0	32151601
UNSPSC 20.0	32151601
UNSPSC 21.0	32151601

Approvals


Approvals


Approvals

UL Listed / cUL Listed / EAC / cULus Listed

Ex Approvals

Approval details

UL Listed		http://database.ul.com/cgi-bin/XYV/template/LISEXT/1FRAME/index.htm	FILE E 238705
Nominal voltage UN	125 V		
Nominal current IN	0.5 A		

cUL Listed		http://database.ul.com/cgi-bin/XYV/template/LISEXT/1FRAME/index.htm	FILE E 238705
Nominal voltage UN	125 V		
Nominal current IN	0.5 A		

Front adapters - CABLE-50/4FLK14/ 2,0M/YUC - 2314655

Approvals

EAC		RU C- DE.A*30.B00767
-----	---	-------------------------

cULus Listed		
--------------	---	--

Accessories

Accessories

Marker carrier cable

Cable marker carrier - KME - 0807083



Cable marker carrier, white, unlabeled, mounting type: Assembly with cable binders, cable diameter: > 5 mm, lettering field size: 20 mm x 8 mm

Phoenix Contact 2020 © - all rights reserved
<http://www.phoenixcontact.com>

PHOENIX CONTACT GmbH & Co. KG
Flachsmarktstr. 8
32825 Blomberg
Germany
Tel. +49 5235 300
Fax +49 5235 3 41200
<http://www.phoenixcontact.com>

Mouser Electronics

Authorized Distributor

Click to View Pricing, Inventory, Delivery & Lifecycle Information:

[Phoenix Contact:](#)

[2314655](#)