

Cable - FLK 50/4X14/EZ-DR/ 400/KONFEK - 2296731


Please be informed that the data shown in this PDF Document is generated from our Online Catalog. Please find the complete data in the user's documentation. Our General Terms of Use for Downloads are valid (<http://phoenixcontact.com/download>)



Round cable set; connection 1: IDC/FLK socket strip (1x 50-position); connection 2: IDC/FLK socket strip (4x 14-position); cable length: 4 m

RoHS

Key Commercial Data

Packing unit	1 pc
GTIN	 4 017918 593759
GTIN	4017918593759

Technical data

Ambient conditions

Ambient temperature (operation)	-40 °C ... 70 °C (fixed installation)
	-10 °C ... 70 °C (flexible installation)
Ambient temperature (storage/transport)	-40 °C ... 80 °C
Maximum altitude	≤ 2000 m
Degree of protection	IP00
	≥ IP54 (Installation location)

General

Max. permissible operating voltage	25 V AC
	60 V DC
Max. current carrying capacity per path	1 A (50 °C)
	0.6 A (70 °C)
Length of cable	4 m
External cable diameter	4x 6.4 mm ±0.4 mm
Single wire, cross section	0.14 mm ²
Single wire, cross section [AWG]	26
Single wire, number of litz wires	7
Single wire, material	Cu tin-plated

Cable - FLK 50/4X14/EZ-DR/ 400/KONFEK - 2296731

Technical data

General

Wire diameter incl. insulation	1 mm ±0.03 mm
Smallest bending radius, fixed installation	55 mm
Smallest bending radius, movable installation	104 mm
Bending cycles	5000 (at a radius of ≥ 15x outside diameter)
Cable, preassembly	Insulation displacement, IEC 60352-4/DIN EN 60352-4
Shielding	no
Cable insulation resistance	≥ 20 MΩ/km (20 °C)
Cable resistance	≤ 145 Ω/km (20 °C)
Outer sheath, material	Semi-rigid PVC
External sheath, color	gray
Nominal operating mode	100% operating factor

Connection data

Connection name	Field level
Connection in acc. with standard	IEC 60603-13
Connection method	IDC/FLK socket strip
Number of connections	4
Number of positions	14
Insertion/withdrawal cycles	> 50
Pitch	2.54 mm

Connection data 2

Connection name	Controller level
Connection in acc. with standard	IEC 60603-13
Connection method	IDC/FLK socket strip
Number of connections	1
Number of positions	50
Insertion/withdrawal cycles	> 50
Pitch	2.54 mm

Standards and Regulations

Flame resistance	UL VW-1
	CSA FT-1
	IEC 60332-1-2
	VDE 0842, Part 332-1-2
	IEC 60332-3-22
Resistance to oil	against occasional splashes
Gasoline resistance	against occasional splashes
Connection in acc. with standard	CUL
Designation	Air clearances and creepage distances
Standards/regulations	DIN EN 50178
Rated insulation voltage	63 V

Cable - FLK 50/4X14/EZ-DR/ 400/KONFEK - 2296731

Technical data

Standards and Regulations

Rated surge voltage	0.6 kV
Insulation	Functional insulation
Pollution degree	2
Overvoltage category	II

Supported controller

Controller	SIEMENS S7-400
- suitable I/O card	6ES7 421-1BL01-0AA0
	6ES7 422-1BL00-0AA0
	6ES7 422-7BL00-0AB0
Controller	ALLEN-BRADLEY ControlLogix
- suitable I/O card	1756-IB32
	1756-OB32
Controller	ALLEN-BRADLEY PLC 5
- suitable I/O card	1771 IBN
	1771 OBN
Controller	HONEYWELL Experion PKS C200
- suitable I/O card	TC-IDD 321
	TC-ODD 321
Controller	Schneider Electric Modicon TSX QUANTUM
- suitable I/O card	DDI 353
	DDI 853
	DAI 353
	DAI 453
	DDO 353
Controller	SIEMENS S7-300 / ET 200 M
- suitable I/O card	CPU 313C-2DP
	CPU 314C-2PtP
	6ES7 321-1BL00-0AA0
	6ES7 322-1BL00-0AA0
	6ES7 323-1BL00-0AA0
	6ES7 331-7NF00-0AB0
	6ES7 331-7PF01-0AB0
	6ES7 331-7PF11-0AB0
	6ES7 350-2AH01-0AE0
	6ES7 357-4AH01-0AE0
	CPU 314C-2DP
	CPU 313C
	CPU 313C-2PtP

Color code

Connector 1 = connector 2 (optional) = wire color	IDC/FLK50 (1) = IDC/FLK14-1 (9) = gray
---	--

Cable - FLK 50/4X14/EZ-DR/ 400/KONFEK - 2296731

Technical data

Color code

	IDC/FLK50 (2) = IDC/FLK14-1 (11) = white-black
	IDC/FLK50 (3) = IDC/FLK14-1 (1) = black
	IDC/FLK50 (4) = IDC/FLK14-1 (2) = brown
	IDC/FLK50 (5) = IDC/FLK14-1 (3) = red
	IDC/FLK50 (6) = IDC/FLK14-1 (4) = orange
	IDC/FLK50 (7) = IDC/FLK14-1 (5) = yellow
	IDC/FLK50 (8) = IDC/FLK14-1 (6) = green
	IDC/FLK50 (9) = IDC/FLK14-1 (7) = blue
	IDC/FLK50 (10) = IDC/FLK14-1 (8) = violet
	IDC/FLK50 (11) = IDC/FLK14-1 (10) = white
	IDC/FLK50 (12) = IDC/FLK14-1 (12) = white-brown
	IDC/FLK50 (13) = IDC/FLK14-2 (9) = gray
	IDC/FLK50 (14) = IDC/FLK14-2 (11) = white-black
	IDC/FLK50 (15) = IDC/FLK14-2 (1) = black
	IDC/FLK50 (16) = IDC/FLK14-2 (2) = brown
	IDC/FLK50 (17) = IDC/FLK14-2 (3) = red
	IDC/FLK50 (18) = IDC/FLK14-2 (4) = orange
	IDC/FLK50 (19) = IDC/FLK14-2 (5) = yellow
	IDC/FLK50 (20) = IDC/FLK14-2 (6) = green
	IDC/FLK50 (21) = IDC/FLK14-2 (7) = blue
	IDC/FLK50 (22) = IDC/FLK14-2 (8) = violet
	IDC/FLK50 (23) = IDC/FLK14-2 (10) = white
	IDC/FLK50 (24) = IDC/FLK14-2 (12) = white-brown
	IDC/FLK50 (25) = IDC/FLK14-3 (9) = gray
	IDC/FLK50 (26) = IDC/FLK14-3 (11) = white-black
	IDC/FLK50 (27) = IDC/FLK14-3 (1) = black
	IDC/FLK50 (28) = IDC/FLK14-3 (2) = brown
	IDC/FLK50 (29) = IDC/FLK14-3 (3) = red
	IDC/FLK50 (30) = IDC/FLK14-3 (4) = orange
	IDC/FLK50 (31) = IDC/FLK14-3 (5) = yellow
	IDC/FLK50 (32) = IDC/FLK14-3 (6) = green
	IDC/FLK50 (33) = IDC/FLK14-3 (7) = blue
	IDC/FLK50 (34) = IDC/FLK14-3 (8) = violet
	IDC/FLK50 (35) = IDC/FLK14-3 (10) = white
	IDC/FLK50 (36) = IDC/FLK14-3 (12) = white-brown
	IDC/FLK50 (37) = IDC/FLK14-4 (9) = gray
	IDC/FLK50 (38) = IDC/FLK14-4 (11) = white-black
	IDC/FLK50 (39) = IDC/FLK14-4 (1) = black
	IDC/FLK50 (40) = IDC/FLK14-4 (2) = brown
	IDC/FLK50 (41) = IDC/FLK14-4 (3) = red

Cable - FLK 50/4X14/EZ-DR/ 400/KONFEK - 2296731

Technical data

Color code

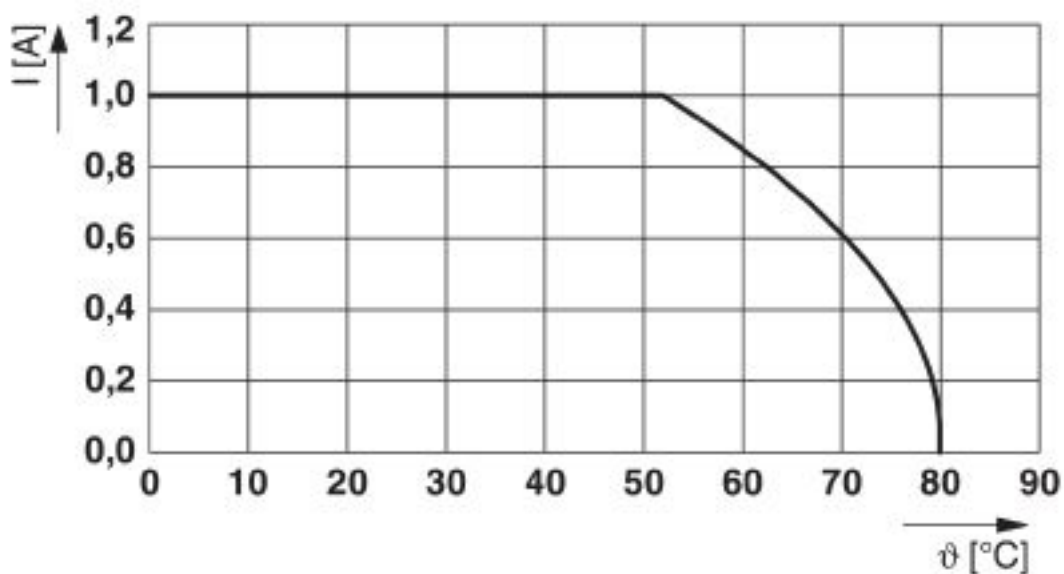
	IDC/FLK50 (42) = IDC/FLK14-4 (4) = orange
	IDC/FLK50 (43) = IDC/FLK14-4 (5) = yellow
	IDC/FLK50 (44) = IDC/FLK14-4 (6) = green
	IDC/FLK50 (45) = IDC/FLK14-4 (7) = blue
	IDC/FLK50 (46) = IDC/FLK14-4 (8) = violet
	IDC/FLK50 (47) = IDC/FLK14-4 (10) = white
	IDC/FLK50 (48) = IDC/FLK14-4 (12) = white-brown

Environmental Product Compliance

China RoHS	Environmentally Friendly Use Period = 50 years
	For details about hazardous substances go to tab "Downloads", Category "Manufacturer's declaration"

Drawings

Diagram



Maximum permissible current per path in uncoiled state

Classifications

eCl@ss

eCl@ss 10.0.1	27242220
eCl@ss 4.0	27060300
eCl@ss 4.1	27060300
eCl@ss 5.0	27242200
eCl@ss 5.1	27242200

Cable - FLK 50/4X14/EZ-DR/ 400/KONFEK - 2296731

Classifications

eCl@ss

eCl@ss 6.0	27249200
eCl@ss 7.0	27249205
eCl@ss 8.0	27249205
eCl@ss 9.0	27242220

ETIM

ETIM 2.0	EC000237
ETIM 3.0	EC000237
ETIM 4.0	EC000237
ETIM 5.0	EC000237
ETIM 6.0	EC000237
ETIM 7.0	EC000237

UNSPSC

UNSPSC 6.01	26121620
UNSPSC 7.0901	26121620
UNSPSC 11	26121620
UNSPSC 12.01	26121620
UNSPSC 13.2	26121620
UNSPSC 18.0	26121620
UNSPSC 19.0	26121620
UNSPSC 20.0	26121620
UNSPSC 21.0	26121620

Approvals


Approvals

Approvals

UL Listed / cUL Listed / EAC / cULus Listed

Ex Approvals

Approval details

UL Listed		http://database.ul.com/cgi-bin/XYV/template/LISEXT/1FRAME/index.htm	FILE E 238705
Nominal voltage UN	125 V		

Cable - FLK 50/4X14/EZ-DR/ 400/KONFEK - 2296731

Approvals

Nominal current IN	1 A
--------------------	-----

cUL Listed		http://database.ul.com/cgi-bin/XYV/template/LISEXT/1FRAME/index.htm	FILE E 238705
Nominal voltage UN	125 V		
Nominal current IN	1 A		

EAC		RU*- DE.HB*35.B00385
-----	--	-------------------------

cULus Listed	
--------------	--

Accessories

Accessories

Marker carrier cable

Cable marker carrier - KME - 0807083



Cable marker carrier, white, unlabeled, mounting type: Assembly with cable binders, cable diameter: > 5 mm, lettering field size: 20 mm x 8 mm

Phoenix Contact 2020 © - all rights reserved
<http://www.phoenixcontact.com>

PHOENIX CONTACT GmbH & Co. KG
 Flachsmarktstr. 8
 32825 Blomberg
 Germany
 Tel. +49 5235 300
 Fax +49 5235 3 41200
<http://www.phoenixcontact.com>

Mouser Electronics

Authorized Distributor

Click to View Pricing, Inventory, Delivery & Lifecycle Information:

[Phoenix Contact:](#)

[2296731](#)