

DIN rail bus connectors - TBUS8-20,0-PPPPPPPS-7035 - 2202894

Please be informed that the data shown in this PDF Document is generated from our Online Catalog. Please find the complete data in the user's documentation. Our General Terms of Use for Downloads are valid (<http://phoenixcontact.com/download>)




DIN rail connector, nominal current: 6 A, rated voltage (III/2): 32 V, number of positions: 8, pitch: 2.54 mm, color: light gray, mounting: DIN rail, Item with gold-plated contacts, bus connectors for connecting with electronics housings, 7 parallel contacts/1 serial contact

Your advantages

- Space-saving DIN rail mounting
- Contact design enables electronics modules to be easily snapped on
- Power supply and communication without additional wiring
- Parallel and serial contacts for efficient signal and data transmission



Key Commercial Data

Packing unit	10 pc
Minimum order quantity	10 pc
GTIN	 4 055626 382159
GTIN	4055626382159

Technical data

Item properties

Brief article description	DIN rail bus connectors
Range of articles	TBUS8..2,54
Pitch	2.54 mm
Number of positions	8
Mounting type	DIN rail

Electrical parameters

Nominal current I _N	6 A (parallel contacts) 4 A (Serial contacts)
Nom. voltage	32 V
Rated voltage (III/2)	32 V
Rated voltage (II/2)	32 V

DIN rail bus connectors - TBUS8-20,0-PPPPPPPS-7035 - 2202894

Technical data

Electrical parameters

Rated surge voltage (III/2)	1.5 kV
Rated surge voltage (II/2)	1.5 kV

Material data - contact

Contact material	Cu alloy
Surface characteristics	Completely gold-plated

Material data - housing

Housing color	light gray (7035)
Insulating material	PA
Insulating material group	I
CTI according to IEC 60112	600
Flammability rating according to UL 94	V0

Dimensions for the product

Length [l]	16.3 mm
Width [w]	24.3 mm
Height [h]	37.15 mm
Pitch	2.54 mm

PCB specifications

PCB thickness	1.4 mm ... 1.8 mm
---------------	-------------------

Packaging information

Type of packaging	packed in cardboard
Pieces per package	10
Denomination packing units	Pcs.
Outer packaging type	Carton

General product information

Type of note	Recommendation
Note	Material of contact pads for bus connector, galvanic gold (hard gold)

Ambient conditions

Ambient temperature (storage/transport)	-40 °C ... 55 °C
Ambient temperature (assembly)	-5 °C ... 100 °C
Ambient temperature (operation)	-40 °C ... 105 °C (dependent on the derating curve)
Relative humidity (storage/transport)	80 %

Mechanical tests according to standard

Test specification	IEC 61984:2008-10
Visual inspection	IEC 60512-1-1:2002-02
Dimension check	IEC 60512-1-2:2002-02
Insertion and withdrawal force	IEC 60512-13-2:2006-02
No. of cycles	25

DIN rail bus connectors - TBUS8-20,0-PPPPPPPS-7035 - 2202894

Technical data

Mechanical tests according to standard

Insertion strength per pos. approx.	2.8 N
Withdraw strength per pos. approx.	2.5 N
Contact holder in insert	IEC 60512-15-1:2008-05
Test force per pos.	20 N

Current carrying capacity / derating curves

Caption	Type: TBUS8-... with FMC 0,5/...-ST-2,54
---------	--

Mechanical tests (A)

Test specification	IEC 61984:2008-10
Insertion strength per pos. approx.	2.8 N
Withdraw strength per pos. approx.	2.5 N
Contact holder in insert requirements >20 N	Test passed

Durability tests (B)

Specification	IEC 60512-9-1:2010-03
Contact resistance R ₁	5.97 mΩ
Insertion/withdrawal cycles	25
Contact resistance R ₂	5.91 mΩ
Impulse withstand voltage at sea level	1.75 kV
Power-frequency withstand voltage	0.84 kV

Thermal tests (C)

Specification	IEC 60512-5-1:2002-02
Number of positions	8
Conductor cross section	0.5 mm ²

Climatic tests (D)

Specification	DIN 50018:2013-05
Cold stress	-40 °C/2 h
Thermal stress	100 °C/168 h
Corrosive stress	0.2 dm ³ SO ₂ on 300 dm ³ /40 °C/1 cycle
Impulse withstand voltage at sea level	1.75 kV
Power-frequency withstand voltage	0.84 kV

Environmental and durability tests (E)

Specification	IEC 61984:2008-10
Result, degree of protection, IP code	Finger safety with IP20 test finger

Mechanical strength/tumbling barrel

Specification	IEC 60998-1:2002-12
Rotation speed	5 rpm
Number of drop cycles	50

Vibration test

DIN rail bus connectors - TBUS8-20,0-PPPPPPPS-7035 - 2202894

Technical data

Vibration test

Specification	IEC 60068-2-6:2007-12
Frequency	10 - 150 - 10 Hz
Sweep speed	1 octave/min
Amplitude	0.35 mm (10 - 60.1 Hz)
Acceleration	5g (60.1 - 500 Hz)
Test duration per axis	2.5 h

Shocks

Specification	IEC 60068-2-27:2008-02
Pulse shape	Semi-sinusoidal
Acceleration	15g
Shock duration	11 ms
Number of shocks per direction	3
Test directions	X-, Y- and Z-axis (pos. and neg.)

Test for assessing the risk of fire (glow wire)

Specification	IEC 60695-2-10:2013-04
Temperature	850 °C
Time of exposure	30 s

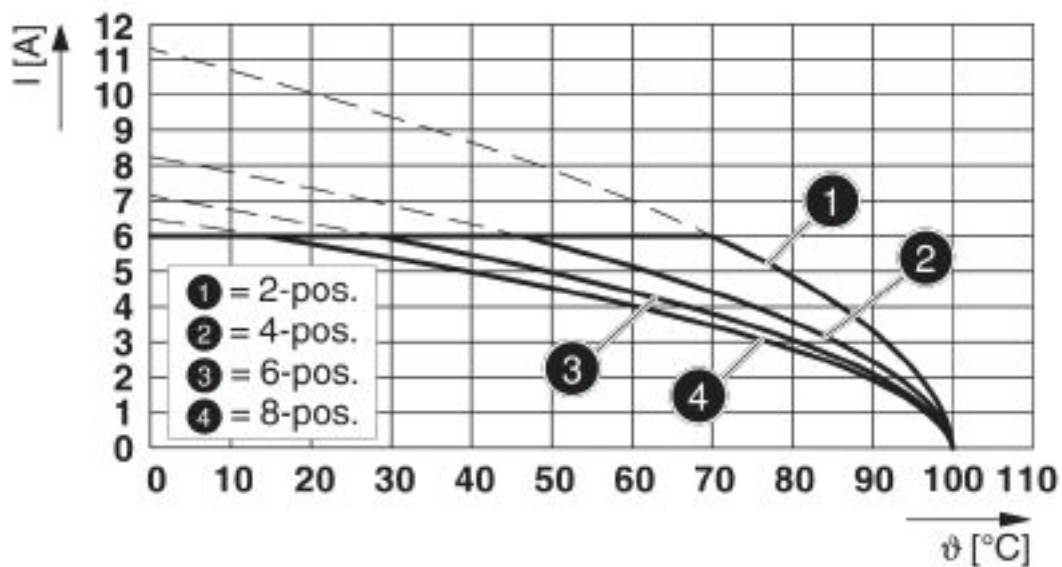
Environmental Product Compliance

China RoHS	Environmentally friendly use period: unlimited = EFUP-e
	No hazardous substances above threshold values

Drawings

DIN rail bus connectors - TBUS8-20,0-PPPPPPPS-7035 - 2202894

Diagram



Type: TBUS8-... with FMC 0,5/...-ST-2,54

Classifications

eCl@ss

eCl@ss 10.0.1	27440402
eCl@ss 4.0	27260700
eCl@ss 4.1	27260700
eCl@ss 5.0	27260700
eCl@ss 5.1	27260700
eCl@ss 6.0	27260700
eCl@ss 7.0	27440309
eCl@ss 8.0	27440402
eCl@ss 9.0	27440402

ETIM

ETIM 5.0	EC002637
ETIM 6.0	EC002638
ETIM 7.0	EC002638

UNSPSC

UNSPSC 13.2	39121409
UNSPSC 18.0	39121409
UNSPSC 19.0	39121409
UNSPSC 20.0	39121409
UNSPSC 21.0	39121409

DIN rail bus connectors - TBUS8-20,0-PPPPPPPS-7035 - 2202894

Approvals


Approvals


Approvals


UL Recognized / cUL Recognized / EAC / IECCE CB Scheme / VDE Zeichengenehmigung / cULus Recognized


Ex Approvals


Approval details

UL Recognized		http://database.ul.com/cgi-bin/XYV/template/LISEXT/1FRAME/index.htm	E118976-20151204
Nominal voltage UN		29.9 V	
Nominal current IN		6 A	

cUL Recognized		http://database.ul.com/cgi-bin/XYV/template/LISEXT/1FRAME/index.htm	E118976-20151204
Nominal voltage UN		29.9 V	
Nominal current IN		4 A	

EAC		B.01687	
-----	---	---------	--

IECEE CB Scheme		http://www.iecee.org/	DE1-62506
Nominal voltage UN		32 V	
Nominal current IN		6 A	

VDE Zeichengenehmigung		http://www2.vde.com/de/Institut/Online-Service/VDE-gepruefteProdukte/Seiten/Online-Suche.aspx	40050612
Nominal voltage UN		32 V	
Nominal current IN		6 A	

DIN rail bus connectors - TBUS8-20,0-PPPPPPPS-7035 - 2202894

Approvals

cULus Recognized



Accessories

Additional products

Printed-circuit board connector - FMC 0,5/ 8-ST-2,54 - 1821151

PCB connector, nominal current: 6 A, rated voltage (III/2): 160 V, nominal cross section: 0.5 mm², number of positions: 8, pitch: 2.54 mm, connection method: Push-in spring connection, color: black, contact surface: Gold



Phoenix Contact 2020 © - all rights reserved
<http://www.phoenixcontact.com>

PHOENIX CONTACT GmbH & Co. KG
Flachsmarktstr. 8
32825 Blomberg
Germany
Tel. +49 5235 300
Fax +49 5235 3 41200
<http://www.phoenixcontact.com>

Mouser Electronics

Authorized Distributor

Click to View Pricing, Inventory, Delivery & Lifecycle Information:

[Phoenix Contact:](#)

[2202894](#)