

PCB terminal block - MKDSP 95/ 3-20,0-F - 1841872

Please be informed that the data shown in this PDF Document is generated from our Online Catalog. Please find the complete data in the user's documentation. Our General Terms of Use for Downloads are valid (<http://phoenixcontact.com/download>)




PCB terminal block, nominal current: 232 A, rated voltage (III/2): 1000 V, nominal cross section: 95 mm², pitch: 20 mm, number of positions: 3, connection method: Screw connection with tension sleeve, mounting: Wave soldering, conductor/PCB connection direction: 0 °, color: green, Pin layout: Linear three-way pinning, Solder pin [P]: 4 mm

Your advantages

- Well-known connection principle allows worldwide use
- Low temperature rise, thanks to maximum contact force
- Allows connection of two conductors
- Quick and convenient testing using integrated test option
- Integrated protective guide prevents incorrect insertion of the conductor underneath the tension sleeve



Key Commercial Data

Packing unit	5 pc
GTIN	 4 046356 920032
GTIN	4046356920032

Technical data

Item properties

Brief article description	PCB terminal block
Range of articles	MKDSP 95/...-F
Pitch	20 mm
Number of positions	3
Connection method	Screw connection with tension sleeve
Drive form screw head	Torx® (T40)
Screw thread	M8
Mounting type	Wave soldering
Pin layout	Linear three-way pinning
Number of levels	1
Number of connections	3

PCB terminal block - MKDSP 95/ 3-20,0-F - 1841872

Technical data

Item properties

Number of potentials	3
----------------------	---

Electrical parameters

Nominal current	232 A
Nom. voltage	1000 V
Rated voltage	1000 V
Rated voltage (III/2)	1000 V
Rated voltage (II/2)	1000 V
Rated surge voltage (III/3)	8 kV
Rated surge voltage (III/2)	8 kV
Rated surge voltage (II/2)	6 kV

Connection capacity

Connection method	Screw connection with tension sleeve
pluggable	no
Conductor cross section solid	10 mm ² ... 16 mm ²
Single-conductor/terminal point multi-stranded	16 mm ² ... 95 mm ²
Conductor cross section flexible	25 mm ² ... 95 mm ²
Conductor cross section AWG / kcmil	6 ... 3/0
Conductor cross section flexible, with ferrule without plastic sleeve	16 mm ² ... 95 mm ²
Conductor cross section, flexible, with ferrule, with plastic sleeve	16 mm ² ... 95 mm ²
2 conductors with same cross section, solid	16 mm ² ... 25 mm ²
2 conductors with same cross section, flexible	16 mm ² ... 25 mm ²
2 conductors with same cross section, flexible, with ferrule without plastic sleeve	16 mm ² ... 25 mm ²
2 conductors with the same cross section, flexible, with TWIN ferrule with plastic sleeve	16 mm ² ... 25 mm ²
Stripping length	25 mm
Torque	10 Nm

Information on the aluminum conductor

Cross section-torque-form of cable	Cable cross section:95 mm ² ; Torque:10 Nm; Form of cable:sector-shaped, single-strand, class 1, $\alpha = 90^\circ$ (se)
	Cable cross section:50 mm ² ; Torque:10 Nm; Form of cable:sector-shaped, single-strand, class 1, $\alpha = 90^\circ$ (se)
	Cable cross section:35 mm ² ; Torque:10 Nm; Form of cable:round, single-strand, class 1(re)
Specification	DIN VDE 0276-603 (VDE 0276-603):2010-03
Note on conductor pretreatment	The following measures are required for durable and reliable contacting of the aluminum conductor: the stripped end of the aluminum conductor must be separated from the oxide layer using a blade, and immediately dipped in non-acid and non-alkali Vaseline. The pretreatment must be repeated when connecting the conductors anew.

Material data - contact

PCB terminal block - MKDSP 95/ 3-20,0-F - 1841872

Technical data

Material data - contact

Note	WEEE/RoHS-compliant, free of whiskers according to IEC 60068-2-82/ JEDEC JESD 201
Contact material	Cu alloy
Surface characteristics	Tin-plated
Metal surface terminal point (top layer)	Tin (4 - 8 µm Sn)
Metal surface soldering area (top layer)	Tin (4 - 8 µm Sn)

Material data - housing

Housing color	green (6021)
Insulating material	PA
Insulating material group	I
CTI according to IEC 60112	600
Flammability rating according to UL 94	V0

Dimensions for the product

Length [l]	44 mm
Width [w]	92 mm
Height [h]	73 mm
Pitch	20 mm
Height (without solder pin)	69 mm
Solder pin [P]	4 mm
Pin spacing	13.8 mm
Pin dimensions	3 x 3 mm

Dimensions for PCB design

Hole diameter	4.8 mm
Pin spacing	13.8 mm

Packaging information

Type of packaging	packed in cardboard
Pieces per package	5
Denomination packing units	Pcs.
Outer packaging type	Carton

Processing notes

Process	Wave soldering
Specification	Following IEC 61760-1:2006-04
	Following IEC 60068-2-54:2006-04

Ambient conditions

Ambient temperature (storage/transport)	-40 °C ... 70 °C
Ambient temperature (assembly)	-5 °C ... 100 °C
Ambient temperature (operation)	-40 °C ... 100 °C (Depending on the current carrying capacity/derating curve)

PCB terminal block - MKDSP 95/ 3-20,0-F - 1841872

Technical data

Termination and connection method

Test for conductor damage and slackening	IEC 60999-1:1999-11
	Test passed

Pull-out test

Pull-out test	IEC 60999-1:1999-11
	Test passed
Conductor cross section / conductor type / tensile force	10 mm ² / solid / > 90 N
	16 mm ² / stranded / > 100 N
	25 mm ² / flexible / > 135 N
	95 mm ² / stranded / > 351 N

Mechanical tests according to standard

Test specification	IEC 60947-7-4
--------------------	---------------

Electrical tests

Rated current	232 A
Conductor cross section	95 mm ²
Rated voltage (III/2)	1000 V
Rated surge voltage (III/2)	8 kV

Air clearances and creepage distances

Clearances and creepage distances	IEC 60664-1:2007-04
Specification	IEC 60664-1:2007-04
Minimum clearance - inhomogeneous field (III/3)	8 mm
Minimum clearance - inhomogeneous field (III/2)	8 mm
Minimum clearance - inhomogeneous field (II/2)	5.5 mm
Minimum creepage distance value (III/3)	12.5 mm
Minimum creepage distance value (III/2)	5 mm
Minimum creepage distance value (II/2)	5 mm

Temperature-rise test

Specification	IEC 60947-7-4:2013-08
Result	Test passed
Requirement temperature-rise test	The sum of ambient temperature and temperature rise of the PCB terminal block shall not exceed the upper limiting temperature.

Current carrying capacity / derating curves

Caption	Type: MKDSP 95/ 4-20,0-F Tested in accordance with DIN EN 60512-5-2:2003-01 Reduction factor = 1 Number of positions: 4
Specification	IEC 60947-7-4:2013-08
Number of positions	4
Reduction factor	1
Note	Representation based on IEC 60512-5-2:2002-02

PCB terminal block - MKDSP 95/ 3-20,0-F - 1841872

Technical data

Vibration test

Specification	IEC 60068-2-6:2007-12
Result	Test passed
Frequency	10 - 150 - 10 Hz
Sweep speed	1 octave/min
Amplitude	0.35 mm (10 - 60.1 Hz)
Acceleration	5 g (60.1 - 150 Hz)
Test duration per axis	2.5 h

Insulation resistance

Specification	IEC 60512-3-1:2002-02
Result	Test passed
Insulation resistance, neighboring positions	> 1 TΩ

Glow-wire test

Specification	IEC 60695-2-10:2000-10
Result	Test passed
Temperature	850 °C
Time of exposure	5 s

Alternating climate test

Result	Test passed
Specification	ISO 6988:1985-02
Corrosive stress	KFW 0.2 S/1 cycle

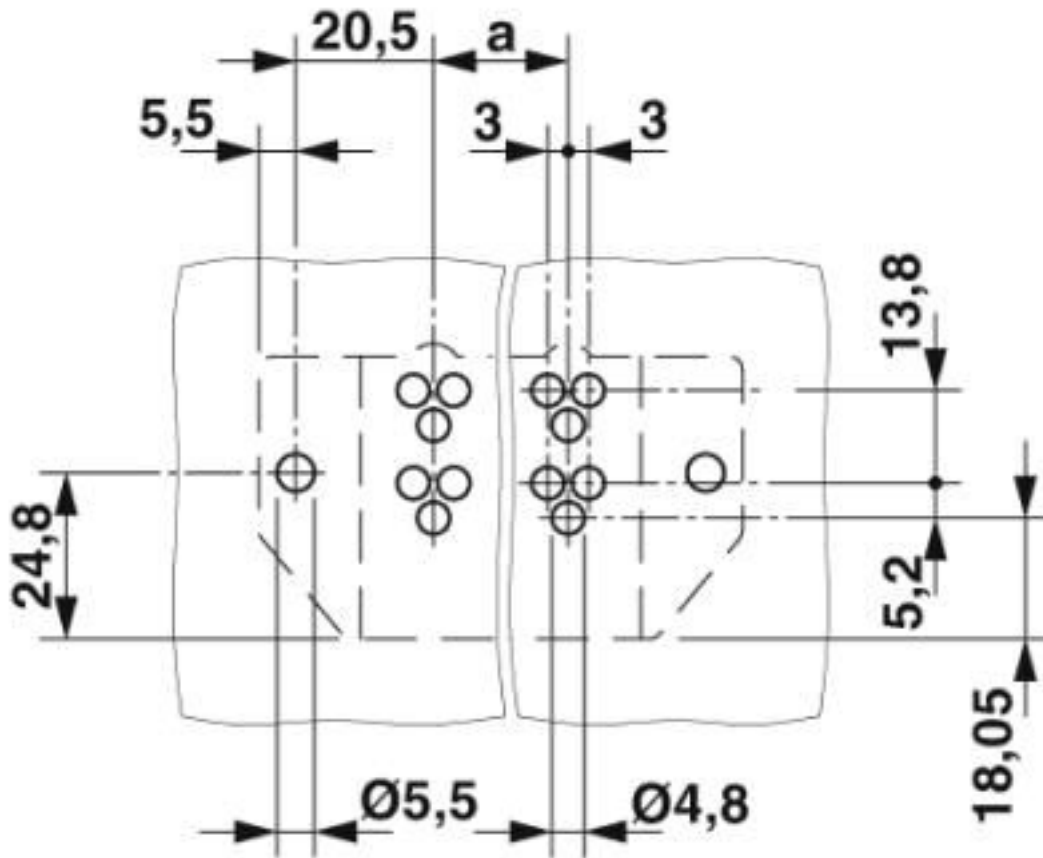
Environmental Product Compliance

China RoHS	Environmentally friendly use period: unlimited = EFUP-e
	No hazardous substances above threshold values

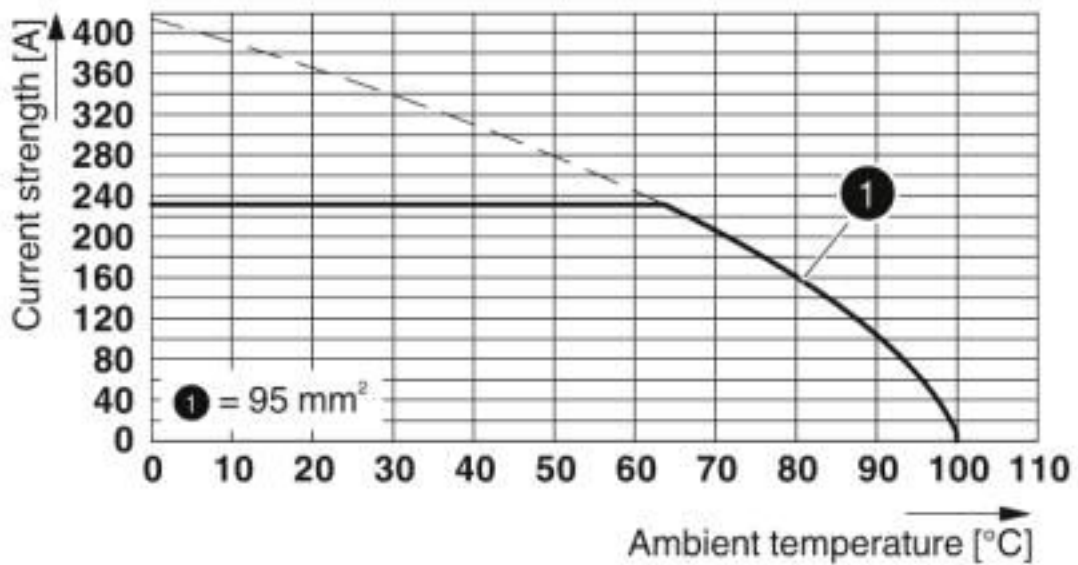
Drawings

PCB terminal block - MKDSP 95/ 3-20,0-F - 1841872

Drilling diagram



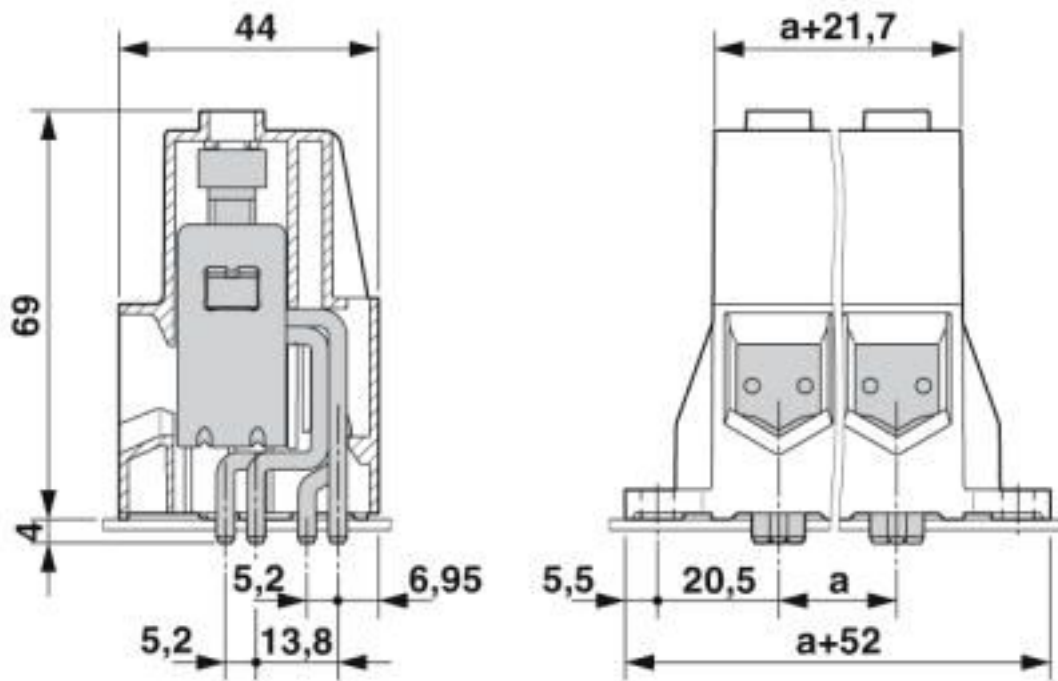
Diagram



PCB terminal block - MKDSP 95/ 3-20,0-F - 1841872

Reduction factor = 1
 Number of positions: 4

Dimensional drawing



Classifications

eCl@ss

eCl@ss 10.0.1	27440401
eCl@ss 5.1	27261100
eCl@ss 6.0	27261100
eCl@ss 7.0	27440401
eCl@ss 8.0	27440401
eCl@ss 9.0	27440401

ETIM

ETIM 5.0	EC002643
ETIM 6.0	EC002643
ETIM 7.0	EC002643

UNSPSC

UNSPSC 13.2	39121432
UNSPSC 18.0	39121432
UNSPSC 19.0	39121432
UNSPSC 20.0	39121432
UNSPSC 21.0	39121432

PCB terminal block - MKDSP 95/ 3-20,0-F - 1841872

Approvals

Approvals

Approvals

IECEE CB Scheme / VDE Zeichengenehmigung / EAC / cULus Recognized

Ex Approvals

Approval details

IECEE CB Scheme		http://www.iecee.org/	DE1-58414
Nominal voltage UN	1000 V		
Nominal current IN	232 A		
mm ² /AWG/kcmil	10-95		

VDE Zeichengenehmigung		http://www2.vde.com/de/Institut/Online-Service/VDE-gepruefteProdukte/Seiten/Online-Suche.aspx	40041859
Nominal voltage UN	1000 V		
Nominal current IN	232 A		
mm ² /AWG/kcmil	10-95		

EAC		B.01687
-----	--	---------

cULus Recognized		http://database.ul.com/cgi-bin/XYV/template/LISEXT/1FRAME/index.htm	E60425-19770427
	B	C	
Nominal voltage UN	600 V	600 V	
Nominal current IN	200 A	200 A	
mm ² /AWG/kcmil	6	6	

Phoenix Contact 2020 © - all rights reserved
<http://www.phoenixcontact.com>

PHOENIX CONTACT GmbH & Co. KG
Flachsmarktstr. 8
32825 Blomberg
Germany
Tel. +49 5235 300
Fax +49 5235 3 41200
<http://www.phoenixcontact.com>

Mouser Electronics

Authorized Distributor

Click to View Pricing, Inventory, Delivery & Lifecycle Information:

[Phoenix Contact:](#)

[1841872](#)