

# Printed-circuit board connector - MCV 1,5/ 5-G-3,5 P26 THR - 1779420

Please be informed that the data shown in this PDF Document is generated from our Online Catalog. Please find the complete data in the user's documentation. Our General Terms of Use for Downloads are valid (<http://phoenixcontact.com/download>)

PCB headers, nominal current: 8 A, rated voltage (III/2): 160 V, nominal cross section: 1.5 mm<sup>2</sup>, number of positions: 5, pitch: 3.5 mm, color: black, contact surface: Tin, mounting: THR soldering, pin layout: Linear pinning, solder pin [P]: 2.6 mm, User information and design recommendations for through hole reflow technology can be found under: Downloads




The figure shows a 10-position version of the product

## Your advantages

- Designed for integration into the SMT soldering process
- Vertical connection enables multi-row arrangement on the PCB
- Maximum flexibility when it comes to device design – one header for connectors with different connection technologies



## Key Commercial Data

|              |   |
|--------------|---|
| Packing unit | 50 pc   |
| GTIN         | <br>4 046356 531771 |
| GTIN         | 4046356531771   |

## Technical data

### Item properties

|                           |                     |
|---------------------------|---------------------|
| Brief article description | Feed-through header |
| Plug-in system            | MINI COMBICON       |
| Type of contact           | Male connector      |
| Range of articles         | MCV 1,5/...-G-THR   |
| Pitch                     | 3.5 mm              |
| Number of positions       | 5                   |
| Mounting type             | THR soldering       |
| Pin layout                | Linear pinning      |
| Locking                   | without             |
| Number of levels          | 1                   |
| Number of connections     | 5                   |
| Number of potentials      | 5                   |

# Printed-circuit board connector - MCV 1,5/ 5-G-3,5 P26 THR - 1779420

## Technical data

### Electrical parameters

|                             |        |
|-----------------------------|--------|
| Nominal current             | 8 A    |
| Nom. voltage                | 160 V  |
| Rated voltage               | 160 V  |
| Rated voltage (III/2)       | 160 V  |
| Rated voltage (II/2)        | 250 V  |
| Rated surge voltage (III/3) | 2.5 kV |
| Rated surge voltage (III/2) | 2.5 kV |
| Rated surge voltage (II/2)  | 2.5 kV |

### Material data - contact

|   |   |
|---|---|
| Note  | WEEE/RoHS-compliant, free of whiskers according to IEC 60068-2-82/ JEDEC JESD 201 |
| Contact material                            | Cu alloy  |
| Surface characteristics                     | Tin-plated  |
| Metal surface contact area (top layer)      | Tin (3 - 5 µm Sn)   |
| Metal surface contact area (middle layer)   | Nickel (1.3 - 3 µm Ni),   |
| Metal surface soldering area (top layer)    | Tin (3 - 5 µm Sn)   |
| Metal surface soldering area (middle layer) | Nickel (1.3 - 3 µm Ni)  |

### Material data - housing

|  |              |
|--|--------------|
| Housing color                          | black (9005) |
| Insulating material                    | LCP          |
| Insulating material group              | IIIa         |
| CTI according to IEC 60112             | 175          |
| Flammability rating according to UL 94 | V0           |

### Dimensions for the product

|                             |              |
|-----------------------------|--------------|
| Length [ l ]                | 6.9 mm       |
| Width [ w ]                 | 18.9 mm      |
| Height [ h ]                | 11.8 mm      |
| Pitch                       | 3.5 mm       |
| Height (without solder pin) | 9.2 mm       |
| Solder pin [P]              | 2.6 mm       |
| Pin dimensions              | 0.8 x 0.8 mm |

### Dimensions for PCB design

|               |        |
|---------------|--------|
| Hole diameter | 1.4 mm |
|---------------|--------|

### Packaging information

|                            |                     |
|----------------------------|---------------------|
| Type of packaging          | packed in cardboard |
| Pieces per package         | 50                  |
| Denomination packing units | Pcs.                |

### Processing notes

# Printed-circuit board connector - MCV 1,5/ 5-G-3,5 P26 THR - 1779420

## Technical data

### Processing notes

|   |  |
|---|--|
| Process                                   | Reflow/wave soldering                  |
| Specification                             | Following IPC/JEDEC J-STD-020E:2014-12 |
|   | Following IEC 61760-1:2006-04          |
|   | Following IEC 60068-2-58:2015-03       |
| Moisture Sensitive Level                  | MSL 1                                  |
| Classification temperature T <sub>c</sub> | 260 °C                                 |
| Solder cycles in the reflow               | 3                                      |

### Ambient conditions

|   |   |
|---|---|
| Ambient temperature (storage/transport) | -40 °C ... 70 °C                                    |
| Ambient temperature (assembly)          | -5 °C ... 100 °C                                    |
| Ambient temperature (operation)         | -40 °C ... 100 °C (dependent on the derating curve) |

### Air clearances and creepage distances

|   |                     |
|---|---------------------|
| Clearances and creepage distances               | IEC 60664-1:2007-04 |
| Specification                                   | IEC 60664-1:2007-04 |
| Minimum clearance - inhomogeneous field (III/3) | 1.5 mm              |
| Minimum clearance - inhomogeneous field (III/2) | 1.5 mm              |
| Minimum clearance - inhomogeneous field (II/2)  | 1.5 mm              |
| Minimum creepage distance value (III/3)         | 2.5 mm              |
| Minimum creepage distance value (III/2)         | 1.6 mm              |
| Minimum creepage distance value (II/2)          | 2.5 mm              |

### Mechanical tests (A)

|  |             |
|--|-------------|
| Test specification                           | IEC 61984   |
| Insertion strength per pos. approx.          | 9 N         |
| Withdraw strength per pos. approx.           | 7 N         |
| Polarization when inserted requirement >20 N | Test passed |
| Contact holder in insert requirements >20 N  | Test passed |

### Durability tests (B)

|  |                       |
|--|-----------------------|
| Specification                                | IEC 60512-9-1:2010-03 |
| Contact resistance R <sub>1</sub>            | 1.6 mΩ                |
| Insertion/withdrawal cycles                  | 25                    |
| Contact resistance R <sub>2</sub>            | 1.7 mΩ                |
| Impulse withstand voltage at sea level       | 2.95 kV               |
| Power-frequency withstand voltage            | 1.39 kV               |
| Insulation resistance, neighboring positions | > 22 TΩ               |

### Thermal tests (C)

|                         |                       |
|-------------------------|-----------------------|
| Specification           | IEC 60512-5-1:2002-02 |
| Number of positions     | 20                    |
| Conductor cross section | 1.5 mm <sup>2</sup>   |

# Printed-circuit board connector - MCV 1,5/ 5-G-3,5 P26 THR - 1779420

## Technical data

### Thermal tests (C)

|   |             |
|---|-------------|
| Test current                                    | 8 A         |
| Upper limiting temperature requirements <100 °C | Test passed |

### Climatic tests (D)

|  |   |
|--|---|
| Specification                          | ISO 6988:1985-02  |
| Cold stress                            | -40 °C/2 h  |
| Thermal stress                         | 100 °C/168 h  |
| Corrosive stress                       | 0.2 dm <sup>3</sup> SO <sub>2</sub> on 300 dm <sup>3</sup> /40 °C/1 cycle |
| Impulse withstand voltage at sea level | 2.95 kV   |
| Power-frequency withstand voltage      | 1.39 kV   |

### Environmental and durability tests (E)

|                                       |                                     |
|---------------------------------------|-------------------------------------|
| Specification                         | IEC 61984:2008-10                   |
| Result, degree of protection, IP code | Finger safety with IP20 test finger |

### Vibration test

|                        |                        |
|------------------------|------------------------|
| Specification          | IEC 60068-2-6:2007-12  |
| Result                 | Test passed            |
| Frequency              | 10 - 150 - 10 Hz       |
| Sweep speed            | 1 octave/min           |
| Amplitude              | 0.35 mm (10 - 60.1 Hz) |
| Acceleration           | 5 g (60.1 - 150 Hz)    |
| Test duration per axis | 2.5 h                  |

### Standards and Regulations

|  |        |
|--|--------|
| Connection in acc. with standard       | EN-VDE |
|  | CUL    |
| Flammability rating according to UL 94 | V0     |

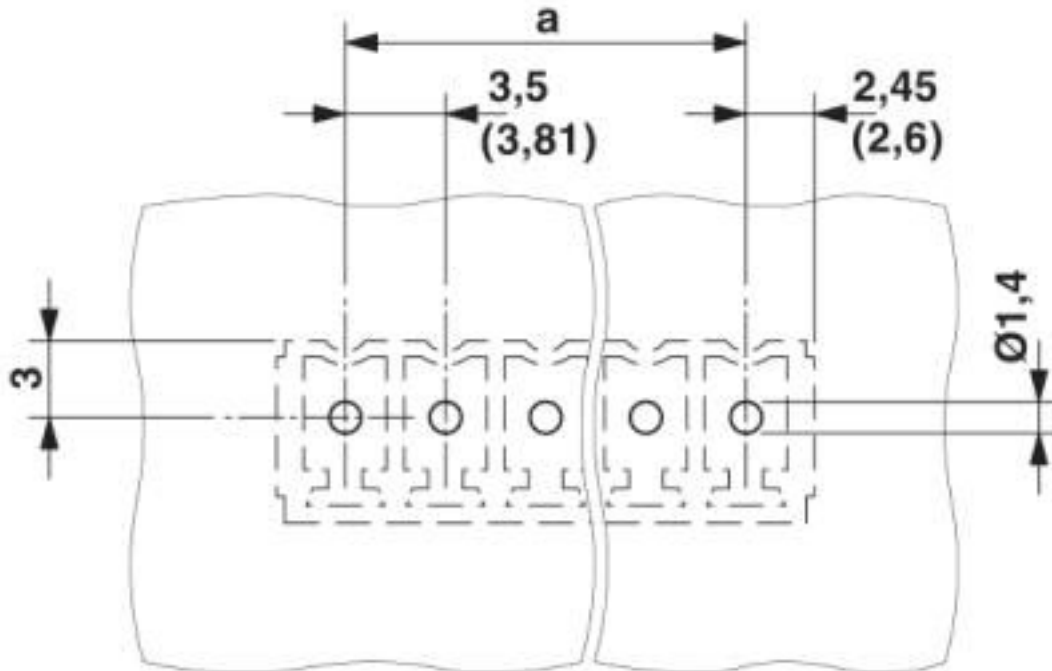
### Environmental Product Compliance

|            |   |
|------------|---|
| China RoHS | Environmentally friendly use period: unlimited = EFUP-e |
|            | No hazardous substances above threshold values          |

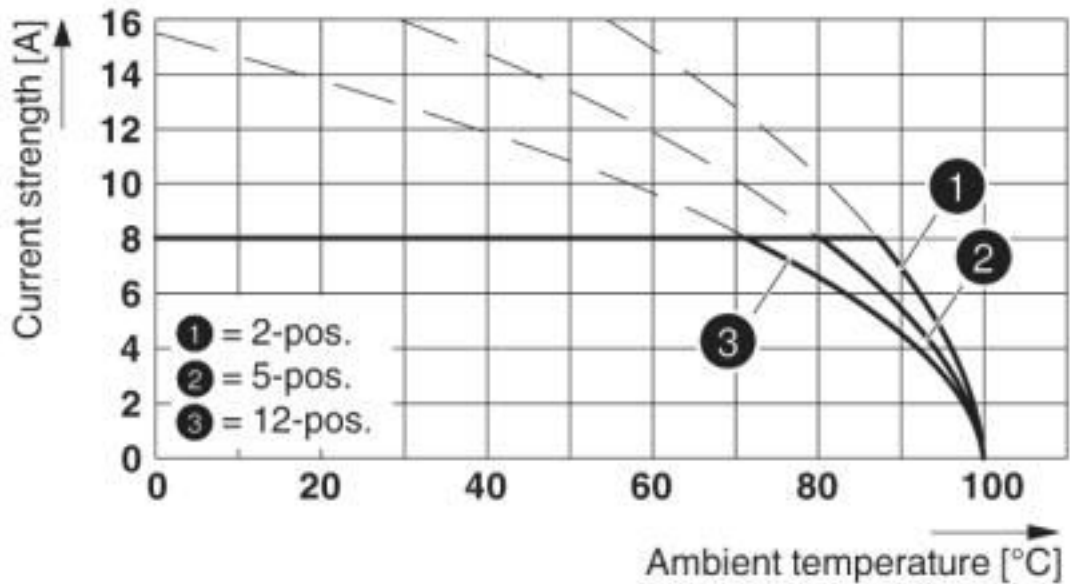
## Drawings

# Printed-circuit board connector - MCV 1,5/ 5-G-3,5 P26 THR - 1779420

Drilling diagram



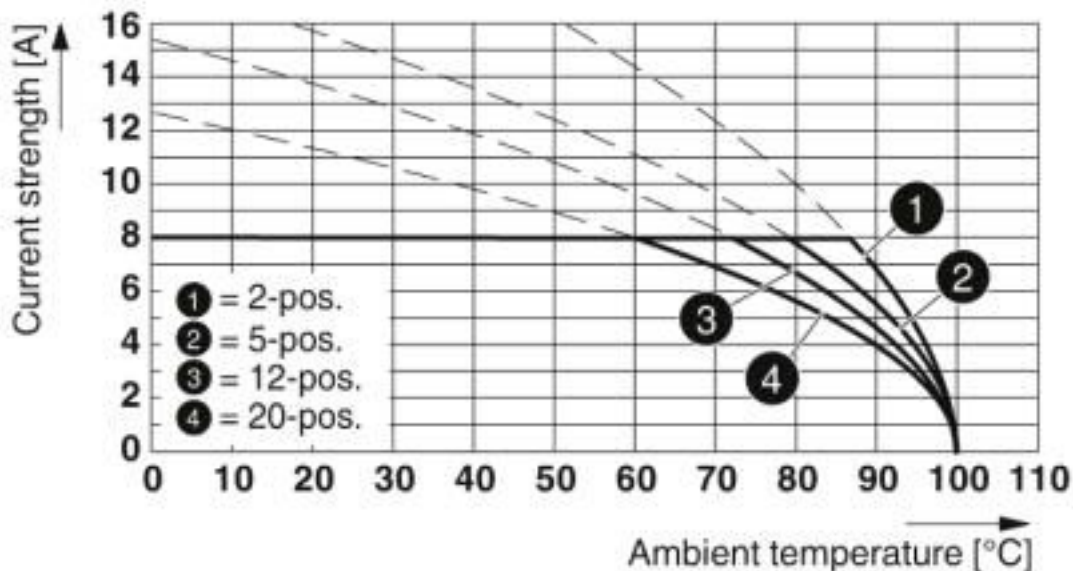
Diagram



Type: MC 1,5/...-ST(F)-3,5 with MCV 1,5/...-G(F)-3,5 P... THR

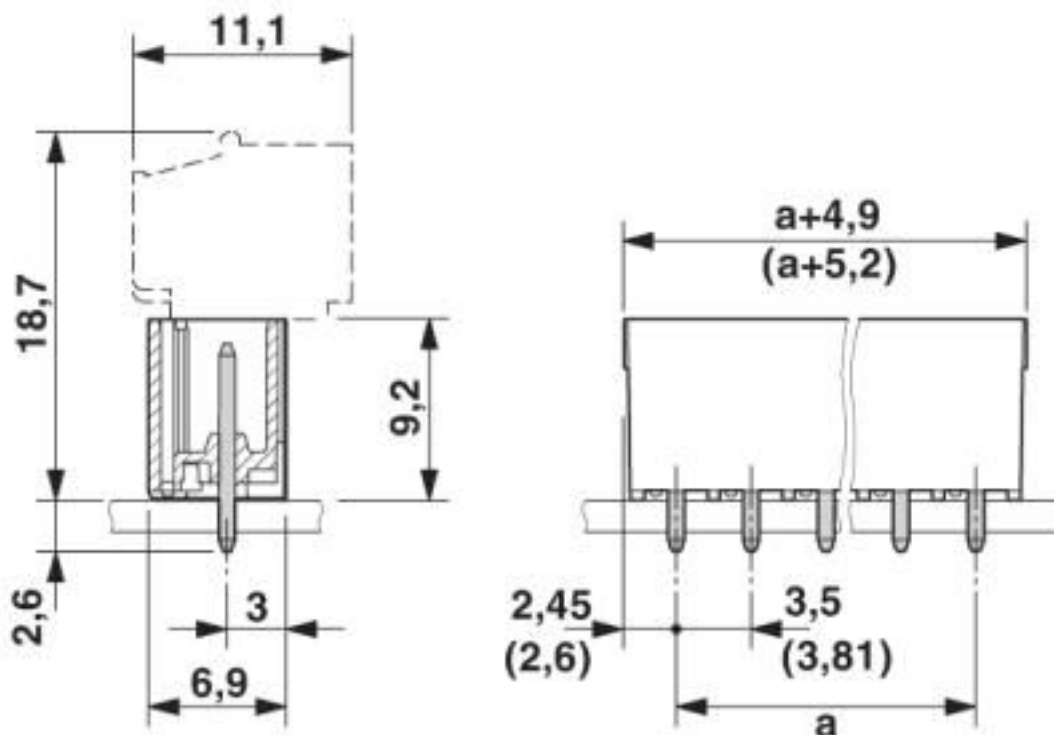
# Printed-circuit board connector - MCV 1,5/ 5-G-3,5 P26 THR - 1779420

Diagram



Type: FMC 1,5/...-ST-3,5 with MCV 1,5/...-G-3,5 P... THR

Dimensional drawing



# Printed-circuit board connector - MCV 1,5/ 5-G-3,5 P26 THR - 1779420

## Classifications

### eCl@ss

|               |          |
|---------------|----------|
| eCl@ss 10.0.1 | 27440402 |
| eCl@ss 4.0    | 27260700 |
| eCl@ss 4.1    | 27260700 |
| eCl@ss 5.0    | 27260700 |
| eCl@ss 5.1    | 27260700 |
| eCl@ss 6.0    | 27260700 |
| eCl@ss 7.0    | 27440402 |
| eCl@ss 8.0    | 27440402 |
| eCl@ss 9.0    | 27440402 |

### ETIM

|          |          |
|----------|----------|
| ETIM 4.0 | EC002637 |
| ETIM 5.0 | EC002637 |
| ETIM 6.0 | EC002637 |
| ETIM 7.0 | EC002637 |

### UNSPSC

|               |          |
|---------------|----------|
| UNSPSC 6.01   | 30211810 |
| UNSPSC 7.0901 | 39121409 |
| UNSPSC 11     | 39121409 |
| UNSPSC 12.01  | 39121409 |
| UNSPSC 13.2   | 39121409 |
| UNSPSC 18.0   | 39121409 |
| UNSPSC 19.0   | 39121409 |
| UNSPSC 20.0   | 39121409 |
| UNSPSC 21.0   | 39121409 |

## Approvals

### Approvals

---

#### Approvals

IECEE CB Scheme / VDE Gutachten mit Fertigungsüberwachung / EAC / cULus Recognized

---


#### Ex Approvals


---

### Approval details


# Printed-circuit board connector - MCV 1,5/ 5-G-3,5 P26 THR - 1779420

## Approvals

|                    |   |   |                |
|--------------------|---|---|----------------|
| IECEE CB Scheme    |  | <a href="http://www.iecee.org/">http://www.iecee.org/</a> | DE1-60987-B1B2 |
| Nominal voltage UN | 160 V   |   |                |
| Nominal current IN | 8 A   |   |                |

|   |   |   |          |
|---|---|---|----------|
| VDE Gutachten mit Fertigungsüberwachung |  | <a href="http://www2.vde.com/de/Institut/Online-Service/VDE-gepruefteProdukte/Seiten/Online-Suche.aspx">http://www2.vde.com/de/Institut/Online-Service/VDE-gepruefteProdukte/Seiten/Online-Suche.aspx</a> | 40011723 |
| Nominal voltage UN                      | 160 V   |   |          |
| Nominal current IN                      | 8 A   |   |          |

|     |  |         |
|-----|--|---------|
| EAC |  | B.01687 |
|-----|--|---------|

|                    |   |   |                 |
|--------------------|---|---|-----------------|
| cULus Recognized   |  | <a href="http://database.ul.com/cgi-bin/XYV/template/LISEXT/1FRAME/index.htm">http://database.ul.com/cgi-bin/XYV/template/LISEXT/1FRAME/index.htm</a> | E60425-20110128 |
|                    | B   | D   |                 |
| Nominal voltage UN | 300 V   | 300 V   |                 |
| Nominal current IN | 8 A   | 8 A   |                 |

Phoenix Contact 2020 © - all rights reserved  
<http://www.phoenixcontact.com>

PHOENIX CONTACT GmbH & Co. KG  
 Flachsmarktstr. 8  
 32825 Blomberg  
 Germany  
 Tel. +49 5235 300  
 Fax +49 5235 3 41200  
<http://www.phoenixcontact.com>



# Mouser Electronics

Authorized Distributor

Click to View Pricing, Inventory, Delivery & Lifecycle Information:

[Phoenix Contact:](#)

[1779420](#)