


# D-SUB contact support - VS-09-BU-DSUB-CD-G - 1688845

Please be informed that the data shown in this PDF Document is generated from our Online Catalog. Please find the complete data in the user's documentation. Our General Terms of Use for Downloads are valid (<http://phoenixcontact.com/download>)

D-SUB contact carrier, shell size 1, for nine signal contacts, type of contact socket, for crimp contacts, straight, fixing with M thread, for panel mounting frame VS-09-...



## Key Commercial Data

Packing unit	10 pc
GTIN	 4 017918 822972
GTIN	4017918822972

## Technical data

### Mechanical characteristics

Connection method	Crimp connection
Overvoltage category	III
Degree of pollution	2
Weight	11.4 g
Flammability rating according to UL 94	V0

### Ambient conditions

Ambient temperature (operation)	-55 °C ... 130 °C
---------------------------------	-------------------

### Material data

Contact carrier material	Glass-fiber reinforced thermoplastics, UL 94 V0
Housing material	Steel, tin-plated
Width	17.9 mm
Height	12.93 mm
Length	31.19 mm
Mounting type	Threads

### Electrical characteristics

Number of positions	9
---------------------	---

## D-SUB contact support - VS-09-BU-DSUB-CD-G - 1688845

### Technical data

#### Electrical characteristics

Rated current	5 A (at 20 °C)
Overvoltage category	III
Degree of pollution	2
Rated voltage (III/3)	125 V
Test voltage	1200 V

#### Standards and Regulations

Flammability rating according to UL 94	V0
Safety note	<p>WARNING: The connectors may not be plugged in or disconnected under load. Ignoring the warning or improper use may damage persons and/or property.</p>
	<ul style="list-style-type: none"> <li>WARNING: Commission properly functioning products only. The products must be regularly inspected for damage. Decommission defective products immediately. Replace damaged products. Repairs are not possible.</li> </ul>
	<ul style="list-style-type: none"> <li>WARNING: Only electrically qualified personnel may install and operate the product. They must observe the following safety notes. The qualified personnel must be familiar with the basics of electrical engineering. They must be able to recognize and prevent danger. The relevant symbol on the packaging indicates that only personnel familiar with electrical engineering are allowed to install and operate the product.</li> </ul>
	<ul style="list-style-type: none"> <li>The products are suitable for applications in plant, controller, and electrical device engineering.</li> </ul>
	<ul style="list-style-type: none"> <li>When operating the connectors in outdoor applications, they must be separately protected against environmental influences.</li> </ul>
	<ul style="list-style-type: none"> <li>Assembled products may not be manipulated or improperly opened.</li> </ul>
	<ul style="list-style-type: none"> <li>Only use mating connectors that are specified in the technical data of the standards listed (e.g. the ones listed in the product accessories online at <a href="https://www.phoenixcontact.com/products">phoenixcontact.com/products</a>).</li> </ul>
	<ul style="list-style-type: none"> <li>When using the product in direct connection with third-party manufacturers, the user is responsible.</li> </ul>
	<ul style="list-style-type: none"> <li>For operating voltages &gt; 50 V AC, conductive connector housings must be grounded</li> </ul>
	<ul style="list-style-type: none"> <li>Only use tools recommended by Phoenix Contact</li> </ul>
	<ul style="list-style-type: none"> <li>The installation notes/Design In documents online on the download page at <a href="https://www.phoenixcontact.com/products">phoenixcontact.com/products</a> must be observed for this product.</li> </ul>
	<ul style="list-style-type: none"> <li>Use a protective cap to protect connectors that are not in use. The suitable accessories are available online in the accessory section of the product at <a href="https://www.phoenixcontact.com/products">phoenixcontact.com/products</a></li> </ul>
	<ul style="list-style-type: none"> <li>Operate the connector only when it is fully plugged in and interlocked.</li> </ul>
	<ul style="list-style-type: none"> <li>Operate the connector only when it is fully plugged in.</li> </ul>
	<ul style="list-style-type: none"> <li>Ensure that when laying the cable, the tensile load on the connectors does not exceed the upper limit specified in the standards.</li> </ul>
	<ul style="list-style-type: none"> <li>Observe the minimum bending radius of the cable. Lay the cable without twisting it.</li> </ul>
	<ul style="list-style-type: none"> <li>VDE 0100/1.97 § 411.1.3.2 and DIN EN 60 204/11.98 § 14.1.3 are applicable when combining several circuits in a cable and/or connector</li> </ul>

#### Environmental Product Compliance

## D-SUB contact support - VS-09-BU-DSUB-CD-G - 1688845

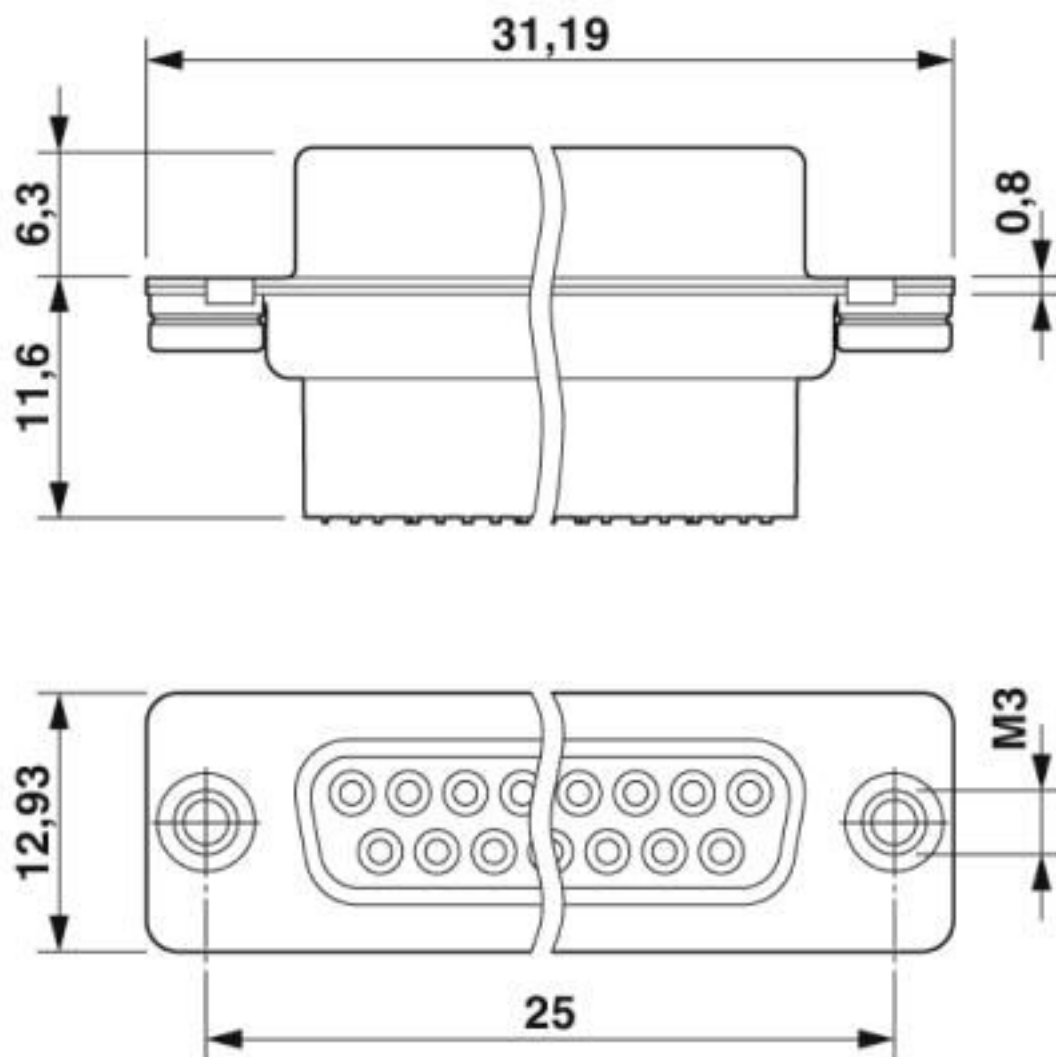
### Technical data

#### Environmental Product Compliance

REACH SVHC	Lead 7439-92-1
China RoHS	Environmentally Friendly Use Period = 50 years
	For details about hazardous substances go to tab "Downloads", Category "Manufacturer's declaration"

### Drawings

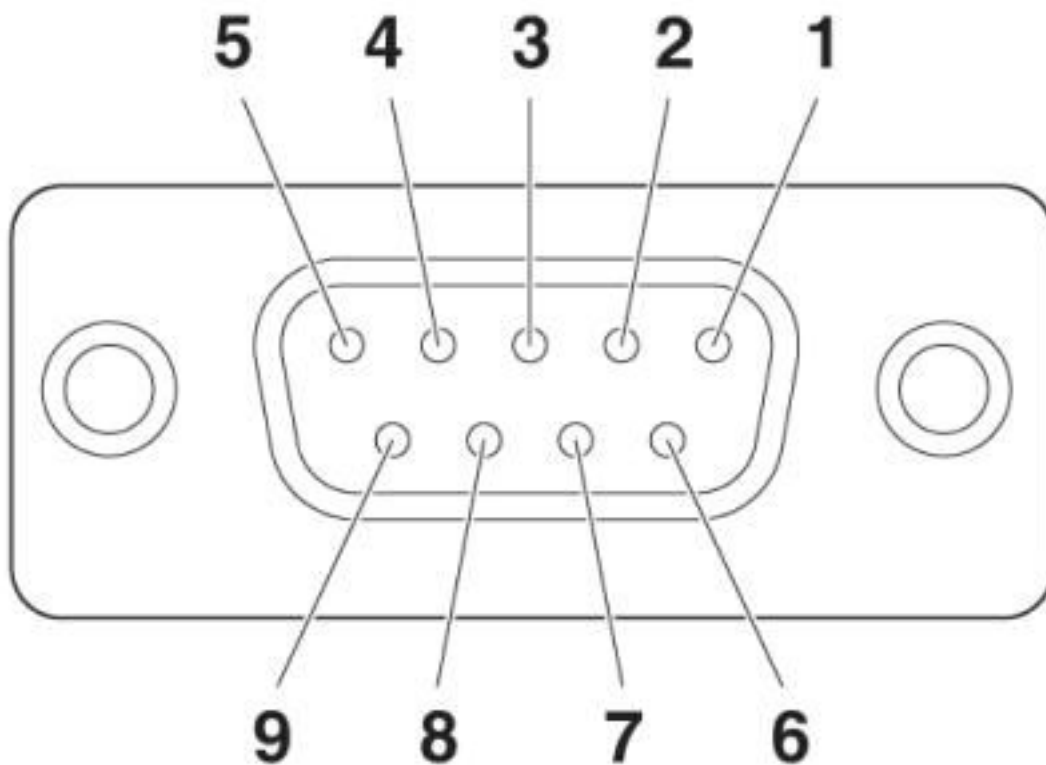
Dimensional drawing



D-SUB contact carrier

## D-SUB contact support - VS-09-BU-DSUB-CD-G - 1688845

Schematic diagram



### Classifications

#### eCl@ss

eCl@ss 10.0.1	27440302
eCl@ss 4.0	27260700
eCl@ss 4.1	27260700
eCl@ss 5.0	27260700
eCl@ss 5.1	27260700
eCl@ss 6.0	27260700
eCl@ss 7.0	27440302
eCl@ss 8.0	27440302
eCl@ss 9.0	27440302

#### ETIM

ETIM 2.0	EC000438
ETIM 3.0	EC000438
ETIM 4.0	EC000438
ETIM 5.0	EC001132
ETIM 6.0	EC001132
ETIM 7.0	EC001132

# D-SUB contact support - VS-09-BU-DSUB-CD-G - 1688845

## Classifications

### UNSPSC

UNSPSC 6.01	30211923
UNSPSC 7.0901	39121522
UNSPSC 11	39121522
UNSPSC 12.01	39121522
UNSPSC 13.2	39121522
UNSPSC 18.0	39121522
UNSPSC 19.0	39121522
UNSPSC 20.0	39121522
UNSPSC 21.0	39121522

## Approvals

### Approvals

Approvals

UL Recognized / EAC

Ex Approvals

### Approval details

UL Recognized		<a href="http://database.ul.com/cgi-bin/XYV/template/LISEXT/1FRAME/index.htm">http://database.ul.com/cgi-bin/XYV/template/LISEXT/1FRAME/index.htm</a>	FILE E 118976
---------------	--	---	---------------

EAC		B.01687
-----	--	---------

## Accessories

### Accessories

#### Crimp contact

D-SUB crimp contact - CUC-DSC-J1BAU-S/DSC24 - 1418788



D-SUB crimp contact, connection method: Crimp connection, connection cross section: AWG 24- 20

## D-SUB contact support - VS-09-BU-DSUB-CD-G - 1688845

### Accessories

D-SUB crimp contact - CUC-DSC-J1BAU-S/DSC28 - 1418787



D-SUB crimp contact, connection method: Crimp connection, connection cross section: AWG 28- 26

---

Phoenix Contact 2020 © - all rights reserved  
<http://www.phoenixcontact.com>

PHOENIX CONTACT GmbH & Co. KG  
Flachsmarktstr. 8  
32825 Blomberg  
Germany  
Tel. +49 5235 300  
Fax +49 5235 3 41200  
<http://www.phoenixcontact.com>

# Mouser Electronics

Authorized Distributor

Click to View Pricing, Inventory, Delivery & Lifecycle Information:

[Phoenix Contact:](#)

[1688845](#)