

# AC charging cable - EV-T2M3C-1AC20A-3,0M2,5ESBK00 - 1621805

Please be informed that the data shown in this PDF Document is generated from our Online Catalog. Please find the complete data in the user's documentation. Our General Terms of Use for Downloads are valid (<http://phoenixcontact.com/download>)

Design line 1, AC charging cable with Vehicle Connector, open cable end, with protective cap, Type 2, IEC 62196-2, 20 A / 250 V (AC), cable: 3 m, black, straight



## Product Description


AC charging cable with Vehicle Connector and open cable end for charging electric vehicles (EV) with alternating current (AC) via type 2 Vehicle Inlets, for installation at charging stations for E-Mobility (EVSE)

## Your advantages

- Consistent design of all Phoenix Contact Vehicle Connectors and Infrastructure Plugs
- Silver-plated surface of the power and signal contacts
- Certified in accordance with IATF 16949:2016 and ISO 9001:2015
- Convenient handling, thanks to the ergonomic handle and additional, rubber grip components



## Key Commercial Data

Packing unit	1 pc
GTIN	 4 046356 979672
GTIN	4046356979672

## Technical data

### Product definition

Type	D-Line
Application	AC charging cable with Vehicle Connector, open cable end, with protective cap
Standards/regulations	IEC 62196-2
Charging standard	Type 2
Charging mode	Mode 3, Case C

### Dimensions

Vehicle connector width	60.00 mm
Vehicle connector height	102.90 mm
Vehicle connector depth	229.60 mm

# AC charging cable - EV-T2M3C-1AC20A-3,0M2,5ESBK00 - 1621805

## Technical data

### Dimensions

Conductor length	3 m
Stripping length	45 mm ±10 mm

### Ambient conditions

Ambient temperature (operation)	-30 °C ... 50 °C
Ambient temperature (storage/transport)	-40 °C ... 80 °C
Max. altitude	5000 m (above sea level)
Degree of protection	IP44 (plugged in; when plugged in and ready to operate, the degree of protection is only ensued if both plug-in components are original products from Phoenix Contact or suitable standard-compliant products)
	IP44 (Protective cap)

### Electrical properties

Maximum charging power	5 kW
Number of phases	1
Number of power contacts	3 (L1, N, PE)
Rated current of power contacts	20 A
Rated voltage for power contacts	250 V AC
Number of signal contacts	2 (CP, PP)
Rated current for signal contacts	2 A
Rated voltage for signal contacts	30 V AC
Type of signal transmission	Pulse width modulation
Note on the connection method	Crimp connection, cannot be disconnected
Resistor coding	680 Ω (between PE and PP)

### Mechanical properties

Insertion/withdrawal cycles	> 10000
Insertion force	< 100 N
Withdrawal force	< 100 N

### Design

Design line	D-Line
Housing color	black
Mating face color	gray
Color handle area	gray
Color protective cap	black
Label	14.1 mm x 44.8 mm (customer logo on request)

### Material

Housing material	Plastic
Material handle area	Soft plastic
Material protective cap	Soft plastic
Material mating face	Plastic
Material surface of contacts	Ag

## AC charging cable - EV-T2M3C-1AC20A-3,0M2,5ESBK00 - 1621805

### Technical data

#### Cable

Cable structure	3 x 2.5 mm <sup>2</sup> + 1 x 0.5 mm <sup>2</sup>
Wiring standards/regulations	prEN 50620 / DIN EN 50620
Wiring class	Class 5
Wiring certifications	VDE
External cable diameter	10.2 mm ±0.3 mm
Type of conductor	straight
Cable resistance	≤ 0.00798 Ω/m (based on a power core, at an ambient temperature of 20°C)
Outer sheath, material	TPE-U
External sheath, color	black
Minimum bending radius	153 mm (15 x diameter)
Cable weight	max. 163 kg/km

#### Locking

Locking type	No locking option for U-lock
--------------	------------------------------

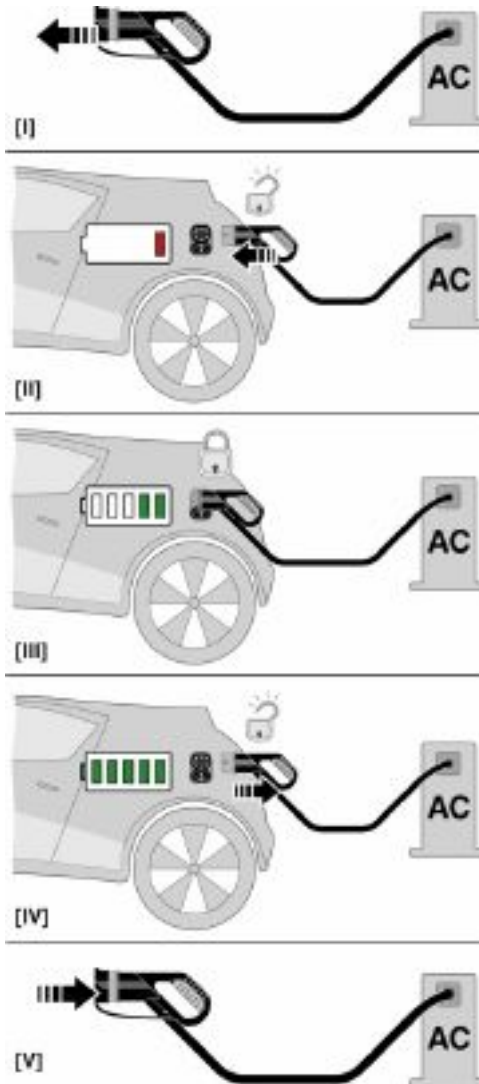
#### Environmental Product Compliance

China RoHS	Environmentally Friendly Use Period = 10;
	For details about hazardous substances go to tab "Downloads", Category "Manufacturer's declaration"

#### Drawings

# AC charging cable - EV-T2M3C-1AC20A-3,0M2,5ESBK00 - 1621805

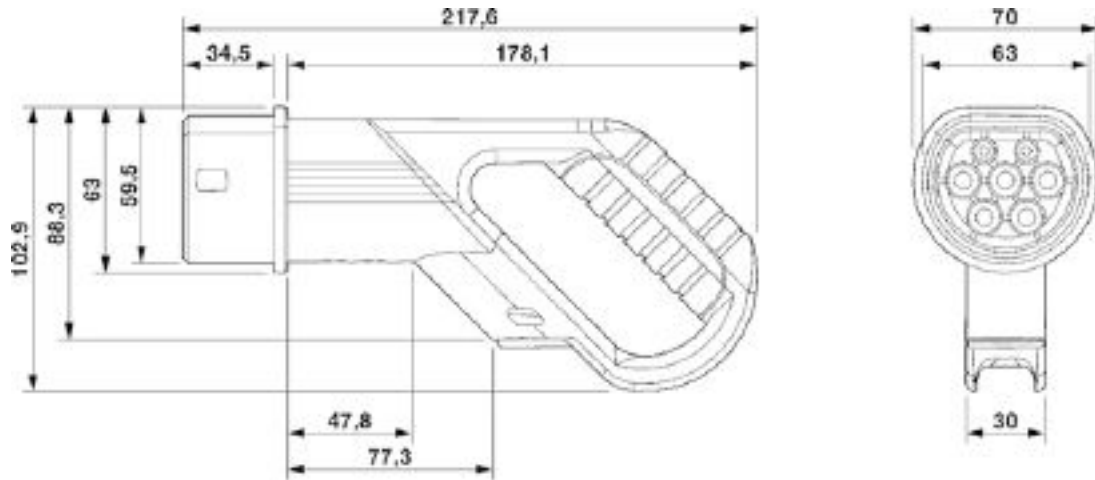
Schematic diagram



Operating instructions

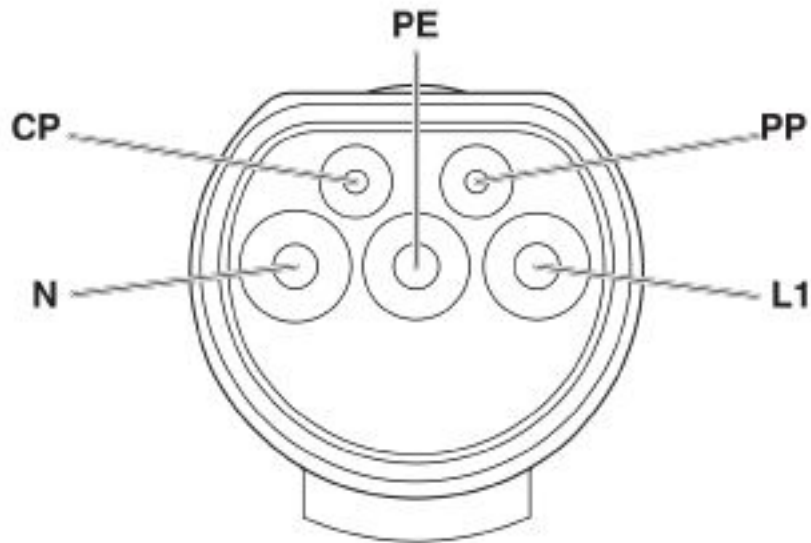
## AC charging cable - EV-T2M3C-1AC20A-3,0M2,5ESBK00 - 1621805

Dimensional drawing



Ensure that the vehicle connector is placed in an appropriate resting position that ensures a minimum protection rating of IP24 in accordance with IEC 61851-1 for the entire time between charging. Use the dimensions of the vehicle connector to create this type of resting position. Detailed specifications can also be found in the download area.

Schematic diagram



Pin assignment of the Vehicle Connector

### Classifications

eCI@ss

eCI@ss 4.0	27140800
eCI@ss 4.1	27140800
eCI@ss 5.0	27143400
eCI@ss 5.1	27143400

# AC charging cable - EV-T2M3C-1AC20A-3,0M2,5ESBK00 - 1621805

## Classifications

### eCl@ss

eCl@ss 6.0	27143400
eCl@ss 7.0	27449001
eCl@ss 8.0	27449001

### ETIM

ETIM 3.0	EC002061
ETIM 4.0	EC002061
ETIM 5.0	EC002839
ETIM 6.0	EC002897
ETIM 7.0	EC002897

### UNSPSC

UNSPSC 6.01	30211923
UNSPSC 7.0901	39121522
UNSPSC 11	39121522
UNSPSC 12.01	39121522
UNSPSC 13.2	39121522
UNSPSC 18.0	39121522
UNSPSC 19.0	39121522
UNSPSC 20.0	39121522
UNSPSC 21.0	39121522

## Approvals


### Approvals

#### Approvals

VDE Zeichengenehmigung / IECCE CB Scheme

#### Ex Approvals

### Approval details

VDE Zeichengenehmigung		<a href="http://www2.vde.com/de/Institut/Online-Service/VDE-gepruefteProdukte/Seiten/Online-Suche.aspx">http://www2.vde.com/de/Institut/Online-Service/VDE-gepruefteProdukte/Seiten/Online-Suche.aspx</a>	40037319
Nominal voltage UN	250 V		
Nominal current IN	20 A		
mm <sup>2</sup> /AWG/kcmil	2.5		

# AC charging cable - EV-T2M3C-1AC20A-3,0M2,5ESBK00 - 1621805

## Approvals

IECEE CB Scheme	<b>CB</b> scheme	<a href="http://www.iecee.org/">http://www.iecee.org/</a>	DE1-61387
Nominal voltage UN		250 V	
Nominal current IN		20 A	

## Accessories

### Accessories

#### AC charging controller

##### AC charging controller - EV-CC-AC1-M3-CC-SER-HS - 1622459



The EV-CC-AC1-M3-CBC-SER-HS charging controller with housing for DIN rail mounting is used for charging electric vehicles at 3-phase AC networks according to IEC 61851-1, Mode 3. Optimized for charging stations with permanently mounted Vehicle Connector. All charging functions and comprehensive configuration settings are already integrated.

##### AC charging controller - EV-CC-AC1-M3-CC-SER-PCB - 1622460



The EV-CC-AC1-M3-CC-SER-PCB charging controller as a PCB for charging electric vehicles on a 3-phase AC power grid according to IEC 61851-1, Mode 3. Optimized for charging stations with permanently mounted Vehicle Connector. All charging functions and comprehensive configuration settings are already integrated.

##### AC charging controller - EV-CC-AC1-M3-CC-SER-PCB-XC-25X - 1627742



The EV-CC-AC1-M3-CC-SER-PCB charging controller as a PCB for charging electric vehicles on a 3-phase AC power grid according to IEC 61851-1, Mode 3. Optimized for charging stations with permanently mounted Vehicle Connector. All charging functions and comprehensive configuration settings are already integrated.

##### AC charging controller - EV-CC-AC1-M3-CC-SER-PCB-MSTB - 1627367



The EV-CC-AC1-M3-CC-SER-PCB-MSTB charging controller as a PCB for charging electric vehicles according to IEC 61851-1, Mode 3, optimized for charging stations with permanently mounted Vehicle Connector. Connection via PCB connector on header.

## AC charging cable - EV-T2M3C-1AC20A-3,0M2,5ESBK00 - 1621805

### Accessories

AC charging controller - EM-CP-PP-ETH - 2902802



EV charge control is used to charge electrical vehicles on the 3-phase AC mains power supply according to IEC 61851-1 Mode 3. All necessary control functions are integrated. Additional functions are available for various charging applications.

---

### Park position

Park position - EV-T2AC-PARK - 1624148



Park position, Retainer for Vehicle Connector as parking position at charging stations (EVSE), Type 2, IEC 62196-2, Front mounting

---

Phoenix Contact 2020 © - all rights reserved  
<http://www.phoenixcontact.com>

PHOENIX CONTACT GmbH & Co. KG  
Flachsmarktstr. 8  
32825 Blomberg  
Germany  
Tel. +49 5235 300  
Fax +49 5235 3 41200  
<http://www.phoenixcontact.com>



# Mouser Electronics

Authorized Distributor

Click to View Pricing, Inventory, Delivery & Lifecycle Information:

[Phoenix Contact:](#)

[1621805](#)