

Connector in molded plastic on both sides - K-5E-M23 M9/010-C02/M23 F8 - 1618966

Please be informed that the data shown in this PDF Document is generated from our Online Catalog. Please find the complete data in the user's documentation. Our General Terms of Use for Downloads are valid (<http://phoenixcontact.com/download>)




Connector in molded plastic on both sides, length: 10 m, color of outer sheath: orange RAL 2003

Your advantages

- ✓ Our standard: robust halogen-free PUR cable
- ✓ Simple and safe: 100% electrically tested and assembled ready for use
- ✓ Designs with pre-assembled cables on one or both sides
- ✓ High flexibility: customer-specific assemblies and cable lengths can be supplied



Key Commercial Data

| | |
|------------------------|---|
| Packing unit | 1 pc |
| Minimum order quantity | 2 pc |
| GTIN |  4 046356 831635 |
| GTIN | 4046356831635 |

Technical data

| | |
|------------------|------|
| Conductor length | 10 m |
| Nominal current | 18 A |

Standards and Regulations

| | |
|-------------|---|
| Safety note | WARNING: The connectors may not be plugged in or disconnected under load. Ignoring the warning or improper use may damage persons and/or property. |
| | • WARNING: Commission properly functioning products only. The products must be regularly inspected for damage. Decommission defective products immediately. Replace damaged products. Repairs are not possible. |
| | • WARNING: Only electrically qualified personnel may install and operate the product. They must observe the following safety notes. The qualified personnel must be familiar with the basics of electrical |

Connector in molded plastic on both sides - K-5E-M23 M9/010-C02/M23 F8 - 1618966

Technical data

Standards and Regulations

| | |
|--|--|
| | engineering. They must be able to recognize and prevent danger. The relevant symbol on the packaging indicates that only personnel familiar with electrical engineering are allowed to install and operate the product. |
| | <ul style="list-style-type: none"> The products are suitable for applications in plant, controller, and electrical device engineering. |
| | <ul style="list-style-type: none"> When operating the connectors in outdoor applications, they must be separately protected against environmental influences. |
| | <ul style="list-style-type: none"> Assembled products may not be manipulated or improperly opened. |
| | <ul style="list-style-type: none"> Only use mating connectors that are specified in the technical data of the standards listed (e.g. the ones listed in the product accessories online at phoenixcontact.com/products). |
| | <ul style="list-style-type: none"> When using the product in direct connection with third-party manufacturers, the user is responsible. |
| | <ul style="list-style-type: none"> For operating voltages > 50 V AC, conductive connector housings must be grounded |
| | <ul style="list-style-type: none"> Ensure that the protective or functional ground has been properly connected. |
| | <ul style="list-style-type: none"> VDE 0100/1.97 § 411.1.3.2 and DIN EN 60 204/11.98 § 14.1.3 are applicable when combining several circuits in a cable and/or connector |
| | <ul style="list-style-type: none"> Only use tools recommended by Phoenix Contact |
| | <ul style="list-style-type: none"> The installation notes/Design In documents online on the download page at phoenixcontact.com/products must be observed for this product. |
| | <ul style="list-style-type: none"> Operate the connector only when it is fully plugged in and interlocked. |
| | <ul style="list-style-type: none"> Ensure that when laying the cable, the tensile load on the connectors does not exceed the upper limit specified in the standards. |
| | <ul style="list-style-type: none"> Observe the minimum bending radius of the cable. Lay the cable without twisting it. |
| | <ul style="list-style-type: none"> The connector warms up in normal operation. Depending on the ambient conditions, the surface of the connector can continue to warm up. In this case, the user is responsible for posting warnings (e.g. DIN EN ISO 13732-1:2008-12). |

Connector specifications

| | |
|-----------------------------|----------------------------|
| Type | straight plastic-sheathed |
| Thread type | M23 |
| Locking type | Screw locking |
| Degree of protection | IP67, when in locked state |
| Number of positions | 5+PE |
| Direction of rotation | Standard |
| Type of contact | Socket |
| Insertion/withdrawal cycles | 50 |
| Contact resistance | < 0.3 mΩ |
| Max. current | 30 A |
| Voltage | 630 V |
| Overvoltage category | III |

Connector in molded plastic on both sides - K-5E-M23 M9/010-C02/M23 F8 - 1618966

Technical data

Connector specifications

| | |
|---------------------------------|-------------------|
| Degree of pollution | 3 |
| Rated surge voltage | 6 kV |
| Ambient temperature (operation) | -40 °C ... 105 °C |

Cable specifications

| | |
|---|---|
| Type of cable | PSLC11Y-J |
| Shielded | yes |
| Cable structure | 4x 1.5 mm ² + 2x 1.5 mm ² |
| Cable structure (AWG) | 16 AWG/4c + 16 AWG/1pr |
| External cable diameter | 12.3 mm |
| Outer sheath, material | PUR |
| Material wire insulation | TPM |
| External sheath, color | orange RAL 2003 |
| Nominal voltage, cable | 600 V |
| Test voltage | 4 kV |
| Rated current | 18 A |
| Smallest bending radius, movable installation | 123 mm |
| Ambient temperature for fixed installation | -40 °C ... 80 °C |
| Ambient temperature for flexible installation | -20 °C ... 70 °C |

Connector specifications (second page)

| | |
|---------------------------------|----------------------------|
| Type | straight plastic-sheathed |
| Housing material | Zinc die-cast |
| Thread type | M23 |
| Degree of protection | IP67, when in locked state |
| Number of positions | 5+PE |
| Direction of rotation | Standard |
| Type of contact | Pin |
| Insertion/withdrawal cycles | 50 |
| Contact resistance | < 0.3 mΩ |
| Max. current | 30 A |
| Voltage | 630 V |
| Overvoltage category | III |
| Degree of pollution | 3 |
| Rated surge voltage | 6 kV |
| Ambient temperature (operation) | -40 °C ... 105 °C |

Environmental Product Compliance

| | |
|------------|--|
| REACH SVHC | Lead 7439-92-1 |
| China RoHS | Environmentally Friendly Use Period = 50 years |

Connector in molded plastic on both sides - K-5E-M23 M9/010-C02/M23 F8 - 1618966

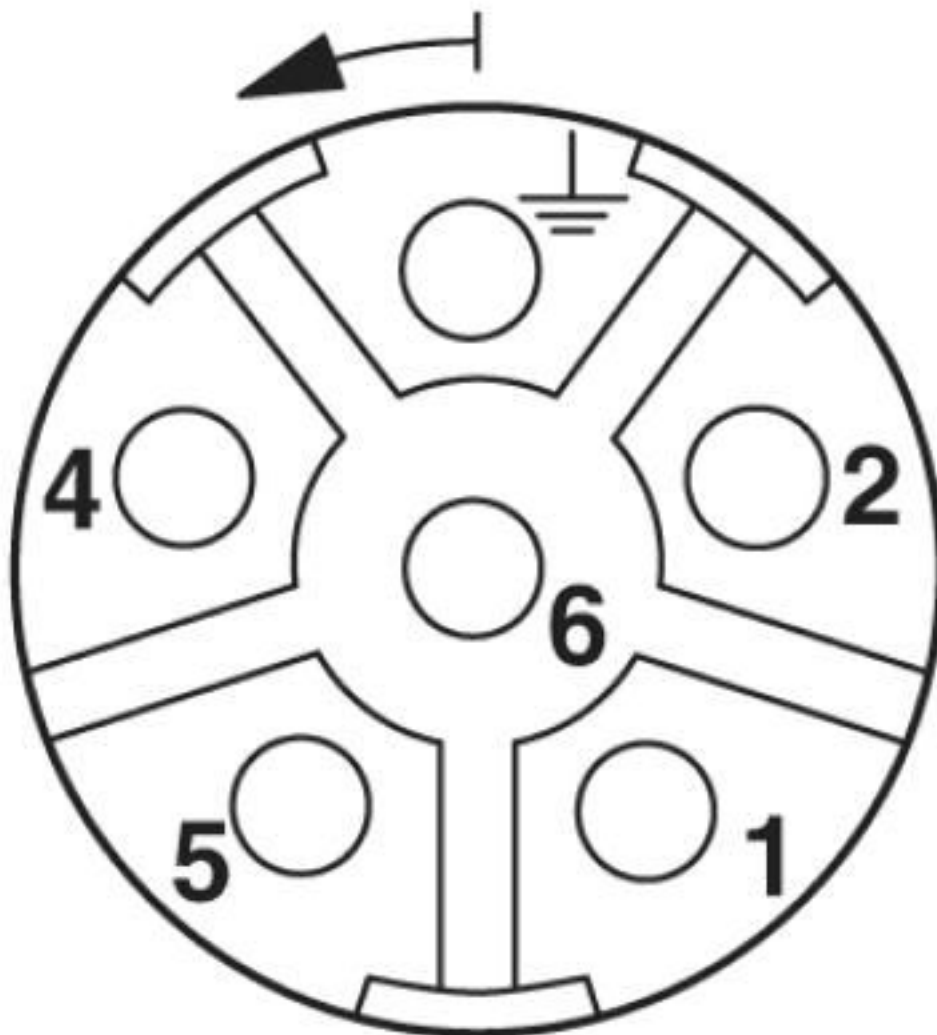
Technical data

Environmental Product Compliance

| | |
|--|---|
| | For details about hazardous substances go to tab "Downloads", Category "Manufacturer's declaration" |
|--|---|

Drawings


Schematic diagram



Socket pin assignment

Connector in molded plastic on both sides - K-5E-M23 M9/010-C02/M23 F8 - 1618966

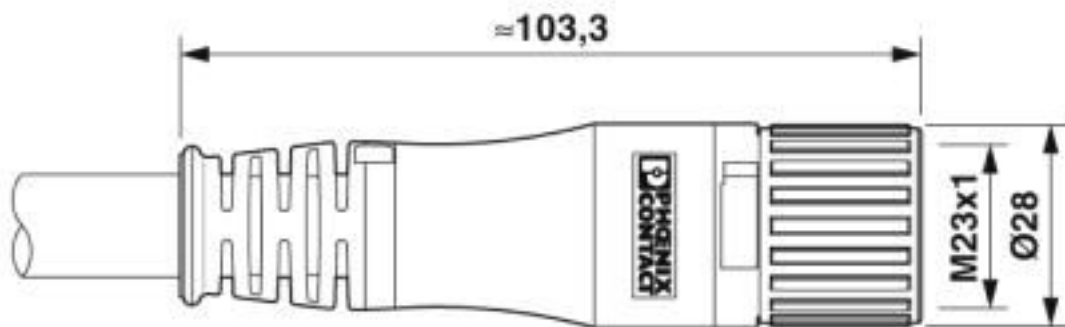
Schematic diagram



Pin assignment of pin

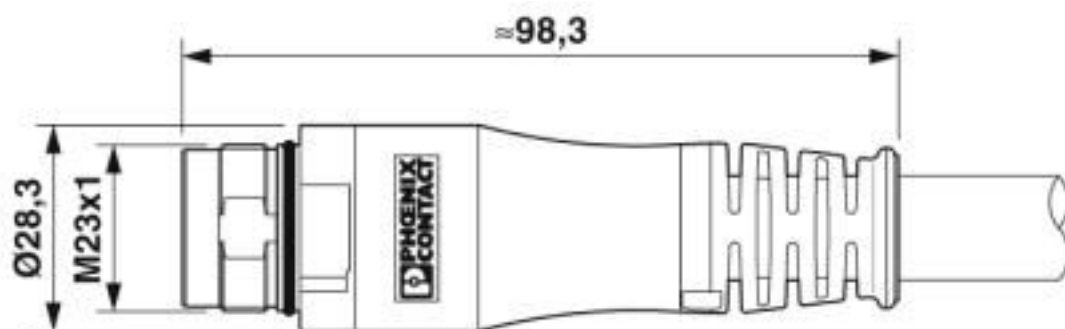
Connector in molded plastic on both sides - K-5E-M23 M9/010-C02/M23 F8 - 1618966

Dimensional drawing



On the female side

Dimensional drawing



Pin side

Circuit diagram



Contact assignment of M23 plugs/sockets

Connector in molded plastic on both sides - K-5E-M23 M9/010-C02/M23 F8 - 1618966

Classifications

eCl@ss

| | |
|---------------|----------|
| eCl@ss 10.0.1 | 27060106 |
| eCl@ss 4.0 | 27060300 |
| eCl@ss 4.1 | 27060300 |
| eCl@ss 5.0 | 27061800 |
| eCl@ss 5.1 | 27061800 |
| eCl@ss 6.0 | 27062000 |
| eCl@ss 7.0 | 27062011 |
| eCl@ss 8.0 | 27062011 |
| eCl@ss 9.0 | 27062011 |

ETIM

| | |
|----------|----------|
| ETIM 3.0 | EC001121 |
| ETIM 4.0 | EC001855 |
| ETIM 5.0 | EC001578 |
| ETIM 6.0 | EC001578 |
| ETIM 7.0 | EC003250 |

UNSPSC

| | |
|---------------|----------|
| UNSPSC 6.01 | 26121604 |
| UNSPSC 7.0901 | 26121604 |
| UNSPSC 11 | 26121604 |
| UNSPSC 12.01 | 26121604 |
| UNSPSC 13.2 | 26121604 |
| UNSPSC 18.0 | 39121465 |
| UNSPSC 19.0 | 39121465 |
| UNSPSC 20.0 | 39121465 |
| UNSPSC 21.0 | 39121465 |

Approvals

Approvals

Approvals

EAC

Ex Approvals

Approval details

Connector in molded plastic on both sides - K-5E-M23 M9/010-C02/M23 F8 - 1618966

Approvals

| | | |
|-----|--|------------|
| EAC | | B.00286/19 |
|-----|--|------------|

Accessories

Accessories

Conductor marking

Insert label - PABA WH/15 - 1013151



Insert label, Strip, white, unlabeled, can be labeled with: CMS-P1-PLOTTER, mounting type: thread on, cable diameter range: 0.6 ... 50 mm, lettering field size: 15 x 4 mm, Number of individual labels: 20

Insert label - PABA YE/15 - 1013698



Insert label, Strip, yellow, unlabeled, can be labeled with: CMS-P1-PLOTTER, mounting type: thread on, cable diameter range: 0.6 ... 50 mm, lettering field size: 15 x 4 mm, Number of individual labels: 20

Insert label - PABA RD/15 - 1013944



Insert label, Strip, red, unlabeled, can be labeled with: CMS-P1-PLOTTER, mounting type: thread on, cable diameter range: 0.6 ... 50 mm, lettering field size: 15 x 4 mm, Number of individual labels: 20

Cutting tools

Diagonal cutter - CUTFOX-S VDE - 1212207



Diagonal cutter for hard (piano wire) and soft wires, VDE 1000 V AC/1500 V DC tested

Marker pen

Connector in molded plastic on both sides - K-5E-M23 M9/010-C02/M23 F8 - 1618966

Accessories

Marker pen - B-STIFT - 1051993



Marker pen, for manual labeling of unprinted Zack strips, smear-proof and waterproof, line thickness 0.5 mm

Phoenix Contact 2020 © - all rights reserved
<http://www.phoenixcontact.com>

PHOENIX CONTACT GmbH & Co. KG
Flachsmarktstr. 8
32825 Blomberg
Germany
Tel. +49 5235 300
Fax +49 5235 3 41200
<http://www.phoenixcontact.com>

Mouser Electronics

Authorized Distributor

Click to View Pricing, Inventory, Delivery & Lifecycle Information:

[Phoenix Contact:](#)

[1618966](#)