

Contact insert - HC-K 6/0-ESTS - 1580538

Please be informed that the data shown in this PDF Document is generated from our Online Catalog. Please find the complete data in the user's documentation. Our General Terms of Use for Downloads are valid (<http://phoenixcontact.com/download>)



Pin contact insert with screw connection, number of positions 6 + PE, for HEAVYCON housing designs B16 and B32, incl. 1 x PE connection for 16 mm²



Key Commercial Data

Packing unit	10 pc
GTIN	
GTIN	4046356463348

Technical data

General

Note	For HEAVYCON ADVANCE and HEAVYCON housing type B16/B32; screw head shape of connection screws: Allen screws, wrench size 3 mm.
	Connectors may be operated only when there is no load/voltage.
Connection method	Screw connection (Without wire protection)
Tightening torque	1.8 Nm
Torque	0.8 Nm ... 1.2 Nm (PE connection)
	0.5 Nm ... 0.8 Nm (Mounting screws for mounting in the HEAVYCON housing)
Degree of pollution	3
Overvoltage category	III
Number of positions	6+PE
No. of power contacts	6
No. of control contacts	0
Insertion/withdrawal cycles	≥ 500
Size	B16
	B32
Contact numbering	1 - 6

Contact insert - HC-K 6/0-ESTS - 1580538

Technical data

General

Conductor cross section	6 mm ² ... 16 mm ² (without ferrule)
	2.5 mm ² ... 16 mm ² (with ferrule)
Connection cross section AWG	10 ... 6
Stripping length of the individual wire	15 mm
Assembly instructions	To ensure correct use, installation in housing with IP54 protection or better is required
Connection	For housing type B16.

Ambient conditions

Ambient temperature (operation)	-40 °C ... 125 °C (including heating up of contacts)
---------------------------------	--

Material data

Contact material	Copper alloy
Contact surface material	Ag
Material of contact surface, power contact	Ag
Contact carrier material	PA
Standards/regulations	PA: Fire protection in rail vehicles - requirement sets R22 and R23 acc. to DIN EN 45545-2 (Risk level HL1 - HL2)
	PA: Fire protection in rail vehicles - requirement set R24 acc. to DIN EN 45545-2 (Risk level HL1 - HL3)

Electrical characteristics

Rated voltage (III/3)	1000 V
Rated surge voltage	8 kV
	8 kV
Rated current	80 A

Standards and Regulations

Constructional and testing regulations	DIN EN 61984
	DIN VDE 0110/02.79
	DIN VDE 0110-1/04.97
	IEC 60664-1, DIN IEC 60512
Flammability rating according to UL 94	V0
Standards/regulations	acc. to DIN EN 45545-2


Environmental Product Compliance

REACH SVHC	Lead 7439-92-1
China RoHS	Environmentally Friendly Use Period = 50 years
	For details about hazardous substances go to tab "Downloads", Category "Manufacturer's declaration"

Drawings

Contact insert - HC-K 6/0-ESTS - 1580538

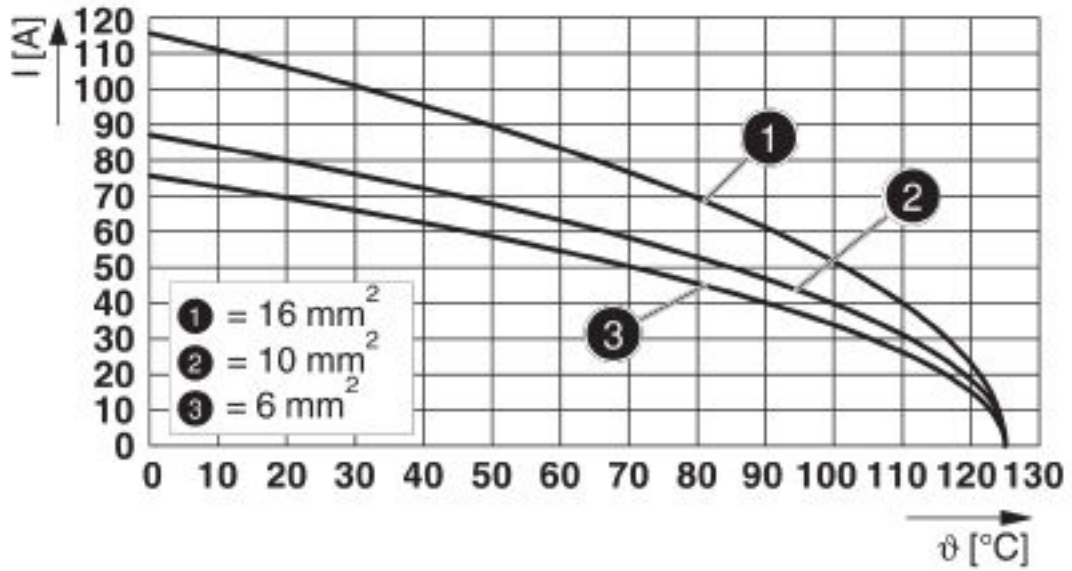
Schematic diagram



Connector pin assignment, connection side

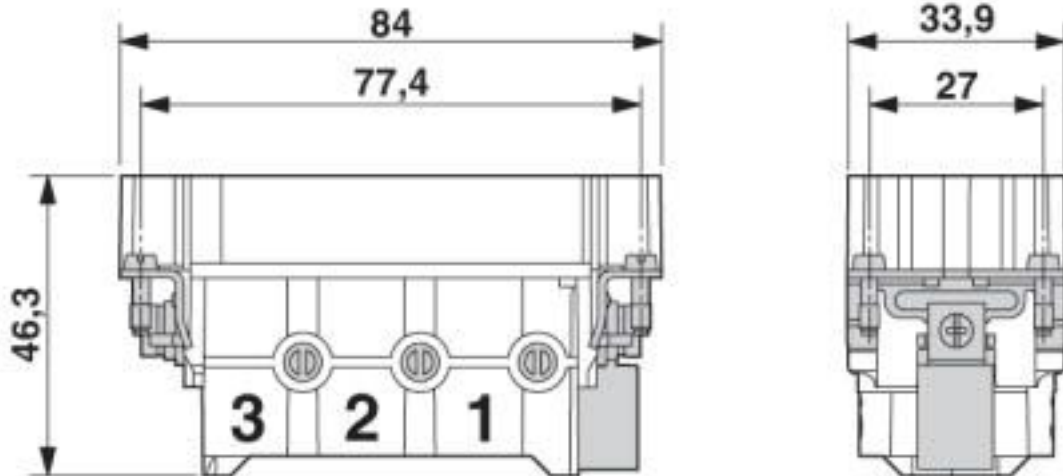
Contact insert - HC-K 6/0-ESTS - 1580538

Diagram



Derating diagram

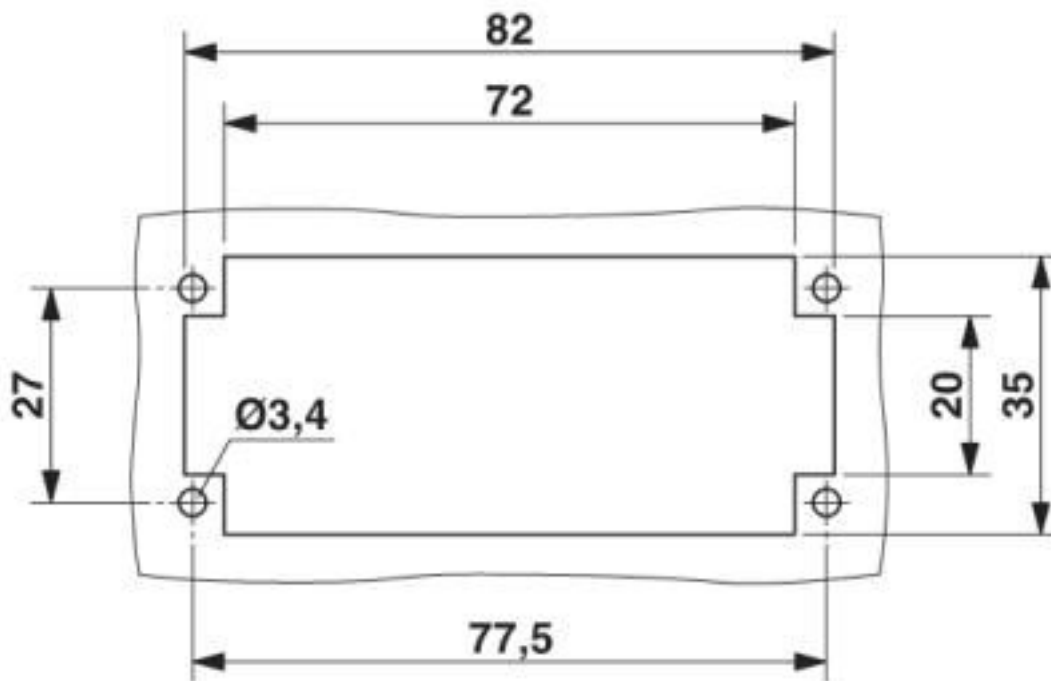
Dimensional drawing



Dimensional drawing

Contact insert - HC-K 6/0-ESTS - 1580538

Dimensional drawing



Mounting cutout when used without housing

Classifications

eCl@ss

eCl@ss 10.0.1	27440205
eCl@ss 4.0	27140800
eCl@ss 4.1	27140800
eCl@ss 5.0	27143400
eCl@ss 5.1	27261200
eCl@ss 6.0	27261200
eCl@ss 7.0	27440205
eCl@ss 8.0	27440205
eCl@ss 9.0	27440205

ETIM

ETIM 3.0	EC000438
ETIM 4.0	EC000438
ETIM 5.0	EC000438
ETIM 6.0	EC000438
ETIM 7.0	EC000438

UNSPSC

UNSPSC 6.01	30211923
-------------	----------

Contact insert - HC-K 6/0-ESTS - 1580538

Classifications

UNSPSC

UNSPSC 7.0901	39121522
UNSPSC 11	39121522
UNSPSC 12.01	39121522
UNSPSC 13.2	39121522
UNSPSC 18.0	39121522
UNSPSC 19.0	39121522
UNSPSC 20.0	39121522
UNSPSC 21.0	39121522

Approvals


Approvals


Approvals

CSA / UL Recognized / EAC / DNV GL / EAC

Ex Approvals

Approval details

CSA		http://www.csagroup.org/services-industries/product-listing/	013631_0_000
Nominal voltage UN		600 V	
Nominal current IN		60 A	
mm ² /AWG/kcmil		10-6	

UL Recognized		http://database.ul.com/cgi-bin/XYV/template/LISEXT/1FRAME/index.htm	FILE E 118976
Nominal voltage UN		600 V	
Nominal current IN		80 A	
mm ² /AWG/kcmil		6	

EAC		RU C- DE.AI30.B.01102
-----	---	--------------------------

Contact insert - HC-K 6/0-ESTS - 1580538

Approvals

DNV GL		https://approvalfinder.dnvgl.com/	TAE000037S
--------	--	---	------------

EAC			RU C- DE.BL08.B.00511
-----	--	--	--------------------------

Accessories

Accessories

Coding element

Coding element - HC-CST - 1676857



Coding peg for coding up to 16 connectors

Coding element - HC-CBU - 1676860



Coding socket for coding up to 16 connectors

Coding bolt - HC-CB - 1772722



Coding pin, prevents mismatching of up to six connectors with an identical number of positions

Coding profile - CP-HC - 1686478



Coding profile, 4 coding profiles per strip, for insertion in coding keyways

Contact insert - HC-K 6/0-ESTS - 1580538

Accessories

Additional products

Contact insert - HC-K 6/0-EBUS - 1580537



Socket contact insert with screw connection, number of positions 6 + PE, for HEAVYCON housing designs B16 and B32, incl. 1 x PE connection for 16 mm²

Phoenix Contact 2020 © - all rights reserved
<http://www.phoenixcontact.com>

PHOENIX CONTACT GmbH & Co. KG
Flachsmarktstr. 8
32825 Blomberg
Germany
Tel. +49 5235 300
Fax +49 5235 3 41200
<http://www.phoenixcontact.com>

Mouser Electronics

Authorized Distributor

Click to View Pricing, Inventory, Delivery & Lifecycle Information:

[Phoenix Contact:](#)

[1580538](#)