

## Bus system cable - SAC-4P-15,0-990/M12FS - 1558399

Please be informed that the data shown in this PDF Document is generated from our Online Catalog. Please find the complete data in the user's documentation. Our General Terms of Use for Downloads are valid (<http://phoenixcontact.com/download>)




Bus system cable, CC link (10 Mbps), 4-position, PVC, red, shielded, free cable end, on Socket straight M12, coding: A, cable length: 15 m



CC-link

### Key Commercial Data

Packing unit	1 pc
Minimum order quantity	50 pc
GTIN	 4 046356 293723
GTIN	4046356293723

### Technical data

#### Dimensions

Length of cable	15 m
Stripping length of the free conductor end	50 mm

#### Ambient conditions

Ambient temperature (operation)	-25 °C ... 90 °C (Plug / socket)
Degree of protection	IP65
	IP67

#### General

Rated current at 40°C	4 A
Rated voltage	48 V AC
	60 V DC
Number of positions	4
Color handle area	black
Insulation resistance	≥ 100 MΩ
Coding	A - standard
Signal type/category	CC link, 10 Mbps
Status display	No

# Bus system cable - SAC-4P-15,0-990/M12FS - 1558399

## Technical data

### General

Overvoltage category	II
Degree of pollution	3
Insertion/withdrawal cycles	≥ 100
Torque	0.4 Nm (M12 connector)

### Material

Flammability rating according to UL 94	HB
Contact material	CuZn
Contact surface material	Ni/Au
Contact carrier material	TPU GF
Material of grip body	TPU, hardly inflammable, self-extinguishing
Material, knurls	Zinc die-cast, nickel-plated
Sealing material	NBR

### Pin assignment

Contact   Color (signal designation)   Contact (optional)	1 (Socket)   SR (shield)
	2 (Socket)   WH (DB)
	3 (Socket)   YE (DG)
	4 (Socket)   BU (DA)

### Standards and Regulations

Flammability rating according to UL 94	HB
--	----

### Cable

Cable type	CC-Link
Cable type (abbreviation)	990
Cable structure	3xAWG20/7 + 1xAWG22/19 (filler litz wire)
Conductor cross section	0.5 mm <sup>2</sup>
AWG signal line	20
Conductor structure signal line	7x 0.28 mm
Thickness, insulation	0.89 mm (Outer cable sheath)
Wire colors	white, yellow, blue
Shielding	Plastic-coated aluminum foil, tinned copper braided shield
Optical shield covering	78 %
External sheath, color	red
External cable diameter D	7.7 mm
Smallest bending radius, fixed installation	77 mm
Cable weight	78.8 kg/km
Outer sheath, material	PVC
Material conductor insulation	foamed PE, with high density
Conductor material	Bare Cu litz wires
Conductor resistance	31.2 Ω/km
Working capacitance	61 pF

## Bus system cable - SAC-4P-15,0-990/M12FS - 1558399

### Technical data

#### Cable

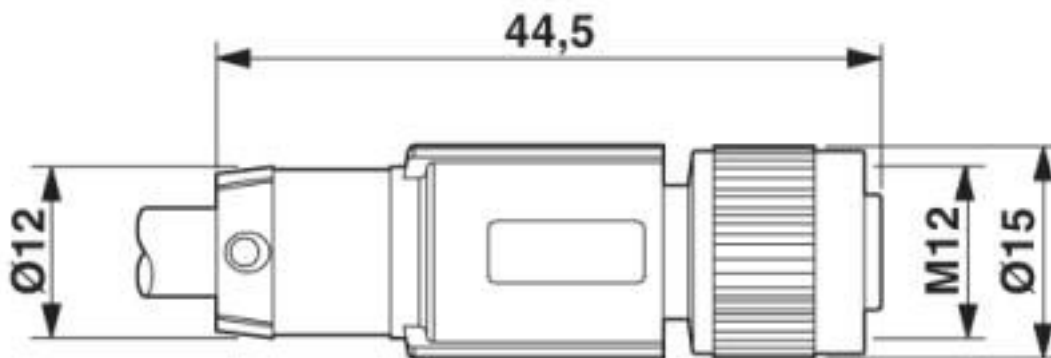
Wave impedance	110 Ω
Nominal voltage, cable	300 V
Ambient temperature (operation)	-30 °C ... 60 °C (cable, fixed installation)
	-5 °C ... 60 °C (cable, flexible installation)

#### Environmental Product Compliance

REACH SVHC	Lead 7439-92-1
China RoHS	Environmentally Friendly Use Period = 50 years
	For details about hazardous substances go to tab "Downloads", Category "Manufacturer's declaration"


### Drawings

Dimensional drawing



M12 x 1 socket, straight, shielded

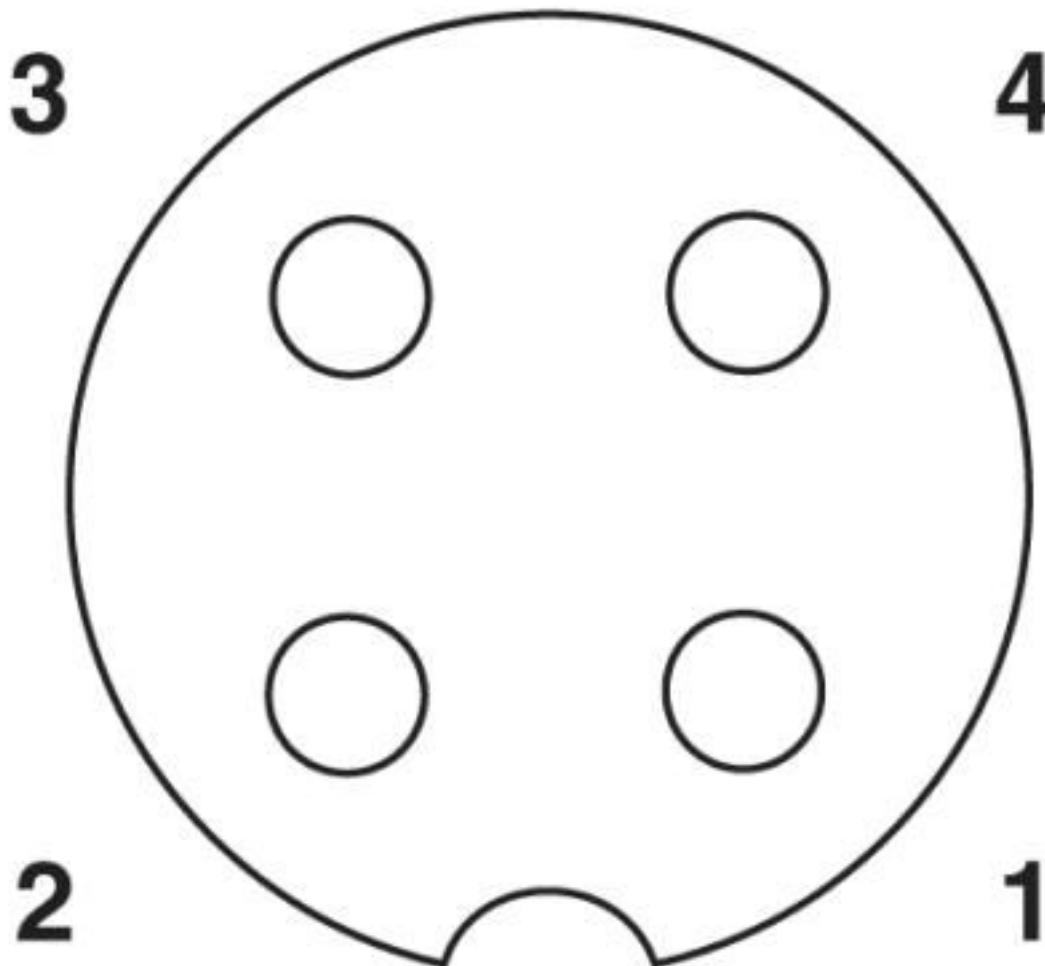
Circuit diagram



Contact assignment of the M12 socket

# Bus system cable - SAC-4P-15,0-990/M12FS - 1558399

Schematic diagram



Pin assignment M12 socket, 4-pos., A-coded, view female side

## Classifications

eCl@ss

eCl@ss 10.0.1	27060308
eCl@ss 4.0	27060300
eCl@ss 4.1	27060300
eCl@ss 5.0	27061800
eCl@ss 5.1	27061800
eCl@ss 6.0	27279200
eCl@ss 7.0	27279218
eCl@ss 8.0	27279218
eCl@ss 9.0	27060308

# Bus system cable - SAC-4P-15,0-990/M12FS - 1558399

## Classifications

### ETIM

ETIM 3.0	EC001855
ETIM 4.0	EC001855
ETIM 5.0	EC002599
ETIM 6.0	EC001262
ETIM 7.0	EC001262

### UNSPSC

UNSPSC 6.01	31251501
UNSPSC 7.0901	31251501
UNSPSC 11	31251501
UNSPSC 12.01	31251501
UNSPSC 13.2	31251501
UNSPSC 18.0	26121604
UNSPSC 19.0	26121604
UNSPSC 20.0	26121604
UNSPSC 21.0	26121604

## Approvals

### Approvals

---

#### Approvals

EAC-RoHS / EAC

---

#### Ex Approvals

---

### Approval details

EAC-RoHS		RU D- DE.HB35.B.00387
----------	--	--------------------------

EAC		RU C- DE.BL08.B.00286
-----	--	--------------------------

---

Phoenix Contact 2020 © - all rights reserved  
<http://www.phoenixcontact.com>

PHOENIX CONTACT GmbH & Co. KG  
Flachmarktstr. 8  
32825 Blomberg  
Germany  
Tel. +49 5235 300  
Fax +49 5235 3 41200  
<http://www.phoenixcontact.com>

# Mouser Electronics

Authorized Distributor

Click to View Pricing, Inventory, Delivery & Lifecycle Information:

[Phoenix Contact:](#)

[1558399](#)