

## Bus system cable - SAC-5P- 5,0-900/FSB SCO - 1517929


Please be informed that the data shown in this PDF Document is generated from our Online Catalog. Please find the complete data in the user's documentation. Our General Terms of Use for Downloads are valid (<http://phoenixcontact.com/download>)



Bus system cable, INTERBUS (16 Mbps), 5-position, PUR halogen-free, may green RAL 6017, shielded, free cable end, on Socket straight M12 SPEEDCON, coding: B, cable length: 5 m



### Key Commercial Data

Packing unit	1 pc
GTIN	 4 017918 968045
GTIN	4017918968045

### Technical data

#### Dimensions

Length of cable	5 m
Stripping length of the free conductor end	50 mm

#### Ambient conditions

Ambient temperature (operation)	-25 °C ... 90 °C (Plug / socket)
Degree of protection	IP65
	IP67

#### General

Rated current at 40°C	4 A
Rated voltage	48 V AC
	60 V DC
Number of positions	5
Insulation resistance	≥ 100 MΩ
Coding	B - inverse
Signal type/category	INTERBUS, 16 Mbps
Status display	No
Overvoltage category	II
Degree of pollution	3

# Bus system cable - SAC-5P- 5,0-900/FSB SCO - 1517929

## Technical data

### General

Torque	0.4 Nm (M12 connector)
--------	------------------------

### Material

Flammability rating according to UL 94	V0
Contact material	CuSn
Contact surface material	Ni/Au
Contact carrier material	PA 6.6
Material of grip body	TPU, hardly inflammable, self-extinguishing
Material, knurls	Zinc die-cast, nickel-plated
Sealing material	NBR

### Pin assignment

Contact   Color (signal designation)   Contact (optional)	1 (Socket)   YE (DO)
	2 (Socket)   GN (DO)
	3 (Socket)   GY (DI)
	4 (Socket)   PK (DI)
	5 (Socket)   BN (GND)

### Standards and Regulations

Flammability rating according to UL 94	V0
--	----

### Cable

Cable type	INTERBUS
Cable type (abbreviation)	900
Cable structure	3 x 2 x 0.22 mm <sup>2</sup>
Conductor cross section	3x 2x 0.22 mm <sup>2</sup>
AWG signal line	24
Conductor structure signal line	32x 0.10 mm
Wire colors	Green-yellow, white-brown, gray-pink
Twisted pairs	2 cores to the pair
Overall twist	3 pairs to the core
Shielding	Braided copper wires
External sheath, color	may green RAL 6017
External cable diameter D	8 mm
Minimum bending radius, fixed installation	7.5 x D
Minimum bending radius, flexible installation	15 x D
Number of bending cycles	5000000
Bending radius	120 mm
Traversing path	10 m
Traversing rate	1.6 m/s
Acceleration	3.2 m/s <sup>2</sup>
Cable weight	70 kg/km
Outer sheath, material	PUR

## Bus system cable - SAC-5P- 5,0-900/FSB SCO - 1517929

### Technical data

#### Cable

Material conductor insulation	PE
Conductor material	Bare Cu litz wires
Insulation resistance	$\geq 5 \text{ G}\Omega \cdot \text{km}$
Loop resistance	$\leq 159.80 \text{ }\Omega/\text{km}$
Cable capacity	$\leq 60 \text{ nF}/\text{km}$ (At 800 Hz)
Wave impedance	$120 \text{ }\Omega \pm 20 \%$ (at 64 kHz)
	$100 \text{ }\Omega \pm 15 \%$ (with 1 MHz)
Near end crosstalk attenuation (NEXT)	$\geq 61 \text{ dB}$ (at 772 kHz)
	$\geq 59 \text{ dB}$ (with 1 MHz)
	$\geq 55 \text{ dB}$ (at 2 MHz)
	$\geq 50 \text{ dB}$ (at 4 MHz)
	$\geq 46 \text{ dB}$ (at 8 MHz)
	$\geq 44 \text{ dB}$ (at 10 MHz)
	$\geq 41 \text{ dB}$ (at 16 MHz)
	$\geq 40 \text{ dB}$ (at 20 MHz)
Attenuation	$\leq 15 \text{ dB}/\text{km}$ (at 256 kHz)
	$\leq 24 \text{ dB}/\text{km}$ (at 772 kHz)
	$\leq 27 \text{ dB}/\text{km}$ (with 1 MHz)
	$\leq 52 \text{ dB}/\text{km}$ (at 4 MHz)
	$\leq 84 \text{ dB}/\text{km}$ (at 10 MHz)
	$\leq 112 \text{ dB}/\text{km}$ (at 16 MHz)
	$\leq 119 \text{ dB}/\text{km}$ (at 20 MHz)
Signal speed	0.66 c
Coupling resistance	$< 250.00 \text{ m}\Omega/\text{m}$ (at 30 MHz)
Nominal voltage, cable	250 V (Peak value, not for high-power applications)
Test voltage Core/Core	$1500 \text{ V}_{\text{rms}}$
Test voltage Core/Shield	$1000 \text{ V}_{\text{rms}}$
Flame resistance	according to VDE 0472, Part 4, test type B
	according to IEC 60332-1
Ambient temperature (operation)	$-40 \text{ }^\circ\text{C} \dots 80 \text{ }^\circ\text{C}$ (cable, fixed installation)
	$-30 \text{ }^\circ\text{C} \dots 70 \text{ }^\circ\text{C}$ (cable, flexible installation)

#### Environmental Product Compliance

China RoHS	Environmentally friendly use period: unlimited = EFUP-e
	No hazardous substances above threshold values

#### Drawings


# Bus system cable - SAC-5P- 5,0-900/FSB SCO - 1517929

Dimensional drawing



M12 x 1 socket, straight, shielded

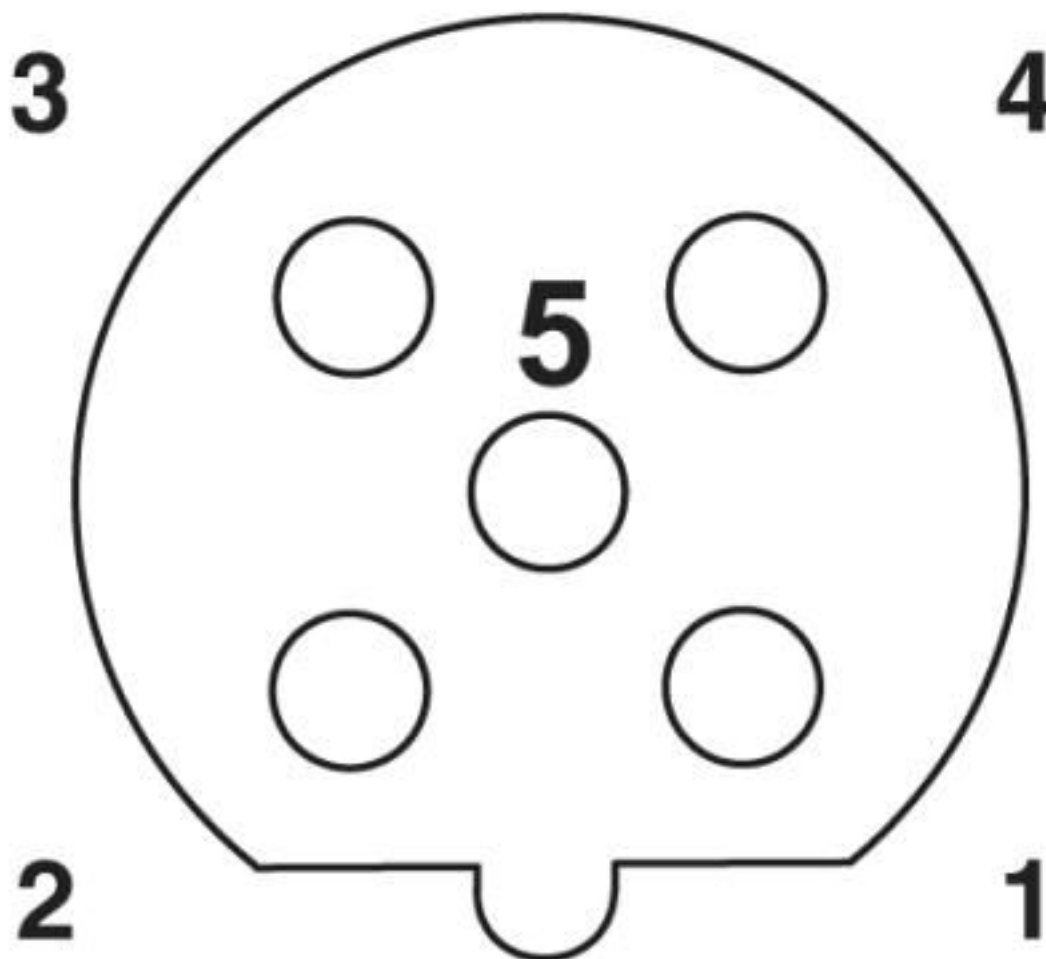
Circuit diagram



Contact assignment of the M12 socket

## Bus system cable - SAC-5P- 5,0-900/FSB SCO - 1517929


Schematic diagram



Pin assignment M12 socket, 5-pos., B-coded, female side

## Bus system cable - SAC-5P- 5,0-900/FSB SCO - 1517929

Cable cross section



INTERBUS [900]

### Classifications

eCl@ss

eCl@ss 10.0.1	27060308
eCl@ss 4.0	27060300
eCl@ss 4.1	27060300
eCl@ss 5.0	27061800
eCl@ss 5.1	27061800
eCl@ss 6.0	27279200
eCl@ss 7.0	27279218
eCl@ss 8.0	27279218
eCl@ss 9.0	27060308

# Bus system cable - SAC-5P- 5,0-900/FSB SCO - 1517929

## Classifications

### ETIM

ETIM 2.0	EC000830
ETIM 3.0	EC001855
ETIM 4.0	EC001855
ETIM 5.0	EC002599
ETIM 6.0	EC001262
ETIM 7.0	EC001262

### UNSPSC

UNSPSC 6.01	31251501
UNSPSC 7.0901	31251501
UNSPSC 11	31251501
UNSPSC 12.01	31251501
UNSPSC 13.2	31251501
UNSPSC 18.0	26121604
UNSPSC 19.0	26121604
UNSPSC 20.0	26121604
UNSPSC 21.0	26121604

## Approvals

### Approvals

---

Approvals

EAC-RoHS / EAC

---

Ex Approvals

---

### Approval details

EAC-RoHS		RU D- DE.HB35.B.00387
----------	--	--------------------------

EAC		EAC-Zulassung
-----	--	---------------

---

Phoenix Contact 2020 © - all rights reserved  
<http://www.phoenixcontact.com>

PHOENIX CONTACT GmbH & Co. KG  
Flachsmarktstr. 8  
32825 Blomberg  
Germany  
Tel. +49 5235 300  
Fax +49 5235 3 41200  
<http://www.phoenixcontact.com>



# Mouser Electronics

Authorized Distributor

Click to View Pricing, Inventory, Delivery & Lifecycle Information:

[Phoenix Contact:](#)

[1517929](#)