

Flush-type connector - SACC-DSI-M12FSS-4CON-M16/2,0PE - 1424721

Please be informed that the data shown in this PDF Document is generated from our Online Catalog. Please find the complete data in the user's documentation. Our General Terms of Use for Downloads are valid (<http://phoenixcontact.com/download>)




Flush-type connector, Power, 4-position, Socket, M12, S power, Rear mounting, M16 x 1.5, Individual wires, UL/cUL stranded hook-up wire

Your advantages

- ✓ For compact devices: transmit high power in a confined space
- ✓ Protection against mismatching thanks to S-coding
- ✓ Pre-assembled with litz wires for immediate use
- ✓ Customer-specific assemblies and litz wire lengths available
- ✓ Sealed on the litz wire side for optimum leak-tightness
- ✓ For high transmission safety: shield connection to the housing with optional EMC nut



Key Commercial Data

Packing unit	1 pc
Minimum order quantity	50 pc
GTIN	 4 055626 378589
GTIN	4055626378589

Technical data

Dimensions

Fixed cable length	2
--------------------	---

Ambient conditions

Ambient temperature (operation)	-25 ... -85 (Plug / socket)
---------------------------------	-----------------------------

General

Standards/regulations	M12 connector based on IEC 61076-2-111 In line with
Design	Pin
Tightening torque nut	3 Nm ... 4 Nm (M12 connector)
Insertion/withdrawal cycles	> 100
Overvoltage category	III

Flush-type connector - SACC-DSI-M12FSS-4CON-M16/2,0PE - 1424721

Technical data

General

Mounting type	Rear mounting
Coding	S power
Thread type	M16 x 1.5
Cable cross section	1.31
AWG signal line	16
Rated surge voltage	6 kV AC
Degree of pollution	3
Degree of protection	IP67
Number of positions	4
Current	12 A
Voltage	630 V

Material

Contact material	CuZn
Contact surface material	Au
Flammability rating according to UL 94	V0

Connection data

Connection method	Individual wires
Contact resistance with connected conductor	≤ 3 mΩ
Cable type	UL/cUL stranded hook-up wire

Standards and Regulations

Standards/specifications	M12 connector based on IEC 61076-2-111 In line with
Flame resistance	in acc. to UL 1581 VW1
Halogen-free	yes
Flammability rating according to UL 94	V0
Safety note	WARNING: The connectors may not be plugged in or disconnected under load. Ignoring the warning or improper use may damage persons and/or property.
	<ul style="list-style-type: none"> • WARNING: Commission properly functioning products only. The products must be regularly inspected for damage. Decommission defective products immediately. Replace damaged products. Repairs are not possible.
	<ul style="list-style-type: none"> • WARNING: Only electrically qualified personnel may install and operate the product. They must observe the following safety notes. The qualified personnel must be familiar with the basics of electrical engineering. They must be able to recognize and prevent danger. The relevant symbol on the packaging indicates that only personnel familiar with electrical engineering are allowed to install and operate the product.
	<ul style="list-style-type: none"> • The products are suitable for applications in plant, controller, and electrical device engineering.
	<ul style="list-style-type: none"> • When operating the connectors in outdoor applications, they must be separately protected against environmental influences.
	<ul style="list-style-type: none"> • Assembled products may not be manipulated or improperly opened.

Flush-type connector - SACC-DSI-M12FSS-4CON-M16/2,0PE - 1424721

Technical data

Standards and Regulations

	<ul style="list-style-type: none"> • Only use mating connectors that are specified in the technical data of the standards listed (e.g. the ones listed in the product accessories online at phoenixcontact.com/products).
	<ul style="list-style-type: none"> • When using the product in direct connection with third-party manufacturers, the user is responsible.
	<ul style="list-style-type: none"> • For operating voltages > 50 V AC, conductive connector housings must be grounded
	<ul style="list-style-type: none"> • Ensure that when laying the cable, the tensile load on the connectors does not exceed the upper limit specified in the standards.
	<ul style="list-style-type: none"> • Observe the corresponding technical data. You will find information: <ul style="list-style-type: none"> o On the product o On the packing label o In the supplied documentation o Online at phoenixcontact.com/products under the product
	<ul style="list-style-type: none"> • Only use tools recommended by Phoenix Contact
	<ul style="list-style-type: none"> • Use a protective cap to protect connectors that are not in use. The suitable accessories are available online in the accessory section of the product at phoenixcontact.com/products
	<ul style="list-style-type: none"> • Ensure that the protective or functional ground has been properly connected.
	<ul style="list-style-type: none"> • VDE 0100/1.97 § 411.1.3.2 and DIN EN 60 204/11.98 § 14.1.3 are applicable when combining several circuits in a cable and/or connector
	<ul style="list-style-type: none"> • The connector warms up in normal operation. Depending on the ambient conditions, the surface of the connector can continue to warm up. In this case, the user is responsible for posting warnings (e.g. DIN EN ISO 13732-1:2008-12).

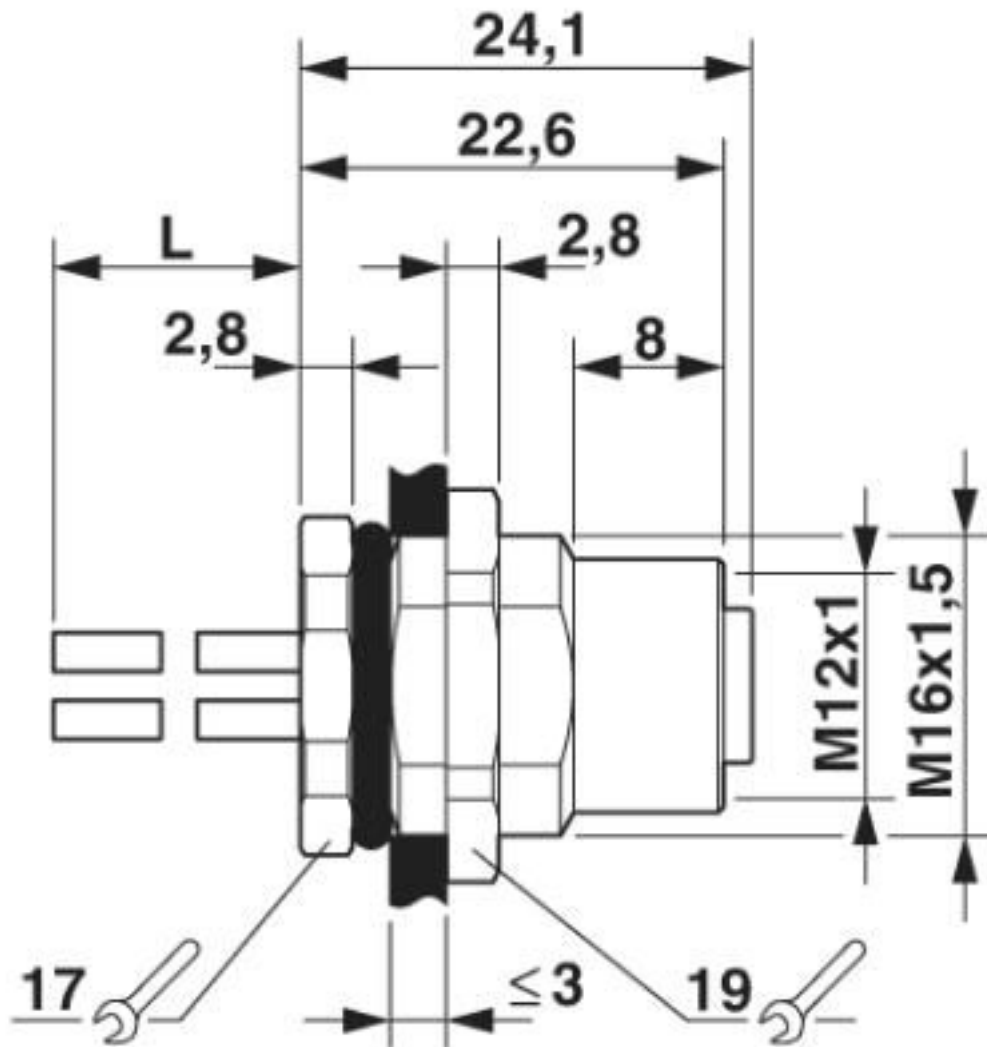
Environmental Product Compliance

REACH SVHC	Lead 7439-92-1
China RoHS	Environmentally Friendly Use Period = 50 years
	For details about hazardous substances go to tab "Downloads", Category "Manufacturer's declaration"

Drawings

Flush-type connector - SACC-DSI-M12FSS-4CON-M16/2,0PE - 1424721

Dimensional drawing



M12 flush-type socket

Flush-type connector - SACC-DSI-M12FSS-4CON-M16/2,0PE - 1424721


Schematic diagram



Pin assignment of M12 socket, 4-pos., S-coded, socket side view

Flush-type connector - SACC-DSI-M12FSS-4CON-M16/2,0PE - 1424721

Circuit diagram



Contact assignment of the M12 socket

Classifications

eCl@ss

eCl@ss 10.0.1	27440102
eCl@ss 8.0	27440103
eCl@ss 9.0	27440102

ETIM

ETIM 5.0	EC002061
ETIM 6.0	EC002061

Phoenix Contact 2020 © - all rights reserved
<http://www.phoenixcontact.com>

PHOENIX CONTACT GmbH & Co. KG
Flachsmarktstr. 8
32825 Blomberg
Germany
Tel. +49 5235 300
Fax +49 5235 3 41200
<http://www.phoenixcontact.com>

Mouser Electronics

Authorized Distributor

Click to View Pricing, Inventory, Delivery & Lifecycle Information:

[Phoenix Contact:](#)

[1424721](#)