

Contact insert module - HC-M-06-PT-M - 1424225

Please be informed that the data shown in this PDF Document is generated from our Online Catalog. Please find the complete data in the user's documentation. Our General Terms of Use for Downloads are valid (<http://phoenixcontact.com/download>)




Contact insert module, number of positions: 6, power contacts: 6, control contacts: 0, Pin, Push-in connection, 500 V, 16 A, 0.5 mm² ... 2.5 mm², application: Power



COMPLIES WITH

Key Commercial Data

Packing unit	1 pc
GTIN	 4 055626 369563
GTIN	4055626369563

Technical data

Dimensions

Height	39 mm
Width	34.1 mm
Length	14.6 mm

Electrical characteristics

Rated voltage (III/3)	500 V
Rated current	16 A (power contacts)
Rated surge voltage	6 kV
Connection profile	6

Ambient conditions

Ambient temperature (operation)	-40 °C ... 125 °C
---------------------------------	-------------------

Mechanical characteristics

Conductor cross section	0.5 mm ² ... 2.5 mm ²
Connection cross section AWG	20 ... 14
Stripping length of the individual wire	10 mm
Contact diameter	2.5 mm
Insertion/withdrawal cycles	≥ 500

Contact insert module - HC-M-06-PT-M - 1424225

Technical data

General

Note	for flexible conductors with or without ferrules
	Connectors may be operated only when there is no load/voltage.
	For HEAVYCON housing type B6 ... B48 and module carrier frame HC-M-B...MF-...
Series	HC-M-06
Number of module slots	1
Connection method	Push-in connection
Contact type	turned
Flammability rating according to UL 94	V0
Degree of pollution	3
Overvoltage category	III
Assembly instructions	To ensure correct use, installation in housing with IP54 protection or better is required

Material data

Contact material	Copper alloy
Contact surface material	Ag
Contact carrier material	PC

Standards and Regulations

Flammability rating according to UL 94	V0
--	----

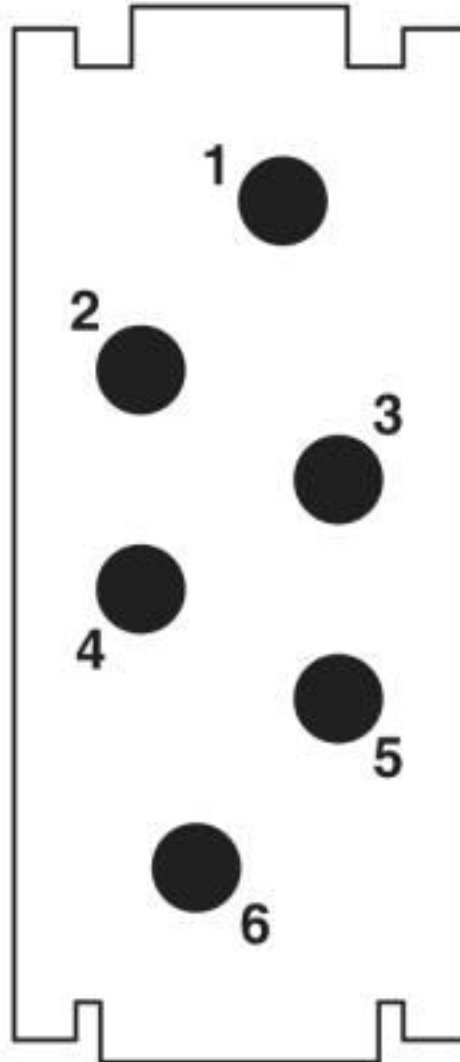
Environmental Product Compliance

China RoHS	Environmentally friendly use period: unlimited = EFUP-e
	No hazardous substances above threshold values

Drawings

Contact insert module - HC-M-06-PT-M - 1424225

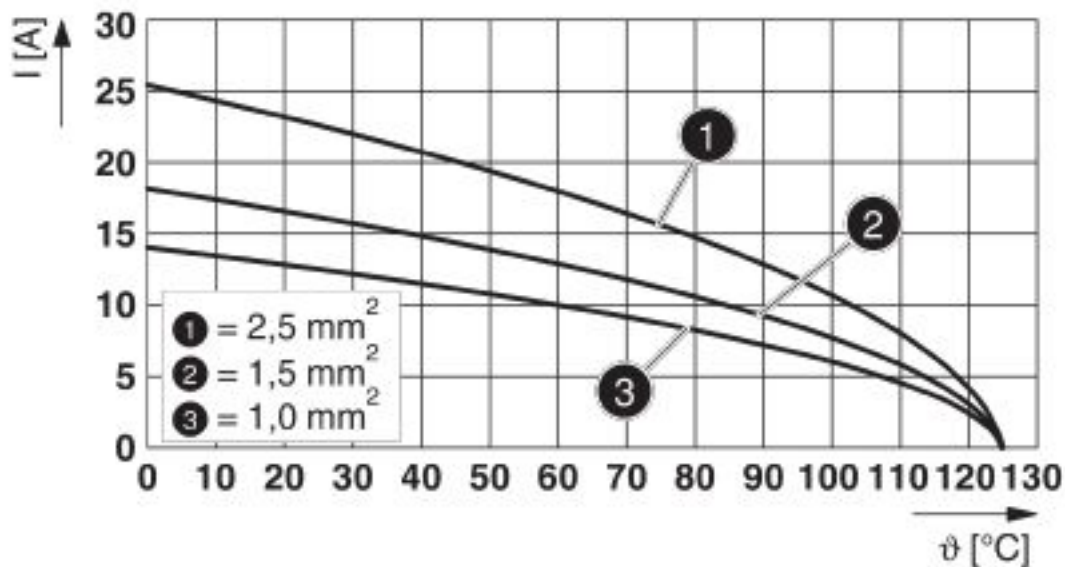
Schematic diagram



Connector pin assignment, connection side

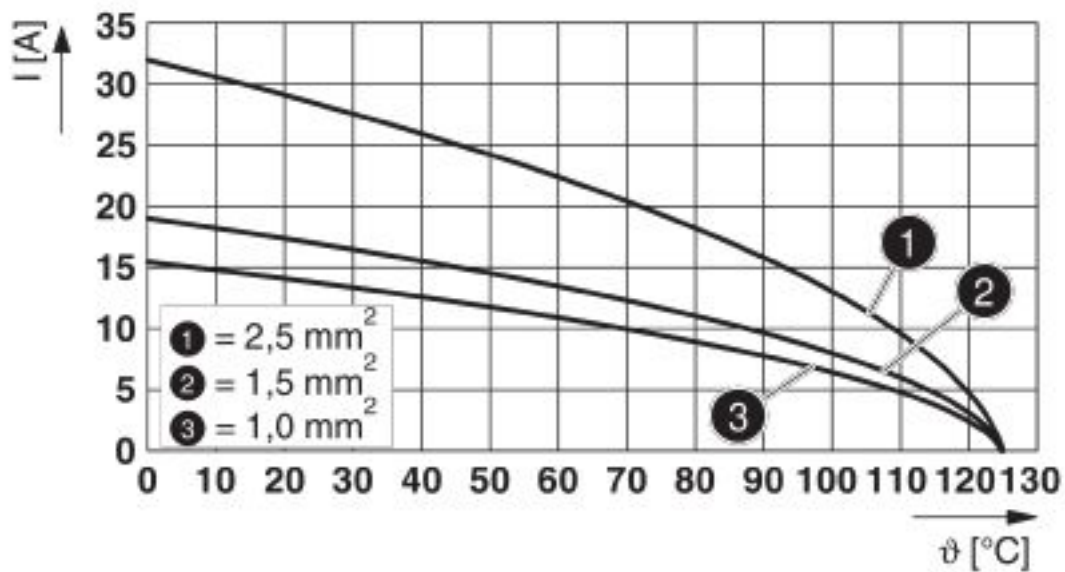
Contact insert module - HC-M-06-PT-M - 1424225

Diagram



Derating diagram for flexible conductors

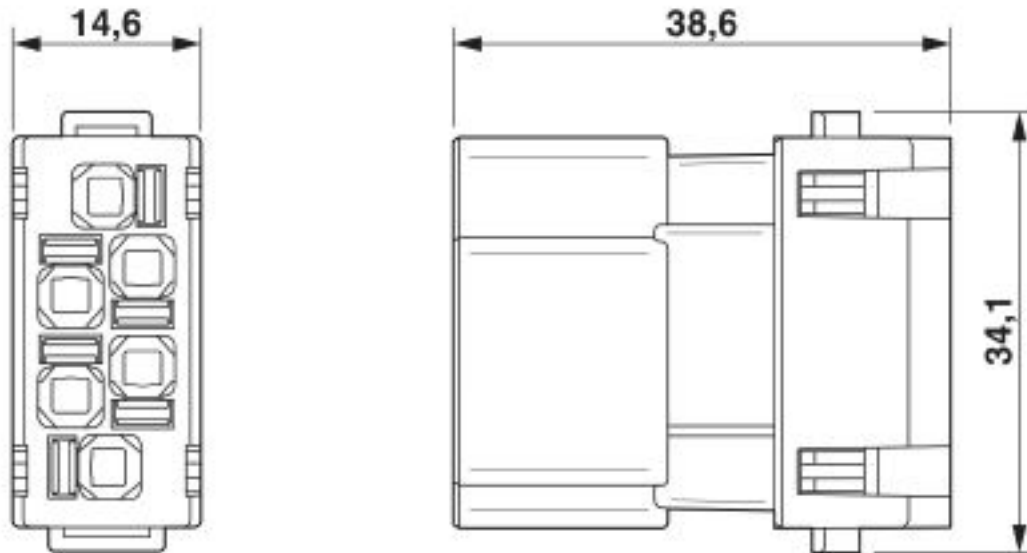
Diagram



Derating diagram for flexible conductors with ferrule

Contact insert module - HC-M-06-PT-M - 1424225

Dimensional drawing



Dimensional drawing

Classifications

eCl@ss

eCl@ss 10.0.1	27440217
eCl@ss 5.1	27261200
eCl@ss 6.0	27261200
eCl@ss 7.0	27440207
eCl@ss 9.0	27440217

ETIM

ETIM 6.0	EC000438
ETIM 7.0	EC000438

Approvals

Approvals

Approvals

EAC / EAC

Ex Approvals

Approval details

Contact insert module - HC-M-06-PT-M - 1424225

Approvals

EAC		RU C- DE.AI30.B.01102
-----	--	--------------------------

EAC		RU C- DE.BL08.B.00511
-----	--	--------------------------

Accessories

Accessories

Crimping tool

Crimping pliers - CRIMPFOX CENTRUS 6S - 1213144



Crimping pliers, for uninsulated and insulated ferrules, DIN 46228 Part 1 and 4, from 0.14 mm² ... 6 mm², also for TWIN ferrules up to 2 x 4 mm², automatic cross section adjustment, lateral insertion, equipped with fall protection

Crimping pliers - CRIMPFOX CENTRUS 10S - 1213154



Crimping pliers, for uninsulated and insulated ferrules, DIN 46228 Part 1 and 4, from 0.14 mm² ... 10 mm², also for TWIN ferrules up to 2 x 4 mm², automatic cross section adjustment, lateral insertion, equipped with fall protection

Module carrier frame

Module carrier frame - HC-M-B06-MFH-B - 1182085



Module carrier frame, size: B6, type : for the panel mounting side (a, b, c, ...), 4 mm² ... 6 mm², application: Module carrier frame

Module carrier frame - HC-M-B10-MFH-B - 1182088



Module carrier frame, size: B10, type : for the panel mounting side (a, b, c, ...), 4 mm² ... 6 mm², application: Module carrier frame

Contact insert module - HC-M-06-PT-M - 1424225

Accessories

Module carrier frame - HC-M-B16-MFH-B - 1182090



Module carrier frame, size: B16, type : for the panel mounting side (a, b, c, ...), 4 mm² ... 6 mm², application: Module carrier frame

Module carrier frame - HC-M-B24-MFH-B - 1182094



Module carrier frame, size: B24, type : for the panel mounting side (a, b, c, ...), 4 mm² ... 6 mm², application: Module carrier frame

Module carrier frame - HC-M-B06-MFH-H - 1182087



Module carrier frame, size: B6, type : for the sleeve side (A, B, C, ...), 4 mm² ... 6 mm², application: Module carrier frame

Module carrier frame - HC-M-B10-MFH-H - 1182089



Module carrier frame, size: B10, type : for the sleeve side (A, B, C, ...), 4 mm² ... 6 mm², application: Module carrier frame

Module carrier frame - HC-M-B16-MFH-H - 1182093



Module carrier frame, size: B16, type : for the sleeve side (A, B, C, ...), 4 mm² ... 6 mm², application: Module carrier frame

Contact insert module - HC-M-06-PT-M - 1424225

Accessories

Module carrier frame - HC-M-B24-MFH-H - 1182095



Module carrier frame, size: B24, type : for the sleeve side (A, B, C, ...), 4 mm² ... 6 mm², application: Module carrier frame

Additional products

Contact insert module - HC-M-06-PT-F - 1424224



Contact insert module, number of positions: 6, power contacts: 6, control contacts: 0, Socket, Push-in connection, 500 V, 16 A, 0.5 mm² ... 2.5 mm², application: Power

Phoenix Contact 2020 © - all rights reserved
<http://www.phoenixcontact.com>

PHOENIX CONTACT GmbH & Co. KG
Flachsmarktstr. 8
32825 Blomberg
Germany
Tel. +49 5235 300
Fax +49 5235 3 41200
<http://www.phoenixcontact.com>

Mouser Electronics

Authorized Distributor

Click to View Pricing, Inventory, Delivery & Lifecycle Information:

[Phoenix Contact:](#)

[1424225](#)