

# PCB terminal block - PTSA 1,5/24-3,5-F GY - 1036901

Please be informed that the data shown in this PDF Document is generated from our Online Catalog. Please find the complete data in the user's documentation. Our General Terms of Use for Downloads are valid (<http://phoenixcontact.com/download>)



PCB terminal block, nominal current: 8 A, rated voltage (III/2): 250 V, nominal cross section: 1.5 mm<sup>2</sup>, pitch: 3.5 mm, number of positions: 24, connection method: Push-in spring connection, mounting: Wave soldering, conductor/PCB connection direction: 45 °, color: gray, Pin layout: Linear front pinning, Solder pin [P]: 3.6 mm


The figure shows a 10-position version of the product

## Your advantages

- Time saving push-in connection, tools not required
- Defined contact force ensures that contact remains stable over the long term
- Angled connection enables multi-row arrangement on the PCB



## Key Commercial Data

|                        |   |
|------------------------|---|
| Packing unit           | 40 pc   |
| Minimum order quantity | 40 pc   |
| GTIN                   | <br>4 055626 569734 |
| GTIN                   | 4055626569734   |

## Technical data

### Item properties

|                           |                           |
|---------------------------|---------------------------|
| Brief article description | PCB terminal block        |
| Range of articles         | PTSA 1,5                  |
| Pitch                     | 3.5 mm                    |
| Number of positions       | 24                        |
| Connection method         | Push-in spring connection |
| Mounting type             | Wave soldering            |
| Pin layout                | Linear front pinning      |
| Number of levels          | 1                         |
| Number of connections     | 24                        |
| Number of potentials      | 24                        |

### Electrical parameters

# PCB terminal block - PTSA 1,5/24-3,5-F GY - 1036901

## Technical data

### Electrical parameters

|                             |        |
|-----------------------------|--------|
| Nominal current             | 8 A    |
| Nom. voltage                | 250 V  |
| Rated voltage               | 200 V  |
| Rated voltage (III/2)       | 250 V  |
| Rated voltage (II/2)        | 400 V  |
| Rated surge voltage (III/3) | 2.5 kV |
| Rated surge voltage (III/2) | 2.5 kV |
| Rated surge voltage (II/2)  | 2.5 kV |

### Connection capacity

|   |  |
|---|--|
| Connection method   | Push-in spring connection                    |
| pluggable   | no   |
| Conductor cross section solid   | 0.2 mm <sup>2</sup> ... 1.5 mm <sup>2</sup>  |
| Conductor cross section flexible                                      | 0.2 mm <sup>2</sup> ... 1.5 mm <sup>2</sup>  |
| Conductor cross section AWG / kcmil                                   | 24 ... 16                                    |
| Conductor cross section flexible, with ferrule without plastic sleeve | 0.25 mm <sup>2</sup> ... 1 mm <sup>2</sup>   |
| Conductor cross section, flexible, with ferrule, with plastic sleeve  | 0.25 mm <sup>2</sup> ... 0.5 mm <sup>2</sup> |
| Stripping length  | 9 mm   |

### Material data - contact

|  |   |
|--|---|
| Note                                     | WEEE/RoHS-compliant, free of whiskers according to IEC 60068-2-82/ JEDEC JESD 201 |
| Contact material                         | Cu alloy  |
| Surface characteristics                  | hot-dip tin-plated  |
| Metal surface terminal point (top layer) | Tin (4 - 8 µm Sn)   |
| Metal surface soldering area (top layer) | Tin (4 - 8 µm Sn)   |

### Material data - housing

|   |             |
|---|-------------|
| Housing color   | gray (7042) |
| Insulating material   | PA          |
| Insulating material group   | I           |
| CTI according to IEC 60112  | 600         |
| Flammability rating according to UL 94                            | V0          |
| Glow wire flammability index GWFI according to EN 60695-2-12      | 850         |
| Glow wire ignition temperature GWIT according to EN 60695-2-13    | 775         |
| Temperature for the ball pressure test according to EN 60695-10-2 | 125 °C      |

### Dimensions for the product

|              |  |
|--------------|--|
| Caption      | The figure shows the dimensional drawing of the 5-position product version |
| Length [ l ] | 12 mm  |
| Width [ w ]  | 85.5 mm  |
| Height [ h ] | 16.7 mm  |
| Pitch        | 3.5 mm   |

# PCB terminal block - PTSA 1,5/24-3,5-F GY - 1036901

## Technical data

### Dimensions for the product

|                             |               |
|-----------------------------|---------------|
| Height (without solder pin) | 13.1 mm       |
| Solder pin [P]              | 3.6 mm        |
| Pin spacing                 | 3.5 mm        |
| Pin dimensions              | 0.4 x 0.75 mm |

### Dimensions for PCB design

|               |        |
|---------------|--------|
| Hole diameter | 1 mm   |
| Pin spacing   | 3.5 mm |

### Packaging information

|                            |                     |
|----------------------------|---------------------|
| Type of packaging          | packed in cardboard |
| Pieces per package         | 40                  |
| Denomination packing units | Pcs.                |

### Ambient conditions

|   |   |
|---|---|
| Ambient temperature (storage/transport) | -40 °C ... 70 °C  |
| Ambient temperature (assembly)          | -5 °C ... 85 °C   |
| Ambient temperature (operation)         | -40 °C ... 100 °C (Depending on the current carrying capacity/derating curve) |

### Termination and connection method

|  |                     |
|--|---------------------|
| Test for conductor damage and slackening | IEC 60999-1:1999-11 |
|  | Test passed         |

### Pull-out test

|  |   |
|--|---|
| Pull-out test  | IEC 60999-1:1999-11                     |
|  | Test passed                             |
| Conductor cross section / conductor type / tensile force | 0.2 mm <sup>2</sup> / solid / > 10 N    |
|  | 0.2 mm <sup>2</sup> / flexible / > 10 N |
|  | 1.5 mm <sup>2</sup> / solid / > 40 N    |
|  | 1.5 mm <sup>2</sup> / flexible / > 40 N |

### Mechanical tests according to standard

|                    |               |
|--------------------|---------------|
| Test specification | IEC 60947-7-4 |
|--------------------|---------------|

### Electrical tests

|                             |                     |
|-----------------------------|---------------------|
| Rated current               | 8 A                 |
| Conductor cross section     | 1.5 mm <sup>2</sup> |
| Rated voltage (III/2)       | 250 V               |
| Rated surge voltage (III/2) | 2.5 kV              |

### Air clearances and creepage distances

|   |   |
|---|---|
| Clearances and creepage distances               | IEC 60947-1:2007-06 + A1:2010-12 + A2:2014-09 |
| Specification                                   | IEC 60947-1:2007-06 + A1:2010-12 + A2:2014-09 |
| Minimum clearance - inhomogeneous field (III/3) | 1.5 mm  |
| Minimum clearance - inhomogeneous field (III/2) | 1.5 mm  |

# PCB terminal block - PTSA 1,5/24-3,5-F GY - 1036901

## Technical data

### Air clearances and creepage distances

|  |   |
|--|---|
| Minimum clearance - inhomogeneous field (II/2) | 1.5 mm  |
| Minimum creepage distance value (III/3)        | 2.5 mm  |
| Minimum creepage distance value (III/2)        | 1.5 mm  |
| Minimum creepage distance value (II/2)         | 2 mm  |
| Note on connection cross section               | With connected conductor 1.5 mm <sup>2</sup> (solid). |

### Temperature-rise test

|                                   |  |
|-----------------------------------|--|
| Specification                     | IEC 60947-7-4:2013-08  |
| Result                            | Test passed  |
| Requirement temperature-rise test | The sum of ambient temperature and temperature rise of the PCB terminal block shall not exceed the upper limiting temperature. |

### Current carrying capacity / derating curves

|                     |   |
|---------------------|---|
| Caption             | Type: PTSA 1,5/...-3,5-F                      |
| Specification       | IEC 60947-7-4:2013-08                         |
| Number of positions | 4   |
| Reduction factor    | 1   |
| Note                | Representation based on IEC 60512-5-2:2002-02 |

### Vibration test

|                        |                        |
|------------------------|------------------------|
| Specification          | IEC 60068-2-6:2007-12  |
| Result                 | Test passed            |
| Frequency              | 10 - 150 - 10 Hz       |
| Sweep speed            | 1 octave/min           |
| Amplitude              | 0.35 mm (10 - 60.1 Hz) |
| Acceleration           | 5 g (60.1 - 150 Hz)    |
| Test duration per axis | 2.5 h                  |

### Insulation resistance

|  |                       |
|--|-----------------------|
| Specification                                | IEC 60512-3-1:2002-02 |
| Result                                       | Test passed           |
| Insulation resistance, neighboring positions | > 1 TΩ                |

### Glow-wire test

|                  |                        |
|------------------|------------------------|
| Specification    | IEC 60695-2-10:2000-10 |
| Result           | Test passed            |
| Temperature      | 850 °C                 |
| Time of exposure | 5 s                    |

### Alternating climate test

|                  |                   |
|------------------|-------------------|
| Result           | Test passed       |
| Specification    | ISO 6988:1985-02  |
| Corrosive stress | KFW 0.2 S/1 cycle |

### Environmental Product Compliance

# PCB terminal block - PTSA 1,5/24-3,5-F GY - 1036901

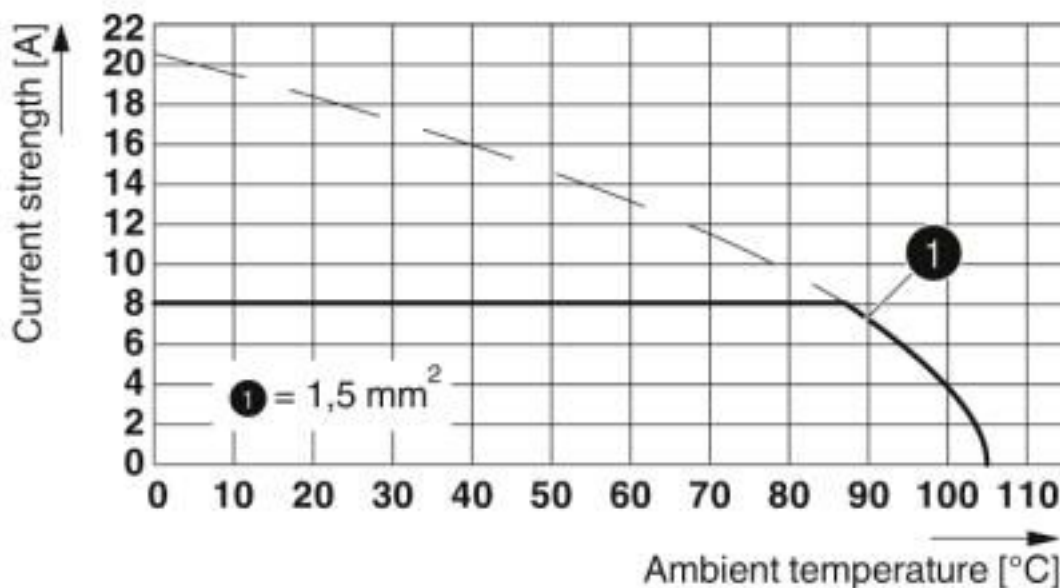
## Technical data

### Environmental Product Compliance

|            |   |
|------------|---|
| China RoHS | Environmentally friendly use period: unlimited = EFUP-e |
|            | No hazardous substances above threshold values          |

## Drawings

Diagram



Type: PTSA 1,5/...-3,5-F

## Classifications

eCl@ss

|               |          |
|---------------|----------|
| eCl@ss 10.0.1 | 27440401 |
| eCl@ss 5.1    | 27261100 |
| eCl@ss 6.0    | 27261100 |
| eCl@ss 7.0    | 27440401 |
| eCl@ss 8.0    | 27440401 |
| eCl@ss 9.0    | 27440401 |

ETIM

|          |          |
|----------|----------|
| ETIM 5.0 | EC002643 |
| ETIM 6.0 | EC002643 |
| ETIM 7.0 | EC002643 |

## Approvals

Approvals

# PCB terminal block - PTSA 1,5/24-3,5-F GY - 1036901

## Approvals


### Approvals


CCA / VDE Gutachten mit Fertigungsüberwachung / EAC / cULus Recognized


### Ex Approvals

### Approval details

|                                |                        |
|--------------------------------|------------------------|
| CCA                            | CCA/DE1<br>34182/33276 |
| Nominal current I <sub>N</sub> | 2 A                    |
| mm <sup>2</sup> /AWG/kcmil     | 0.75                   |

|  |  |  |          |
|--|--|--|----------|
| VDE Gutachten mit<br>Fertigungsüberwachung |  | <a href="http://www2.vde.com/de/Institut/Online-Service/VDE-gepruefteProdukte/Seiten/Online-Suche.aspx">http://www2.vde.com/de/Institut/Online-Service/<br/>VDE-gepruefteProdukte/Seiten/Online-Suche.aspx</a> | 40018594 |
| Nominal voltage U <sub>N</sub>             | 130 V  |  |          |
| Nominal current I <sub>N</sub>             | 2 A  |  |          |
| mm <sup>2</sup> /AWG/kcmil                 | 0.5-.75  |  |          |

|     |   |         |
|-----|---|---------|
| EAC |  | B.01687 |
|-----|---|---------|

|                                |   |   |                 |
|--------------------------------|---|---|-----------------|
| cULus Recognized               |  | <a href="http://database.ul.com/cgi-bin/XYV/template/LISEXT/1FRAME/index.htm">http://database.ul.com/cgi-bin/XYV/template/LISEXT/1FRAME/index.htm</a> | E60425-20030527 |
| Nominal voltage U <sub>N</sub> | B<br>300 V  | D<br>300 V  |                 |
| Nominal current I <sub>N</sub> | 5 A   | 5 A   |                 |
| mm <sup>2</sup> /AWG/kcmil     | 24-16   | 24-16   |                 |

Phoenix Contact 2020 © - all rights reserved  
<http://www.phoenixcontact.com>

PHOENIX CONTACT GmbH & Co. KG  
Flachmarktstr. 8  
32825 Blomberg  
Germany  
Tel. +49 5235 300  
Fax +49 5235 3 41200  
<http://www.phoenixcontact.com>

# Mouser Electronics

Authorized Distributor

Click to View Pricing, Inventory, Delivery & Lifecycle Information:

[Phoenix Contact:](#)

[1036901](#)